4V Drive Pch MOSFET

RSD080P05

●Structure
Silicon P-channel MOSFET

●Features
1) Low on-resistance.
2) Fast switching speed.
3) Drive circuits can be simple.
4) Parallel use is easy.

● Application
Switching

● Dimensions (Unit : mm)

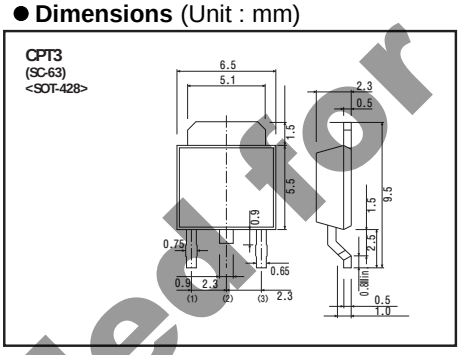

● Packaging specifications

Type	Package	Taping
	Code	TL
	Basic ordering unit (pieces)	2500
RSD080P05		O

● Inner circuit

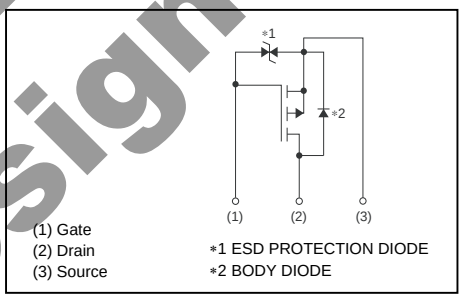

● Absolute maximum ratings (Ta = 25°C)

Parameter		Symbol	Limits	Unit
Drain-source voltage		V_{DSS}	−45	V
Gate-source voltage		V_{GSS}	±20	V
Drain current	Continuous	I_D	±8.0	A
	Pulsed	I_{DP} *1	±16	A
Source current (Body Diode)	Continuous	I_S	−8.0	A
	Pulsed	I_{SP} *1	−16	A
Power dissipation		P_D *2	15	W
Channel temperature		Tch	150	°C
Range of storage temperature		Tstg	−55 to +150	°C

*1 Pw≦10μs, Duty cycle≦1%
*2 T_c=25°C

● Thermal resistance

Parameter	Symbol	Limits	Unit
Channel to Case	$R_{th\ (ch\text{-}c)}$ *	8.33	°C / W

* T_c=25°C

Not Recommended for New Designs

© 2011 ROHM Co., Ltd. All rights reserved.

● **Electrical characteristics** (Ta = 25°C)

Parameter	Symbol	Min.	Typ.	Max.	Unit	Conditions
Gate-source leakage	I_{GSS}	-	-	±10	μA	V_{GS}=±20V, V_{DS}=0V
Drain-source breakdown voltage	$V_{(BR)DSS}$	−45	-	-	V	I_D=−1mA, V_{GS}=0V
Zero gate voltage drain current	I_{DSS}	-	-	−1	μA	V_{DS}=−45V, V_{GS}=0V
Gate threshold voltage	$V_{GS\ (th)}$	−1.0	-	−3.0	V	V_{DS}=−10V, I_D=−1mA
Static drain-source on-state resistance	$R_{DS\ (on)}$*	-	65	91	mΩ	I_D=−8.0A, V_{GS}=−10V
		-	95	133		I_D=−8.0A, V_{GS}=−4.5V
		-	105	147		I_D=−8.0A, V_{GS}=−4.0V
Forward transfer admittance	$\|Y_{fs}\|$*	6.0	-	-	S	I_D=−8.0A, V_{DS}=−10V
Input capacitance	C_{iss}	-	1000	-	pF	V_{DS}=−10V
Output capacitance	C_{oss}	-	160	-	pF	V_{GS}=0V
Reverse transfer capacitance	C_{rss}	-	80	-	pF	f=1MHz
Turn-on delay time	$t_{d(on)}$*	-	12	-	ns	I_D=−4.0A, V_{DD}≒−25V
Rise time	t_r *	-	15	-	ns	V_{GS}=−10V
Turn-off delay time	$t_{d(off)}$*	-	50	-	ns	R_L=6.25Ω
Fall time	t_f *	-	20	-	ns	R_G=10Ω
Total gate charge	Q_g *	-	9.0	-	nC	V_{DD}≒−25V
Gate-source charge	Q_{gs} *	-	4.0	-	nC	I_D=−8.0A,
Gate-drain charge	Q_{gd} *	-	3.0	-	nC	V_{GS}=−5V

*Pulsed

●**Body diode characteristics** (Source-Drain) (Ta = 25°C)

Parameter	Symbol	Min.	Typ.	Max.	Unit	Conditions
Forward Voltage	V_{SD}*	-	-	−1.2	V	I_s=−8.0A, V_{GS}=0V

*Pulsed

Not Recommended for New Designs

© 2011 ROHM Co., Ltd. All rights reserved.

●Electrical characteristic curves (Ta=25°C)

Fig.1 Typical Output Characteristics (Ⅰ)

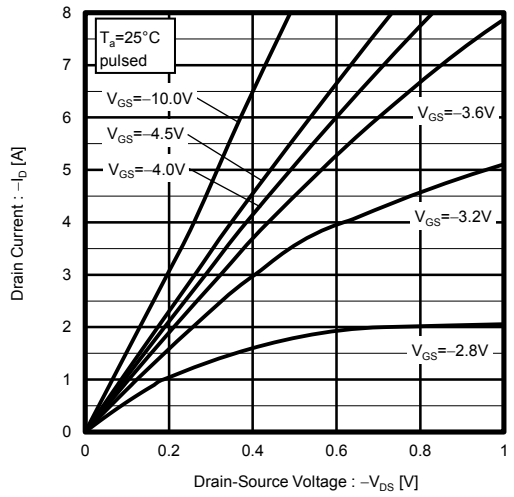

Fig.2 Typical Output Characteristics (Ⅱ)

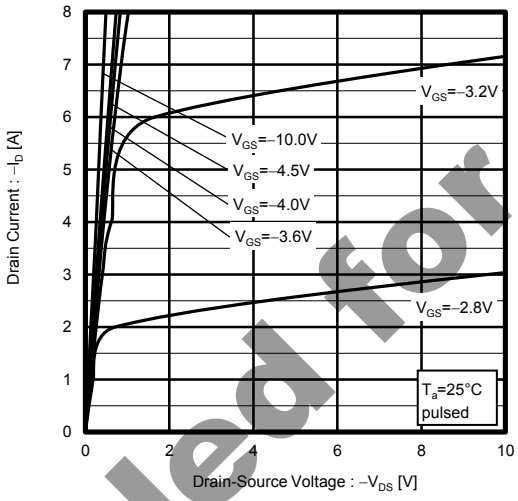

Fig.3 Static Drain-Source On-State Resistance vs. Drain Current

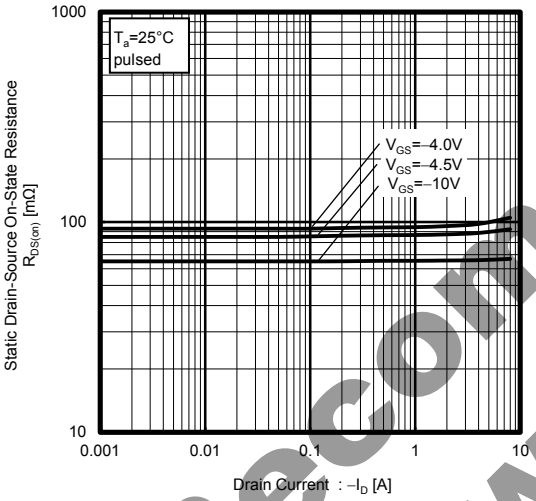

Fig.4 Static Drain-Source On-State Resistance vs. Drain Current

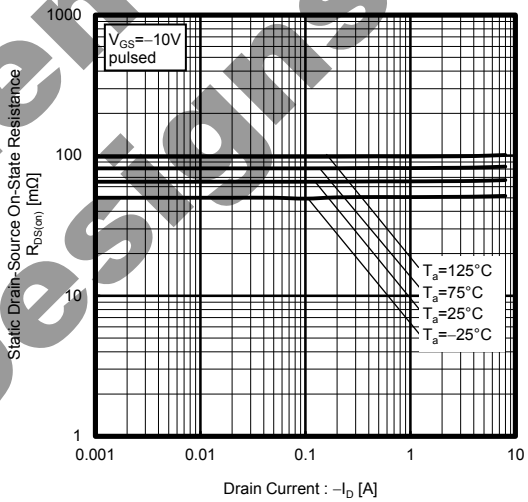

Fig.5 Static Drain-Source On-State Resistance vs. Drain Current

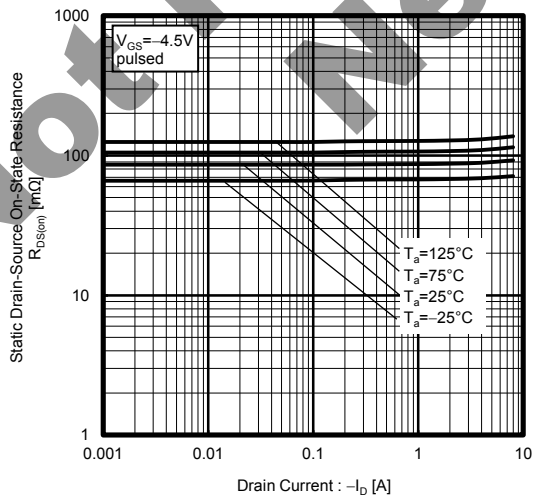

Fig.6 Static Drain-Source On-State Resistance vs. Drain Current

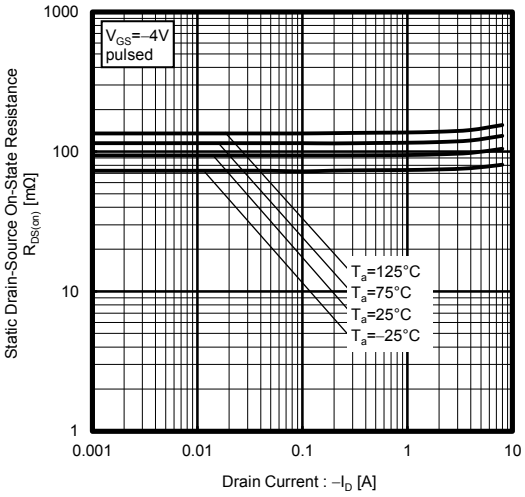

Not Recommended for New Designs

© 2011 ROHM Co., Ltd. All rights reserved.

Fig.7 Forward Transfer Admittance vs. Drain Current

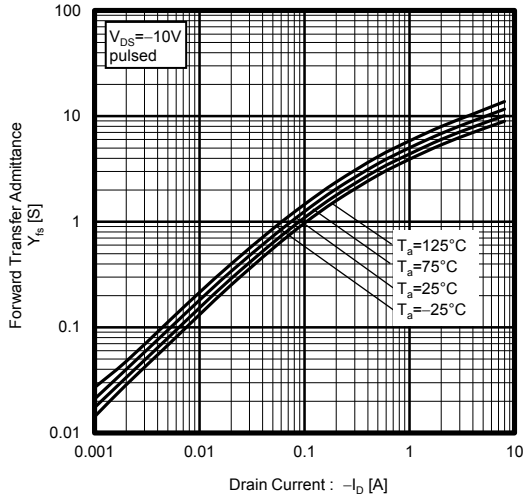

Fig.8 Typical Transfer Characteristics

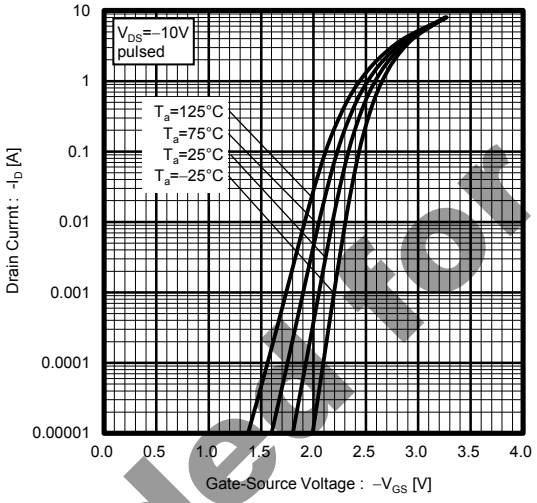

Fig.9 Source Current vs. Source-Drain Voltage

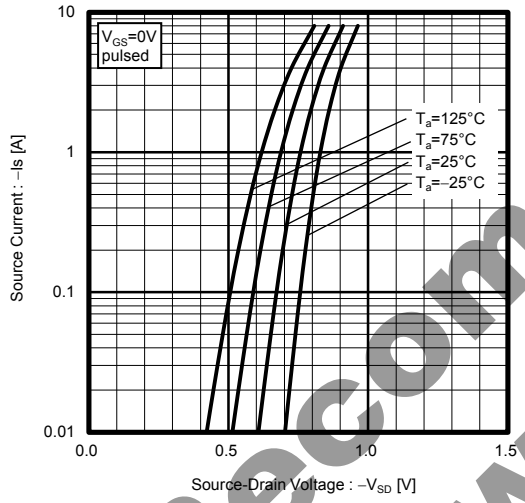

Fig.10 Static Drain-Source On-State Resistance vs. Gate-Source Voltage

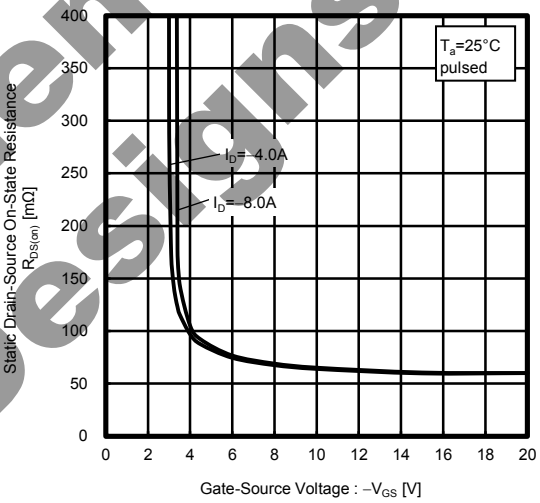

Fig.11 Switching Characteristics

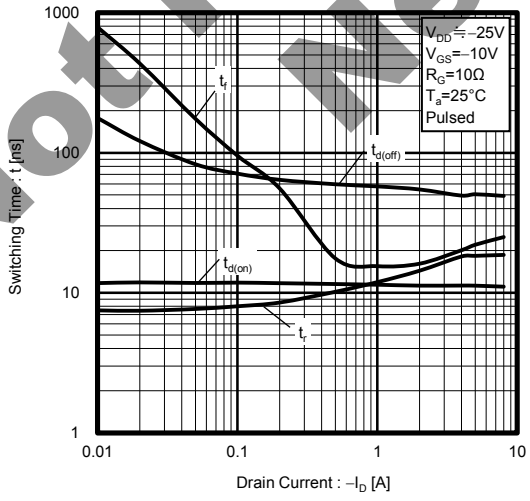

Fig.12 Dynamic Input Characteristics

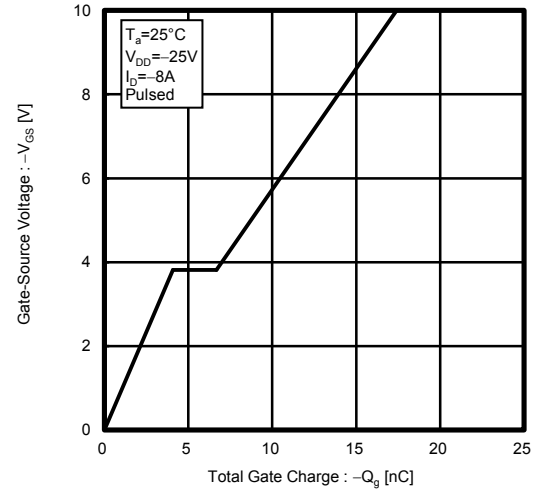

Not Recommended for New Designs

© 2011 ROHM Co., Ltd. All rights reserved.

Fig.13 Typical Capacitance vs. Drain-Source Voltage

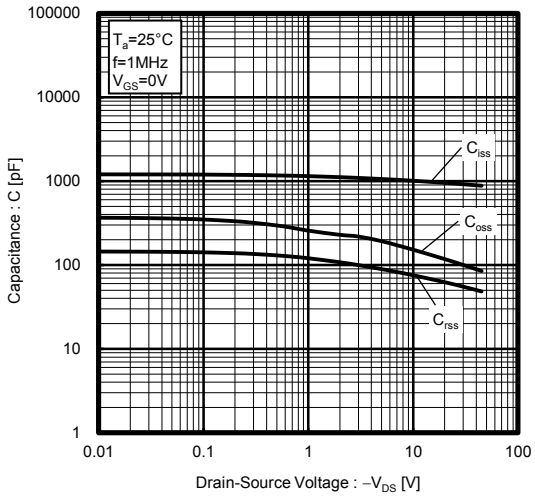

Fig.14 Maximum Safe Operating Area

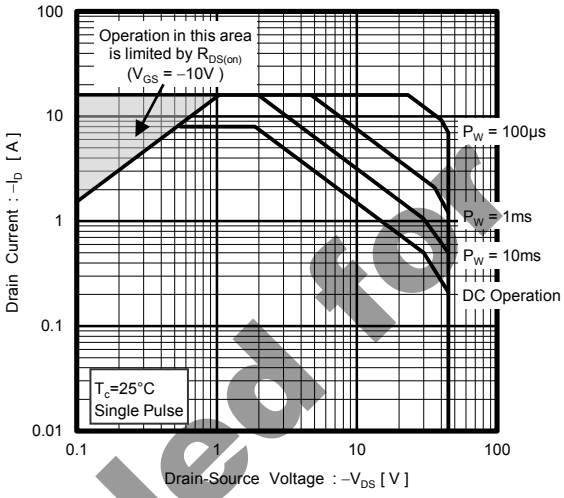

Fig.15 Normalized Transient Thermal Resistance v.s. Pulse Width

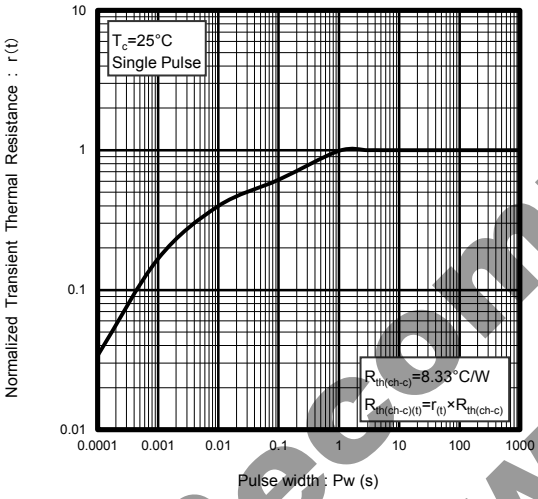

Not Recommended for New Designs

© 2011 ROHM Co., Ltd. All rights reserved.

● **Measurement circuits**

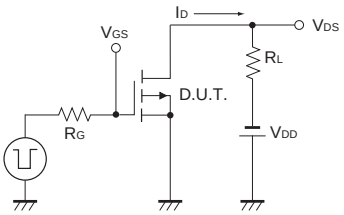

Fig.1-1 Switching Time Measurement Circuit

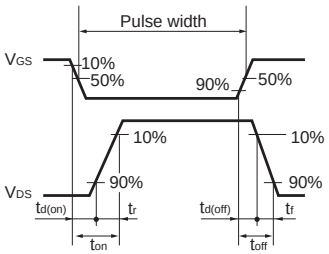

Fig.1-2 Switching Waveforms

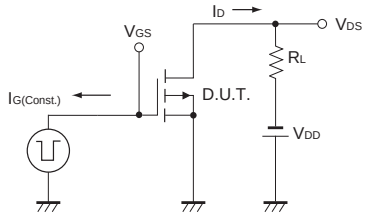

Fig.2-1 Gate Charge Measurement Circuit

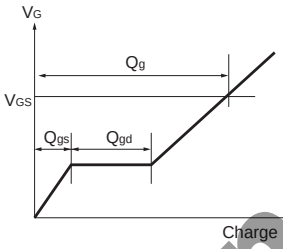

Fig.2-2 Gate Charge Waveform

Not Recommended for New Designs

© 2011 ROHM Co., Ltd. All rights reserved.

Notes

No copying or reproduction of this document, in part or in whole, is permitted without the consent of ROHM Co.,Ltd.

The content specified herein is subject to change for improvement without notice.

The content specified herein is for the purpose of introducing ROHM's products (hereinafter "Products"). If you wish to use any such Product, please be sure to refer to the specifications, which can be obtained from ROHM upon request.

Examples of application circuits, circuit constants and any other information contained herein illustrate the standard usage and operations of the Products. The peripheral conditions must be taken into account when designing circuits for mass production.

Great care was taken in ensuring the accuracy of the information specified in this document. However, should you incur any damage arising from any inaccuracy or misprint of such information, ROHM shall bear no responsibility for such damage.

The technical information specified herein is intended only to show the typical functions of and examples of application circuits for the Products. ROHM does not grant you, explicitly or implicitly, any license to use or exercise intellectual property or other rights held by ROHM and other parties. ROHM shall bear no responsibility whatsoever for any dispute arising from the use of such technical information.

The Products specified in this document are intended to be used with general-use electronic equipment or devices (such as audio visual equipment, office-automation equipment, communication devices, electronic appliances and amusement devices).

The Products specified in this document are not designed to be radiation tolerant.

While ROHM always makes efforts to enhance the quality and reliability of its Products, a Product may fail or malfunction for a variety of reasons.

Please be sure to implement in your equipment using the Products safety measures to guard against the possibility of physical injury, fire or any other damage caused in the event of the failure of any Product, such as derating, redundancy, fire control and fail-safe designs. ROHM shall bear no responsibility whatsoever for your use of any Product outside of the prescribed scope or not in accordance with the instruction manual.

The Products are not designed or manufactured to be used with any equipment, device or system which requires an extremely high level of reliability the failure or malfunction of which may result in a direct threat to human life or create a risk of human injury (such as a medical instrument, transportation equipment, aerospace machinery, nuclear-reactor controller, fuel-controller or other safety device). ROHM shall bear no responsibility in any way for use of any of the Products for the above special purposes. If a Product is intended to be used for any such special purpose, please contact a ROHM sales representative before purchasing.

If you intend to export or ship overseas any Product or technology specified herein that may be controlled under the Foreign Exchange and the Foreign Trade Law, you will be required to obtain a license or permit under the Law.

Not Recommended for New Designs

ROHM SEMICONDUCTOR

Thank you for your accessing to ROHM product informations.
More detail product informations and catalogs are available, please contact us.

ROHM Customer Support System

http://www.rohm.com/contact/

© 2011 ROHM Co., Ltd. All rights reserved.

ENTEGRECİ

Bu belge www.entegreci.com üzerinden sunulmaktadır.

Elektronik komponent tedarikinde Entegreci

Entegreci, Eskişehir merkezli, Türkiye geneline satış yapan bir elektronik komponent mağazasıdır. Entegreler (IC), mikrodenetleyiciler, transistörler, diyotlar, pasif elemanlar, konnektörler, modüller ve geliştirme kartları tek adetten seri üretim adetlerine kadar satılır. Ürün sayfalarında güncel stok durumunu, fiyatı ve datasheet bağlantısını bulabilirsiniz.

Parça koduyla arama

Üretici parça numarasını yazın; stok ve fiyatı hemen görün.

www.entegreci.com

Ürün kategorileri

Entegreden kapasitöre tüm elektronik komponent kategorileri.

Kategorilere göz atın

Üreticiler

Aradığınız üreticinin ürünlerini tek sayfada inceleyin.

Üreticileri görün

Toplu alım ve teklif

Listede olmayan ya da yüksek adetli parçalar için teklif isteyin.

Teklif isteyin

www.entegreci.com | **destek@entegreci.com** | **0850 305 90 34**

Entegreci is an online electronic components store based in Türkiye. Search by manufacturer part number to see stock, prices and datasheets for integrated circuits, microcontrollers, transistors, passive components and connectors, or request a quote for parts that are not listed.

Bu sayfa Entegreci tarafından eklenmiştir. Belgenin önceki sayfaları asıl yayıncısına aittir ve içeriği değiştirilmemiştir; en güncel sürüm için belgenin yayıncısına başvurun.