MOSFETs Silicon N-channel MOS (U-MOSIX-H)

XPJR6604PB

1. Applications

- Automotive
- Switching Voltage Regulators
- Motor Drivers
- DC-DC Converters

2. Features

(1) AEC-Q101 qualified
(2) Low drain-source on-resistance: $R_{DS(ON)}$ = 0.53 mΩ (typ.) (V_{GS} = 10 V)
(3) Low leakage current: I_{DSS} = 10 μA (max) (V_{DS} = 40 V)
(4) Enhancement mode: V_{th} = 2.0 to 3.0 V (V_{DS} = 10 V, I_D = 1.0 mA)

3. Packaging and Internal Circuit Pin Assignment (Note)

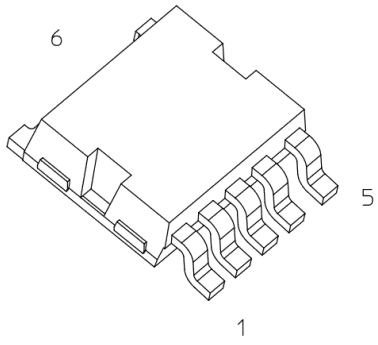

S-TOGL™

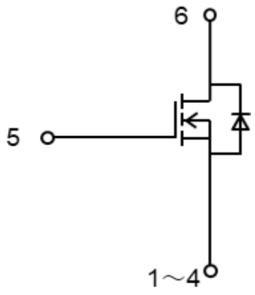

5: Gate
6: Drain
1 to 4: Source (heatsink)

Note: S-TOGL™ is a trademark of Toshiba Electronic Devices & Storage Corporation.

Start of commercial production
2023-05

©2023-2026
Toshiba Electronic Devices & Storage Corporation

4. Absolute Maximum Ratings (Note) (T_a = 25 °C unless otherwise specified)

Characteristics		Symbol	Rating	Unit
Drain-source voltage		V_{DSS}	40	V
Gate-source voltage		V_{GSS}	±20	
Drain current (DC)	(Note 1)	I_D	200	A
Drain current (pulsed)	(Note 1)	I_{DP}	600	
Power dissipation	(T_c = 25 °C)	P_D	375	W
Single-pulse avalanche energy	(Note 2)	E_{AS}	494	mJ
Single-pulse avalanche current		I_{AS}	100	A
Channel temperature	(Note 3)	T_{ch}	175	°C
Storage temperature	(Note 3)	T_{stg}	-55 to 175	°C

Note: Using continuously under heavy loads (e.g. the application of high temperature/current/voltage and the significant change in temperature, etc.) may cause this product to decrease in the reliability significantly even if the operating conditions (i.e. operating temperature/current/voltage, etc.) are within the absolute maximum ratings.
Please design the appropriate reliability upon reviewing the Toshiba Semiconductor Reliability Handbook ("Handling Precautions"/"Derating Concept and Methods") and individual reliability data (i.e. reliability test report and estimated failure rate, etc).

5. Thermal Characteristics

Characteristics		Symbol	Max	Unit
Channel-to-case thermal impedance	(T_c = 25 °C)	$z_{th(ch-c)}$	0.4	°C/W

Note 1: Ensure that the channel temperature does not exceed 175 °C.
Note 2: V_{DD} = 32 V, T_{ch} = 25 °C (initial), L = 38 μH, R_G = 25 Ω, I_{AS} = 100 A
Note 3: The definitions of the absolute maximum channel and storage temperatures are based on AEC-Q101.

Note: This transistor is sensitive to electrostatic discharge and should be handled with care.

©2023-2026
Toshiba Electronic Devices & Storage Corporation

6. Electrical Characteristics

6.1. Static Characteristics (T_a = 25 °C unless otherwise specified)

Characteristics	Symbol	Test Condition	Min	Typ.	Max	Unit
Gate leakage current	I_{GSS}	V_{GS} = ±20 V, V_{DS} = 0 V	—	—	±1	μA
Drain cut-off current	I_{DSS}	V_{DS} = 40 V, V_{GS} = 0 V	—	—	10	
Drain-source breakdown voltage	$V_{(BR)DSS}$	I_D = 10 mA, V_{GS} = 0 V	40	—	—	V
	$V_{(BR)DSX}$	I_D = 10 mA, V_{GS} = -20 V	20	—	—	
Gate threshold voltage (Note 4)	V_{th}	V_{DS} = 10 V, I_D = 1.0 mA	2.0	—	3.0	
Drain-source on-resistance	$R_{DS(ON)}$	V_{GS} = 6 V, I_D = 100 A	—	0.75	1.16	mΩ
		V_{GS} = 10 V, I_D = 100 A	—	0.53	0.66	

6.2. Dynamic Characteristics (T_a = 25 °C unless otherwise specified)

Characteristics	Symbol	Test Condition	Min	Typ.	Max	Unit
Input capacitance	C_{iss}	V_{DS} = 10 V, V_{GS} = 0 V, f = 300 kHz	—	8750	11380	pF
Reverse transfer capacitance	C_{rss}		—	780	1100	
Output capacitance	C_{oss}		—	5420	—	
Gate resistance	r_g		—	2.9	5.8	Ω
Switching time (rise time)	t_r	See Fig. 6.2.1	—	42	—	ns
Switching time (turn-on time)	t_{on}		—	73	—	
Switching time (fall time)	t_f		—	54	—	
Switching time (turn-off time)	t_{off}		—	152	—	

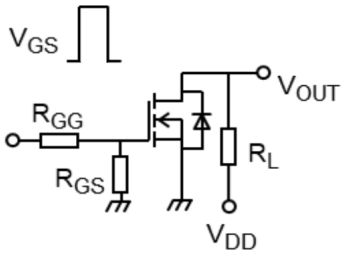

V_{DD} ≈ 20 V
V_{GS} = 10 V/ 0 V
I_D = 100 A
R_L = 0.2 Ω
R_{GG} = 4.7 Ω
R_{GS} = 4.7 Ω
Duty ≤ 1 %, t_w = 10 μs

Fig. 6.2.1 Switching Time Test Circuit

6.3. Gate Charge Characteristics (T_a = 25 °C unless otherwise specified)

Characteristics	Symbol	Test Condition	Min	Typ.	Max	Unit
Total gate charge (gate-source plus gate-drain)	Q_g	V_{DD} ≈ 32 V, V_{GS} = 10 V, I_D = 200 A	—	128	—	nC
Gate-source charge 1	Q_{gs1}		—	43	—	
Gate-drain charge	Q_{gd}		—	29	—	

6.4. Source-Drain Characteristics (T_a = 25 °C unless otherwise specified)

Characteristics	Symbol	Test Condition	Min	Typ.	Max	Unit
Reverse drain current (DC) (Note 5)	I_{DR}	—	—	—	200	A
Reverse drain current (pulsed) (Note 5)	I_{DRP}	—	—	—	600	
Diode forward voltage	V_{DSF}	I_{DR} = 200 A, V_{GS} = 0 V	—	—	-1.2	V
Reverse recovery time	t_{rr}	I_{DR} = 200 A, V_{GS} = 0 V -dI_{DR}/dt = 100 A/μs	—	84	—	ns
Reverse recovery charge	Q_{rr}		—	151	—	nC

Note 5: Ensure that the channel temperature does not exceed 175 °C.

©2023-2026
Toshiba Electronic Devices & Storage Corporation

7. Marking

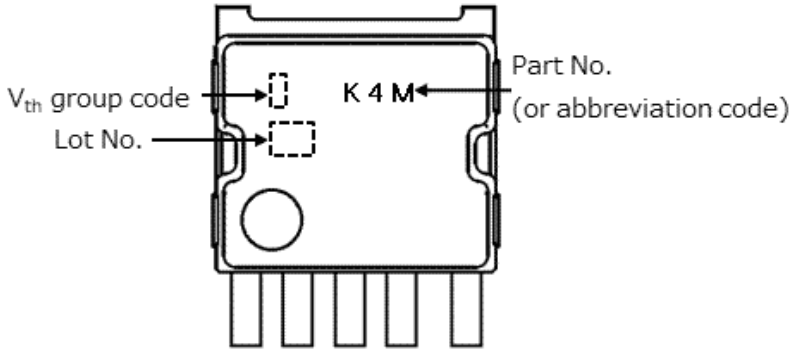

Fig. 7.1 Marking

Note 4: If requested, V_{th} grouping is possible for each reel. (V_{th} width is 0.4 V)
However, we do not accept specifications in specific groups.
If there is no request, the group-free reel will be applied. (V_{th} width is 1.0 V, no V_{th} group code is printed on marking)

©2023-2026
Toshiba Electronic Devices & Storage Corporation

8. Characteristics Curves (Note)

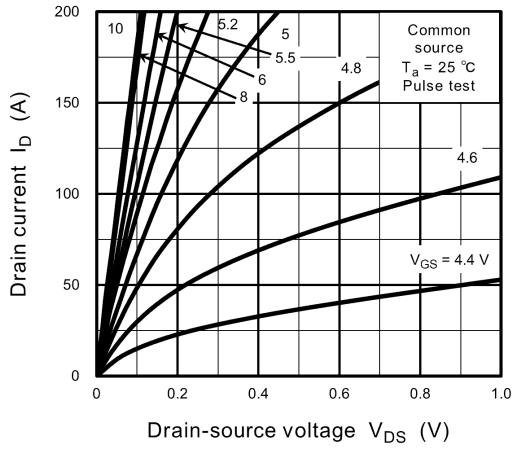

Fig. 8.1 I_D - V_{DS}

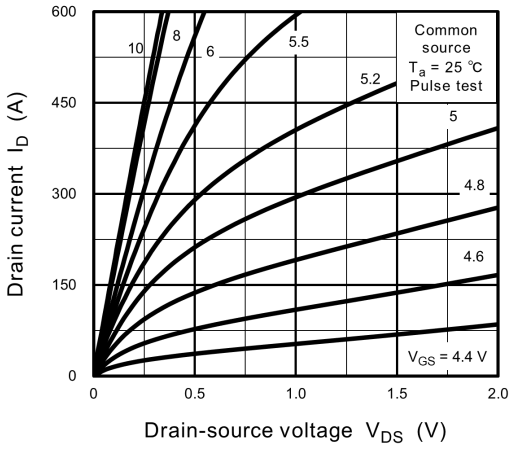

Fig. 8.2 I_D - V_{DS}

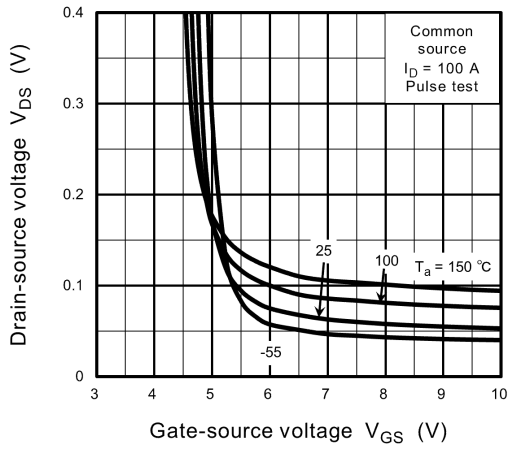

Fig. 8.3 V_{DS} - V_{GS}

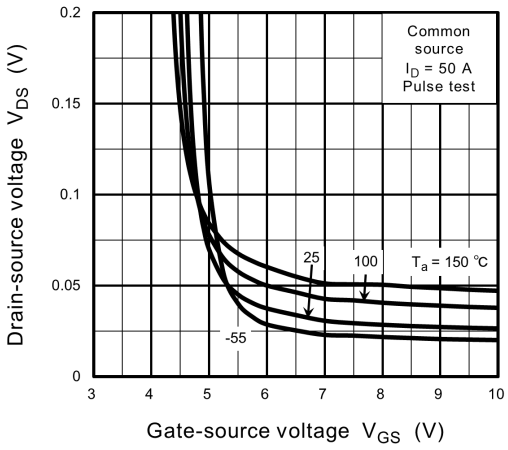

Fig. 8.4 V_{DS} - V_{GS}

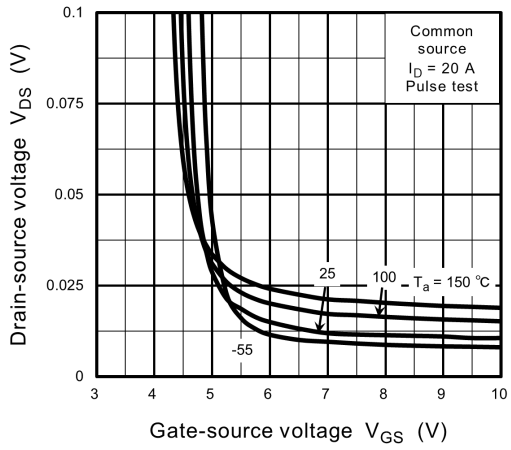

Fig. 8.5 V_{DS} - V_{GS}

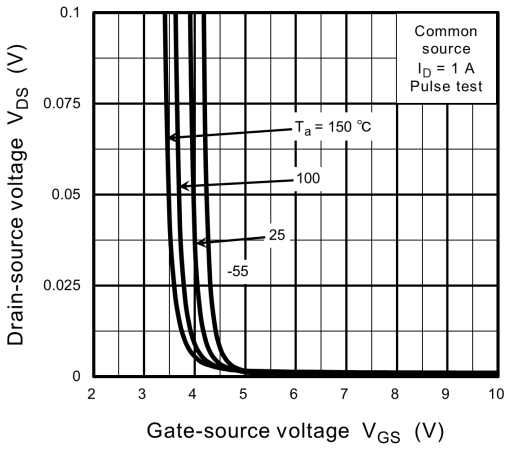

Fig. 8.6 V_{DS} - V_{GS}

©2023-2026
Toshiba Electronic Devices & Storage Corporation

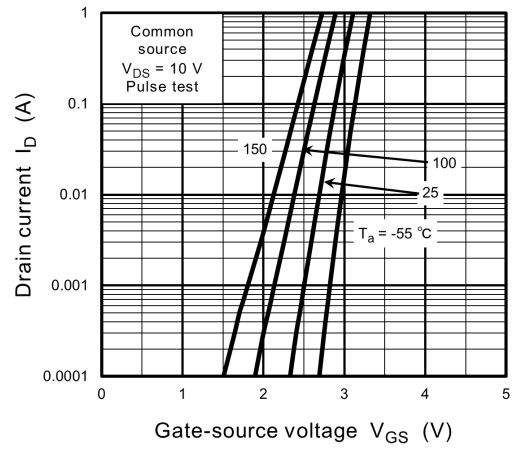

Fig. 8.7 I_D - V_{GS}

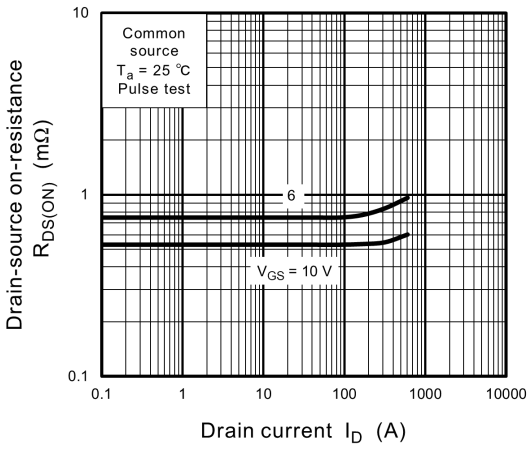

Fig. 8.8 $R_{DS(ON)}$ - I_D

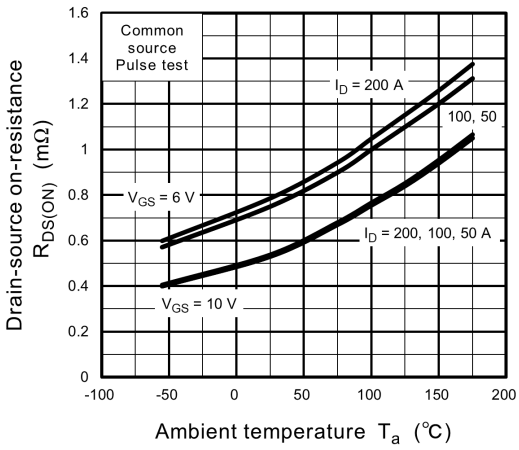

Fig. 8.9 $R_{DS(ON)}$ - T_a

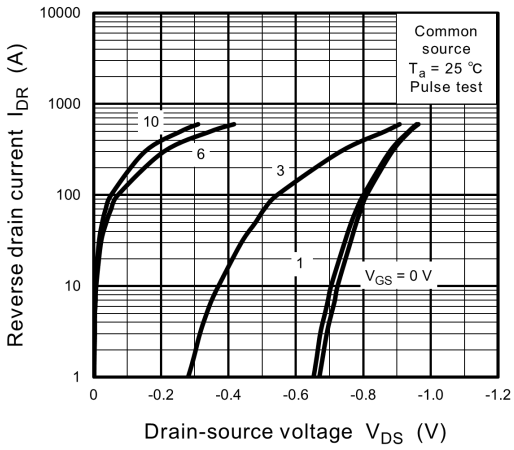

Fig. 8.10 I_{DR} - V_{DS}

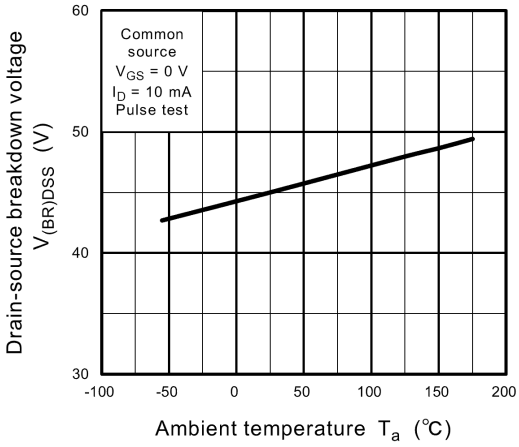

Fig. 8.11 $V_{(BR)DSS}$ - T_a

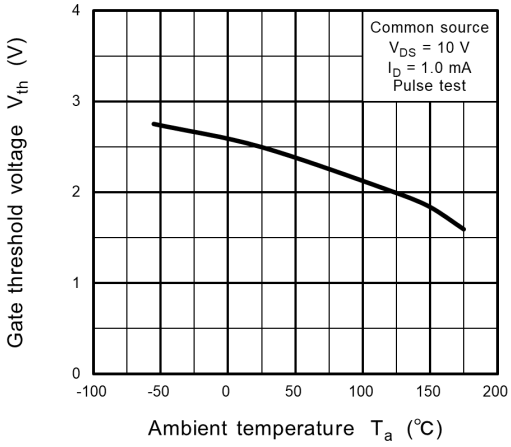

Fig. 8.12 V_{th} - T_a

©2023-2026
Toshiba Electronic Devices & Storage Corporation

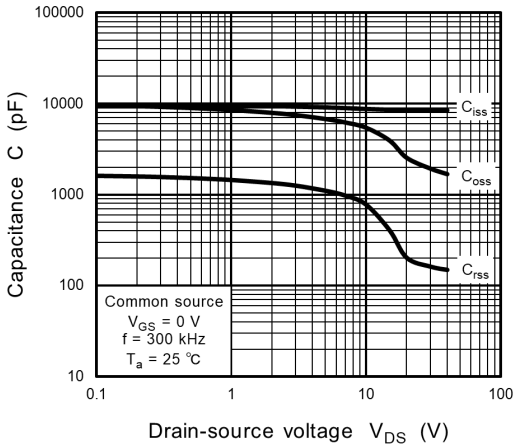

Fig. 8.13 Capacitance - V_{DS}

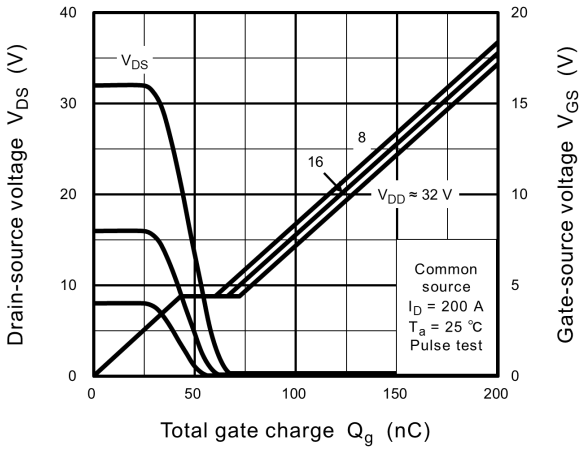

Fig. 8.14 Dynamic Input/Output Characteristics

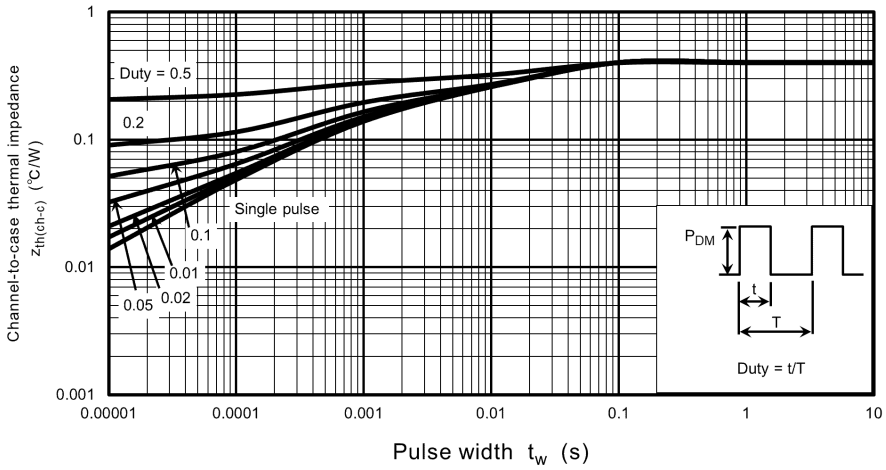

Fig. 8.15 $z_{th(ch-c)}$ - t_w (Guaranteed Maximum)

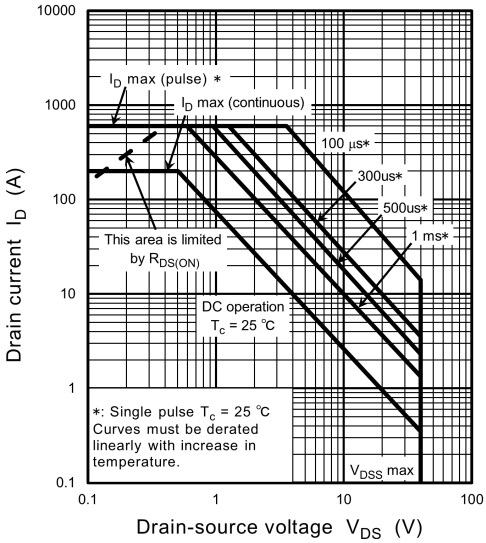

Fig. 8.16 Safe Operating Area (Guaranteed Maximum)

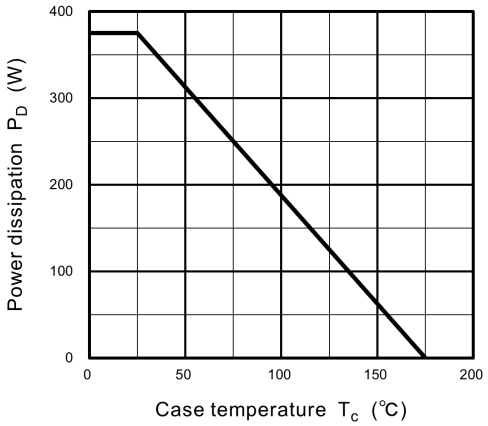

Fig. 8.17 P_D - T_c (Guaranteed Maximum)

Note: The above characteristics curves are presented for reference only and not guaranteed by production test, unless otherwise noted.

©2023-2026
Toshiba Electronic Devices & Storage Corporation

Package Dimensions

Unit: mm

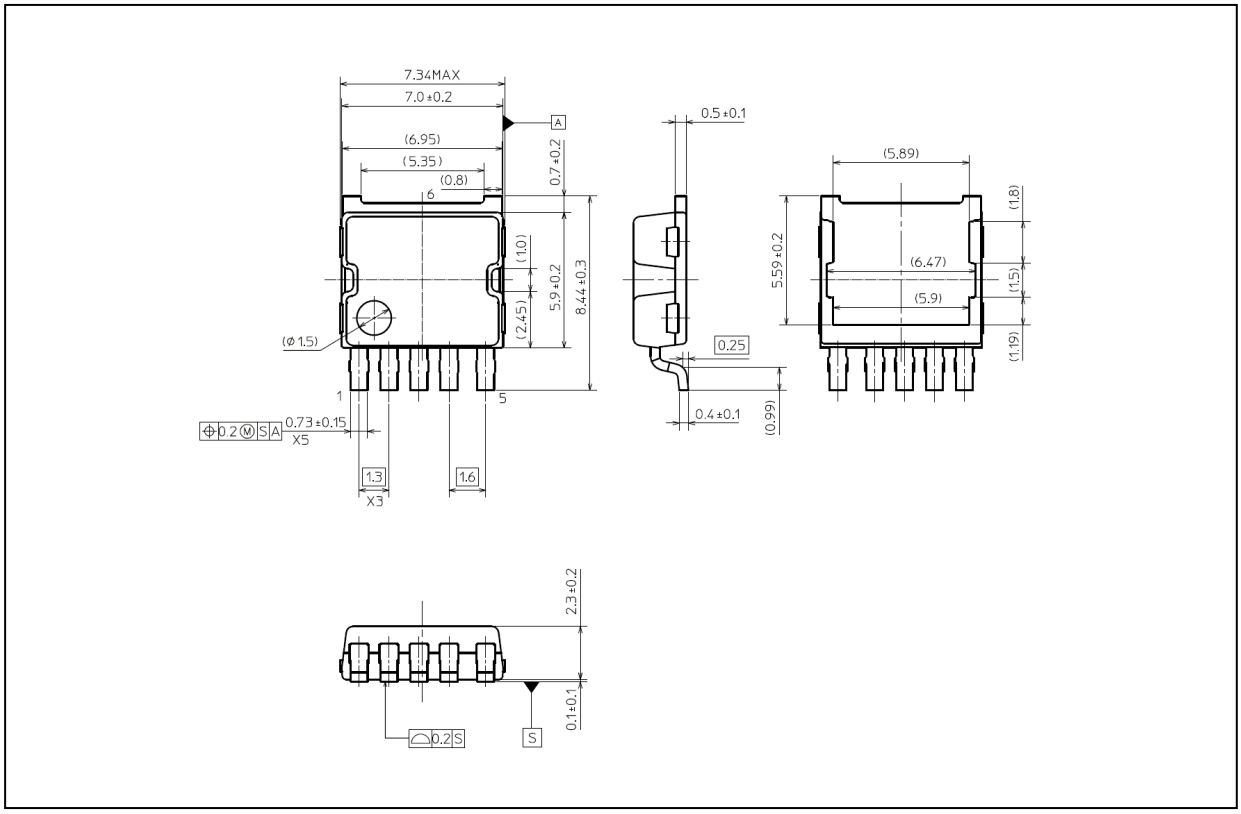

Weight: 0.395 g (typ.)

Package Name(s)
TOSHIBA: 2-7P1A
Nickname: S-TOGL™

RESTRICTIONS ON PRODUCT USE

Toshiba Corporation and its subsidiaries and affiliates are collectively referred to as "TOSHIBA".
Hardware, software and systems described in this document are collectively referred to as "Product".

- TOSHIBA reserves the right to make changes to the information in this document and related Product without notice.
- This document and any information herein may not be reproduced without prior written permission from TOSHIBA. Even with TOSHIBA's written permission, reproduction is permissible only if reproduction is without alteration/omission.
- Though TOSHIBA works continually to improve Product's quality and reliability, Product can malfunction or fail. Customers are responsible for complying with safety standards and for providing adequate designs and safeguards for their hardware, software and systems which minimize risk and avoid situations in which a malfunction or failure of Product could cause loss of human life, bodily injury or damage to property, including data loss or corruption. Before customers use the Product, create designs including the Product, or incorporate the Product into their own applications, customers must also refer to and comply with (a) the latest versions of all relevant TOSHIBA information, including without limitation, this document, the specifications, the data sheets and application notes for Product and the precautions and conditions set forth in the "TOSHIBA Semiconductor Reliability Handbook" and (b) the instructions for the application with which the Product will be used with or for. Customers are solely responsible for all aspects of their own product design or applications, including but not limited to (a) determining the appropriateness of the use of this Product in such design or applications; (b) evaluating and determining the applicability of any information contained in this document, or in charts, diagrams, programs, algorithms, sample application circuits, or any other referenced documents; and (c) validating all operating parameters for such designs and applications. **TOSHIBA ASSUMES NO LIABILITY FOR CUSTOMERS' PRODUCT DESIGN OR APPLICATIONS.**
- **PRODUCT IS NEITHER INTENDED NOR WARRANTED FOR USE IN EQUIPMENTS OR SYSTEMS THAT REQUIRE EXTRAORDINARILY HIGH LEVELS OF QUALITY AND/OR RELIABILITY, AND/OR A MALFUNCTION OR FAILURE OF WHICH MAY CAUSE LOSS OF HUMAN LIFE, BODILY INJURY, SERIOUS PROPERTY DAMAGE AND/OR SERIOUS PUBLIC IMPACT ("UNINTENDED USE").** Except for specific applications as expressly stated in this document, Unintended Use includes, without limitation, equipment used in nuclear facilities, equipment used in the aerospace industry, Class 3 medical devices, and military vehicles and munitions. **IF YOU USE PRODUCT FOR UNINTENDED USE, TOSHIBA ASSUMES NO LIABILITY FOR PRODUCT.** For details, please contact your TOSHIBA sales representative or contact us via our website.
- Do not disassemble, analyze, reverse-engineer, alter, modify, translate or copy Product, whether in whole or in part.
- Product shall not be used for or incorporated into any products or systems whose manufacture, use, or sale is prohibited under any applicable laws or regulations.
- The information contained herein is presented only as guidance for Product use. No responsibility is assumed by TOSHIBA for any infringement of patents or any other intellectual property rights of third parties that may result from the use of Product. No license to any intellectual property right is granted by this document, whether express or implied, by estoppel or otherwise.
- **ABSENT A WRITTEN SIGNED AGREEMENT, EXCEPT AS PROVIDED IN THE RELEVANT TERMS AND CONDITIONS OF SALE FOR PRODUCT, AND TO THE MAXIMUM EXTENT ALLOWABLE BY LAW, TOSHIBA (1) ASSUMES NO LIABILITY WHATSOEVER, INCLUDING WITHOUT LIMITATION, INDIRECT, CONSEQUENTIAL, SPECIAL, OR INCIDENTAL DAMAGES OR LOSS, INCLUDING WITHOUT LIMITATION, LOSS OF PROFITS, LOSS OF OPPORTUNITIES, BUSINESS INTERRUPTION AND LOSS OF DATA, AND (2) DISCLAIMS ANY AND ALL EXPRESS OR IMPLIED WARRANTIES AND CONDITIONS RELATED TO SALE, USE OF PRODUCT, OR INFORMATION, INCLUDING WARRANTIES OR CONDITIONS OF MERCHANTABILITY, FITNESS FOR A PARTICULAR PURPOSE, ACCURACY OF INFORMATION, OR NONINFRINGEMENT.**
- Do not use or otherwise make available Product or related software or technology for any military purposes, including without limitation, for the design, development, use, stockpiling or manufacturing of nuclear, chemical, or biological weapons or missile technology products (mass destruction weapons). Product and related software and technology may be controlled under the applicable export laws and regulations including, without limitation, the Japanese Foreign Exchange and Foreign Trade Law and the U.S. Export Administration Regulations. Export and re-export of Product or related software or technology are strictly prohibited except in compliance with all applicable export laws and regulations.
- Please contact your TOSHIBA sales representative for details as to environmental matters such as the RoHS compatibility of Product. Please use Product in compliance with all applicable laws and regulations that regulate the inclusion or use of controlled substances, including without limitation, the EU RoHS Directive. **TOSHIBA ASSUMES NO LIABILITY FOR DAMAGES OR LOSSES OCCURRING AS A RESULT OF NONCOMPLIANCE WITH APPLICABLE LAWS AND REGULATIONS.**

©2023-2026
Toshiba Electronic Devices & Storage Corporation

ENTEGRECİ

Bu belge www.entegreci.com üzerinden sunulmaktadır.

Elektronik komponent tedarikinde Entegreci

Entegreci, Eskişehir merkezli, Türkiye geneline satış yapan bir elektronik komponent mağazasıdır. Entegreler (IC), mikrodenetleyiciler, transistörler, diyotlar, pasif elemanlar, konnektörler, modüller ve geliştirme kartları tek adetten seri üretim adetlerine kadar satılır. Ürün sayfalarında güncel stok durumunu, fiyatı ve datasheet bağlantısını bulabilirsiniz.

Parça koduyla arama

Üretici parça numarasını yazın; stok ve fiyatı hemen görün.

www.entegreci.com

Ürün kategorileri

Entegreden kapasitöre tüm elektronik komponent kategorileri.

Kategorilere göz atın

Üreticiler

Aradığınız üreticinin ürünlerini tek sayfada inceleyin.

Üreticileri görün

Toplu alım ve teklif

Listede olmayan ya da yüksek adetli parçalar için teklif isteyin.

Teklif isteyin

www.entegreci.com | **destek@entegreci.com** | **0850 305 90 34**

Entegreci is an online electronic components store based in Türkiye. Search by manufacturer part number to see stock, prices and datasheets for integrated circuits, microcontrollers, transistors, passive components and connectors, or request a quote for parts that are not listed.

Bu sayfa Entegreci tarafından eklenmiştir. Belgenin önceki sayfaları asıl yayıncısına aittir ve içeriği değiştirilmemiştir; en güncel sürüm için belgenin yayıncısına başvurun.