TOSHIBA Field Effect Transistor Silicon N Channel MOS Type (U-MOS III)

SSM3K15AFU

Load Switching Applications

- 2.5 V drive
- Low ON-resistance: $R_{DS(ON)}$ = 3.6 Ω (max) (@V_{GS} = 4 V)
  $R_{DS(ON)}$ = 6.0 Ω (max) (@V_{GS} = 2.5 V)

Unit: mm

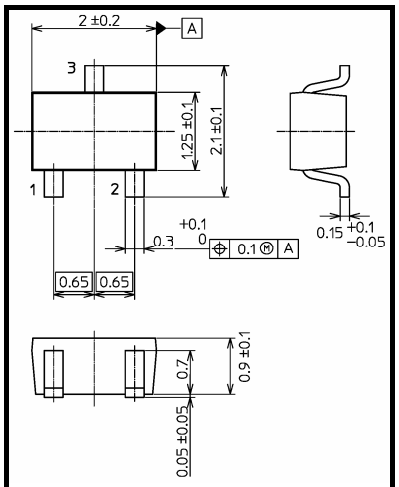

USM

1. Gate
2. Source
3. Drain

JEDEC	—
JEITA	SC-70
TOSHIBA	2-2E1E

Weight: 6.0 mg (typ.)

Absolute Maximum Ratings (Ta = 25°C)

Characteristics		Symbol	Rating	Unit
Drain-Source voltage		V_{DSS}	30	V
Gate-Source voltage		V_{GSS}	± 20	V
Drain current	DC	I_D	100	mA
	Pulse	I_{DP}	400	
Power dissipation		P_D(Note 1)	150	mW
Channel temperature		T_{ch}	150	°C
Storage temperature range		T_{stg}	−55 to 150	°C

Note: Using continuously under heavy loads (e.g. the application of high temperature/current/voltage and the significant change in temperature, etc.) may cause this product to decrease in the reliability significantly even if the operating conditions (i.e. operating temperature/current/voltage, etc.) are within the absolute maximum ratings.
Please design the appropriate reliability upon reviewing the Toshiba Semiconductor Reliability Handbook (“Handling Precautions”/“Derating Concept and Methods”) and individual reliability data (i.e. reliability test report and estimated failure rate, etc).

Note 1: Mounted on FR4 board (25.4 mm × 25.4 mm × 1.6mm , Cu Pad : 0.6mm^2 × 3)

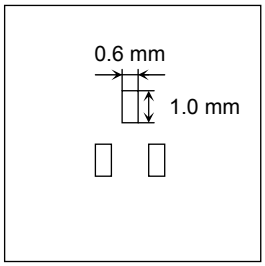

Marking

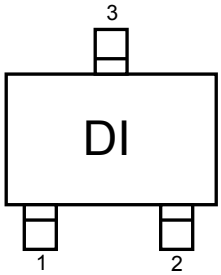

Equivalent Circuit (top view)

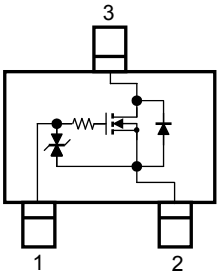

Start of commercial production
2012-08

Electrical characteristics (Ta = 25°C)

Characteristics		Symbol	Test Condition	Min	Typ.	Max	Unit
Drain-Source breakdown voltage		$V_{(BR)\ DSS}$	I_D = 0.1 mA, V_{GS} = 0 V	30	—	—	V
		$V_{(BR)\ DSX}$	I_D = 0.1 mA, V_{GS} = -10 V (Note 3)	16	—	—	
Drain cut-off current		I_{DSS}	V_{DS} = 30 V, V_{GS} = 0 V	—	—	1	μA
Gate leakage current		I_{GSS}	V_{GS} = ±16 V, V_{DS} = 0 V	—	—	±1	μA
Gate threshold voltage		V_{th}	V_{DS} = 3 V, I_D = 0.1 mA	0.8	—	1.5	V
Forward transfer admittance		$\|Y_{fs}\|$	V_{DS} = 3 V, I_D = 10 mA (Note 2)	35	—	—	mS
Drain-Source ON-resistance		$R_{DS\ (ON)}$	I_D = 10 mA, V_{GS} = 4 V (Note 2)	—	2.3	3.6	Ω
			I_D = 10 mA, V_{GS} = 2.5 V (Note 2)	—	3.5	6.0	
Input capacitance		C_{iss}	V_{DS} = 3 V, V_{GS} = 0 V, f = 1 MHz	—	13.5	—	pF
Output capacitance		C_{oss}		—	8.0	—	
Reverse transfer capacitance		C_{rss}		—	6.5	—	
Switching time	Turn-on time	t_{on}	V_{DD} = 5 V, I_D = 10 mA V_{GS} = 0 to 5 V, R_G = 50 Ω	—	5.5	—	ns
	Turn-off time	t_{off}		—	35	—	
Drain-source forward voltage		V_{DSF}	I_D = -100 mA, V_{GS} = 0 V (Note 2)	—	-0.85	-1.2	V

Note 2: Pulse test

Note 3: If a reverse bias is applied between gate and source, this device enters V(BR)DSX mode. Note that the drain-source breakdown voltage is lowered in this mode

Switching Time Test Circuit

(a) Test circuit

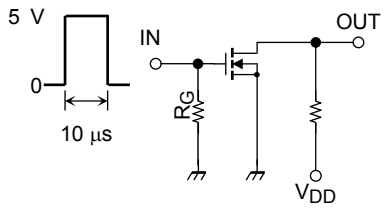

V_{DD} = 5 V
R_G = 50 Ω
Duty ≤ 1%
V_{IN}: t_r, t_f < 5 ns
Common source
Ta = 25°C

(b) V_{IN}

(c) V_{OUT}

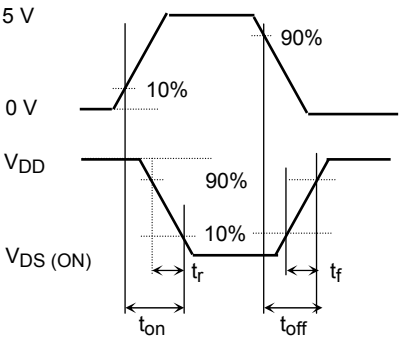

Precaution

V_{th} can be expressed as voltage between gate and source when low operating current value is I_D = 0.1 mA for this product. For normal switching operation, $V_{GS\ (on)}$ requires higher voltage than V_{th} and $V_{GS\ (off)}$ requires lower voltage than V_{th}. (Relationship can be established as follows: $V_{GS\ (off)} < V_{th} < V_{GS\ (on)}$)
Please take this into consideration for using the device.

Do not use this device under avalanche mode. It may cause the device to break down.

Handling Precaution

When handling individual devices (which are not yet mounting on a circuit board), be sure that the environment is protected against electrostatic electricity. Operators should wear anti-static clothing, and containers and other objects that come into direct contact with devices should be made of anti-static materials.

Thermal resistance $R_{th\ (ch\text{-}a)}$ and power dissipation P_D vary depending on board material, board area, board thickness and pad area. When using this device, please take heat dissipation into consideration

$I_D - V_{DS}$

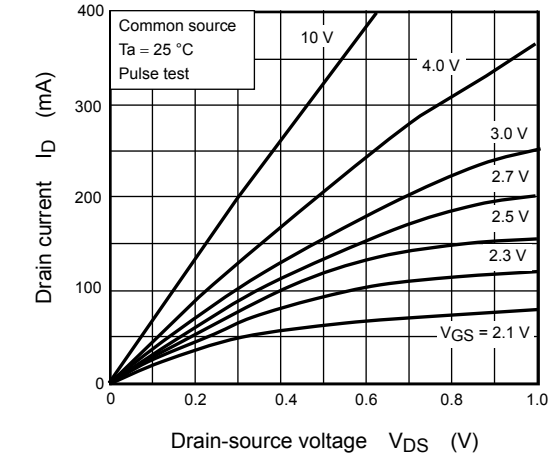

$I_D - V_{GS}$

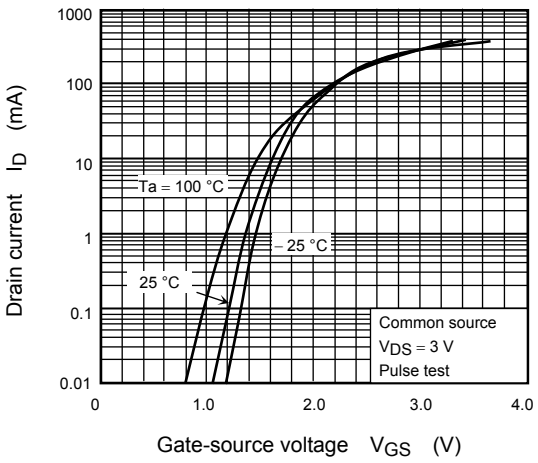

$R_{DS\ (ON)} - I_D$

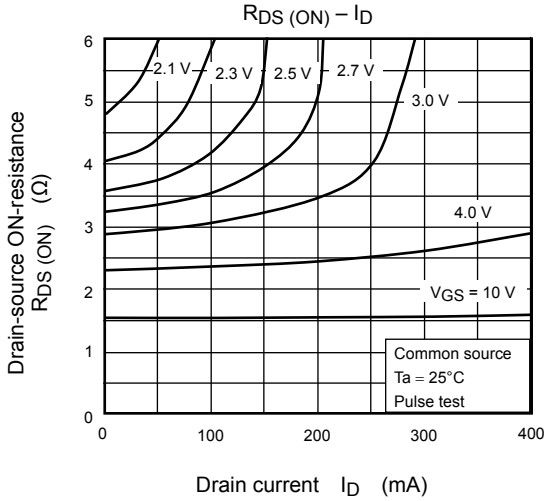

$R_{DS\ (ON)} - V_{GS}$

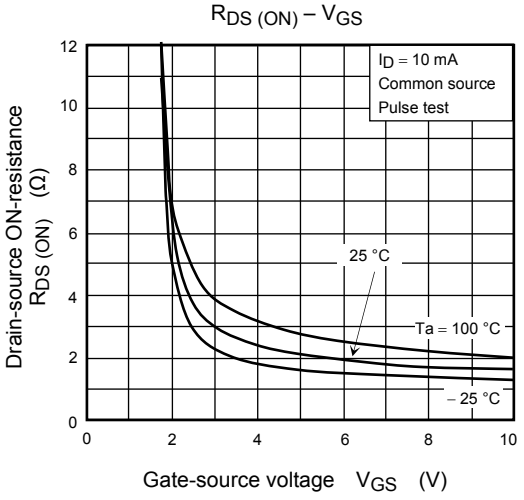

$R_{DS\ (ON)} - Ta$

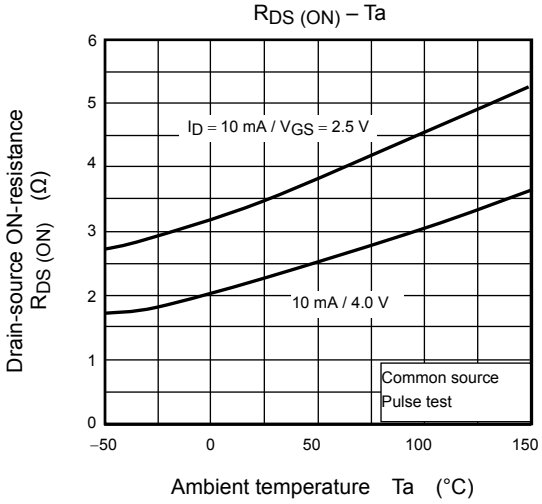

$V_{th} - Ta$

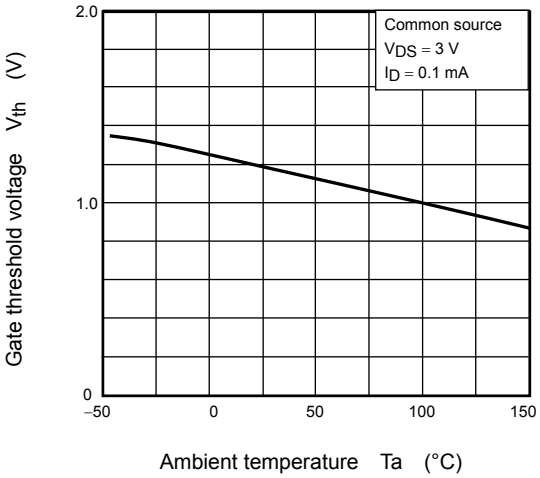

$|Y_{fs}| - I_D$

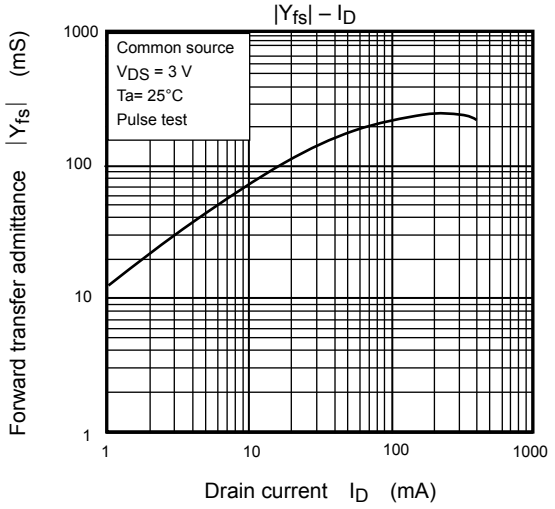

$I_{DR} - V_{DS}$

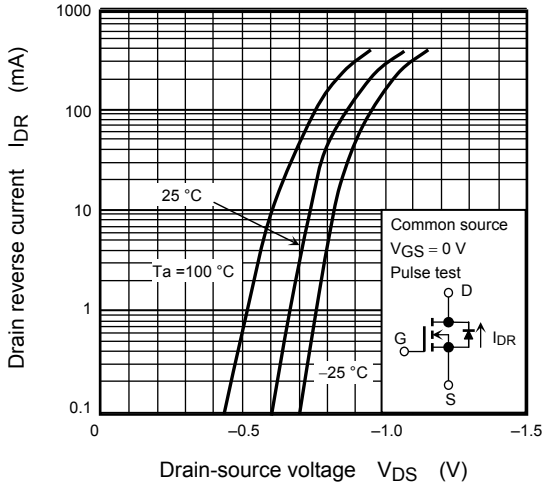

$C - V_{DS}$

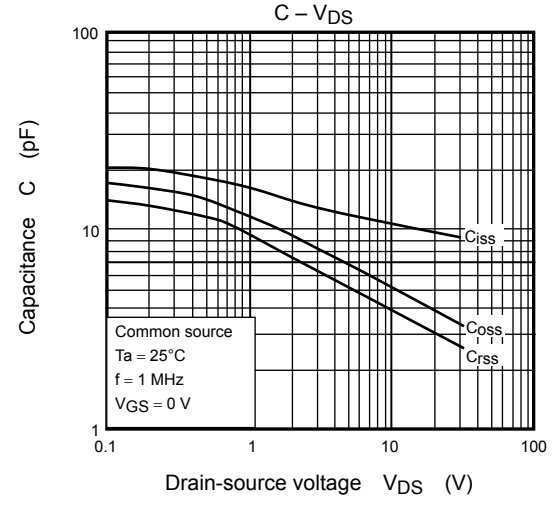

$t - I_D$

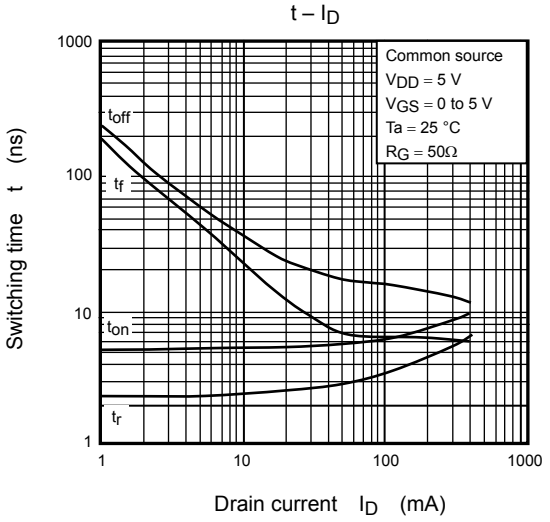

$P_D - Ta$

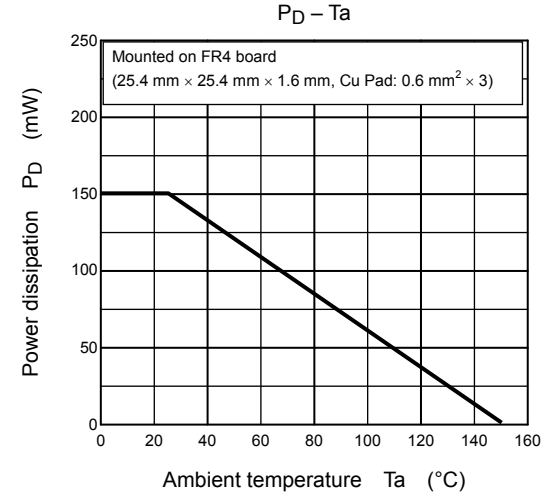

RESTRICTIONS ON PRODUCT USE

- Toshiba Corporation, and its subsidiaries and affiliates (collectively "TOSHIBA"), reserve the right to make changes to the information in this document, and related hardware, software and systems (collectively "Product") without notice.
- This document and any information herein may not be reproduced without prior written permission from TOSHIBA. Even with TOSHIBA's written permission, reproduction is permissible only if reproduction is without alteration/omission.
- Though TOSHIBA works continually to improve Product's quality and reliability, Product can malfunction or fail. Customers are responsible for complying with safety standards and for providing adequate designs and safeguards for their hardware, software and systems which minimize risk and avoid situations in which a malfunction or failure of Product could cause loss of human life, bodily injury or damage to property, including data loss or corruption. Before customers use the Product, create designs including the Product, or incorporate the Product into their own applications, customers must also refer to and comply with (a) the latest versions of all relevant TOSHIBA information, including without limitation, this document, the specifications, the data sheets and application notes for Product and the precautions and conditions set forth in the "TOSHIBA Semiconductor Reliability Handbook" and (b) the instructions for the application with which the Product will be used with or for. Customers are solely responsible for all aspects of their own product design or applications, including but not limited to (a) determining the appropriateness of the use of this Product in such design or applications; (b) evaluating and determining the applicability of any information contained in this document, or in charts, diagrams, programs, algorithms, sample application circuits, or any other referenced documents; and (c) validating all operating parameters for such designs and applications. **TOSHIBA ASSUMES NO LIABILITY FOR CUSTOMERS' PRODUCT DESIGN OR APPLICATIONS.**
- **PRODUCT IS NEITHER INTENDED NOR WARRANTED FOR USE IN EQUIPMENTS OR SYSTEMS THAT REQUIRE EXTRAORDINARILY HIGH LEVELS OF QUALITY AND/OR RELIABILITY, AND/OR A MALFUNCTION OR FAILURE OF WHICH MAY CAUSE LOSS OF HUMAN LIFE, BODILY INJURY, SERIOUS PROPERTY DAMAGE AND/OR SERIOUS PUBLIC IMPACT ("UNINTENDED USE").** Except for specific applications as expressly stated in this document, Unintended Use includes, without limitation, equipment used in nuclear facilities, equipment used in the aerospace industry, Class 3 medical devices, equipment used for automobiles, and military vehicles and munitions. **IF YOU USE PRODUCT FOR UNINTENDED USE, TOSHIBA ASSUMES NO LIABILITY FOR PRODUCT.** For details, please contact your TOSHIBA sales representative or contact us via our website.
- Do not disassemble, analyze, reverse-engineer, alter, modify, translate or copy Product, whether in whole or in part.
- Product shall not be used for or incorporated into any products or systems whose manufacture, use, or sale is prohibited under any applicable laws or regulations.
- The information contained herein is presented only as guidance for Product use. No responsibility is assumed by TOSHIBA for any infringement of patents or any other intellectual property rights of third parties that may result from the use of Product. No license to any intellectual property right is granted by this document, whether express or implied, by estoppel or otherwise.
- **ABSENT A WRITTEN SIGNED AGREEMENT, EXCEPT AS PROVIDED IN THE RELEVANT TERMS AND CONDITIONS OF SALE FOR PRODUCT, AND TO THE MAXIMUM EXTENT ALLOWABLE BY LAW, TOSHIBA (1) ASSUMES NO LIABILITY WHATSOEVER, INCLUDING WITHOUT LIMITATION, INDIRECT, CONSEQUENTIAL, SPECIAL, OR INCIDENTAL DAMAGES OR LOSS, INCLUDING WITHOUT LIMITATION, LOSS OF PROFITS, LOSS OF OPPORTUNITIES, BUSINESS INTERRUPTION AND LOSS OF DATA, AND (2) DISCLAIMS ANY AND ALL EXPRESS OR IMPLIED WARRANTIES AND CONDITIONS RELATED TO SALE, USE OF PRODUCT, OR INFORMATION, INCLUDING WARRANTIES OR CONDITIONS OF MERCHANTABILITY, FITNESS FOR A PARTICULAR PURPOSE, ACCURACY OF INFORMATION, OR NONINFRINGEMENT.**
- Do not use or otherwise make available Product or related software or technology for any military purposes, including without limitation, for the design, development, use, stockpiling or manufacturing of nuclear, chemical, or biological weapons or missile technology products (mass destruction weapons). Product and related software and technology may be controlled under the applicable export laws and regulations including, without limitation, the Japanese Foreign Exchange and Foreign Trade Law and the U.S. Export Administration Regulations. Export and re-export of Product or related software or technology are strictly prohibited except in compliance with all applicable export laws and regulations.
- Please contact your TOSHIBA sales representative for details as to environmental matters such as the RoHS compatibility of Product. Please use Product in compliance with all applicable laws and regulations that regulate the inclusion or use of controlled substances, including without limitation, the EU RoHS Directive. **TOSHIBA ASSUMES NO LIABILITY FOR DAMAGES OR LOSSES OCCURRING AS A RESULT OF NONCOMPLIANCE WITH APPLICABLE LAWS AND REGULATIONS.**

ENTEGRECİ

Bu belge www.entegreci.com üzerinden sunulmaktadır.

Elektronik komponent tedarikinde Entegreci

Entegreci, Eskişehir merkezli, Türkiye geneline satış yapan bir elektronik komponent mağazasıdır. Entegreler (IC), mikrodenetleyiciler, transistörler, diyotlar, pasif elemanlar, konnektörler, modüller ve geliştirme kartları tek adetten seri üretim adetlerine kadar satılır. Ürün sayfalarında güncel stok durumunu, fiyatı ve datasheet bağlantısını bulabilirsiniz.

Parça koduyla arama

Üretici parça numarasını yazın; stok ve fiyatı hemen görün.

www.entegreci.com

Ürün kategorileri

Entegreden kapasitöre tüm elektronik komponent kategorileri.

Kategorilere göz atın

Üreticiler

Aradığınız üreticinin ürünlerini tek sayfada inceleyin.

Üreticileri görün

Toplu alım ve teklif

Listede olmayan ya da yüksek adetli parçalar için teklif isteyin.

Teklif isteyin

www.entegreci.com | **destek@entegreci.com** | **0850 305 90 34**

Entegreci is an online electronic components store based in Türkiye. Search by manufacturer part number to see stock, prices and datasheets for integrated circuits, microcontrollers, transistors, passive components and connectors, or request a quote for parts that are not listed.

Bu sayfa Entegreci tarafından eklenmiştir. Belgenin önceki sayfaları asıl yayıncısına aittir ve içeriği değiştirilmemiştir; en güncel sürüm için belgenin yayıncısına başvurun.