UMW FDD8796

25V N-Channel MOSFET

1.Description

This N-Channel MOSFET has been designed specifically to improve the overall efficiency of DC/DC converters using either synchronous or conventional switching PWM controllers. It has been optimized for low gate charge, low $R_{DS(ON)}$ and fast switching speed.

2.Features

- $V_{DS(V)}$=25V
- I_D=35A
- $R_{DS(ON)}$<5.7mΩ(V_{GS}=10V)
- $R_{DS(ON)}$<8mΩ(V_{GS}=4.5V)
- Low gate resistance
- Low gate charge: $Q_{g(10)}$=37nC(Typ), V_{GS}=10V

3.Application

- Vcore DC-DC for Desktop Computers and Servers
- VRM for Intermediate Bus Architecture

4.Pinning information

Pin	Symbol	Description
1	G	GATE
2	D	DRAIN
3	S	SOURCE

TO-252(DPAK)
top view

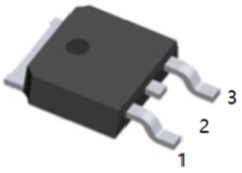

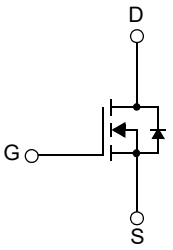

5.Absolute Maximum Ratings T_C= 25°C

Parameter		Symbol	Rating	Units
Drain to Source Voltage		V_{DS}	25	V
Gate to Source Voltage		V_{GS}	±20	
Drain Current -Continuous (Package Limited)		I_D	35	A
-Continuous (Die Limited)			98	
-Pulsed	(Note 1)		305	
Single Pulse Avalanche Energy	(Note 2)	E_{AS}	91	mJ
Power Dissipation		P_D	88	W
Storage Junction Temperature Range		T_J, T_{STG}	-55 to 175	°C

6.Thermal Characteristics

Parameter	Symbol	Rating	Units
Thermal Resistance, Junction-to-Case TO-252,TO-251	$R_{\theta JC}$	1.7	°C/W
Thermal Resistance, Junction-to-Ambient TO-252,TO-251	$R_{\theta JA}$	100	°C/W
Thermal Resistance, Junction-to-Ambient TO-252,1in^2 copper pad area	$R_{\theta JA}$	52	°C/W

7.Electrical Characteristic (T_J=25°C unless otherwise noted)

Parameter	Symbol	Conditions		Min	Typ	Max	Units
Drain-Source Breakdown Voltage	BV_{DSS}	I_D=250μA, V_{GS}=0V		25			V
Breakdown Voltage Temperature Coefficient	$\frac{\Delta BV_{DSS}}{\Delta T_J}$	I_D=250μA Referenced to 25°C			7		mV/°C
Zero Gate Voltage Drain Current	I_{DSS}	V_{DS}=20V				1	μA
		V_{GS}=0V	T_J=150°C			250	μA
Gate to Source Leakage Current	I_{GSS}	V_{GS}=±20V				±100	nA
Gate to Source Threshold Voltage	$V_{GS(th)}$	V_{DS}=V_{GS}, I_D=250μA		1.2	1.8	2.5	V
Gate to Source Threshold Voltage Temperature Coefficient	$\frac{\Delta V_{GS(th)}}{\Delta T_J}$	I_D=250μA Referenced to 25°C			-6.7		mV/°C
Drain to Source On Resistance	$R_{DS(ON)}$	V_{GS}=10V, I_D=35A			4.5	5.7	mΩ
		V_{GS}=4.5V, I_D=35A			6	8	mΩ
Input Capacitance	C_{iss}	V_{DS}=13V, V_{GS}=0V, f=1MHz			1960	2610	pF
Output Capacitance	C_{oss}				455	605	pF
Reverse Transfer Capacitance	C_{rss}				315	475	pF
Gate Resistance	R_g	f=1MHz			1.1		Ω
Turn-On DelayTime	$t_{D(on)}$	V_{DD}=13V, I_D=35A V_{GS}=10V, R_{GEN}=20Ω			10	20	ns
Rise Time	t_r				24	39	ns
Turn-Off DelayTime	$t_{D(off)}$				99	158	ns
Fall Time	t_f				57	91	ns
Total Gate Charge	Q_g	V_{GS}=0V to 10V	V_{DD}=13V		37	52	nC
Total Gate Charge	Q_g	V_{GS}=0V to 5V	I_D=35A		19	27	nC
Gate to Source Gate Charge	Q_{gs}		I_g=1mA		6		nC
Gate to Drain “Miller” Charge	Q_{gd}				6		nC
Source to Drain Diode Forward Voltage	V_{SD}	V_{GS}=0V, I_S=35A			0.9	1.25	V
		V_{GS}=0V, I_S=15A			0.8	1	V

Reverse Recovery Time	t_{rr}	I_F=35A, di/dt=100A/μs		30	45	ns
Reverse Recovery Charge	Q_{rr}	I_F=35A, di/dt=100A/μs		23	35	nC

Notes:

1: Pulse time<300μs, Duty cycle = 2%.

2: Starting T_J=25°C, L=0.3mH, I_{AS}=24.7A ,V_{DD}=23V, V_{GS}=10V.

8.1Typical characteristic

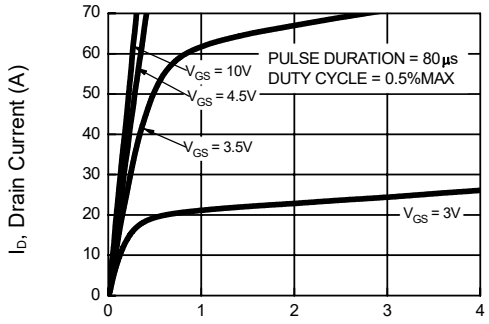

Figure 1: On-Region Characteristics

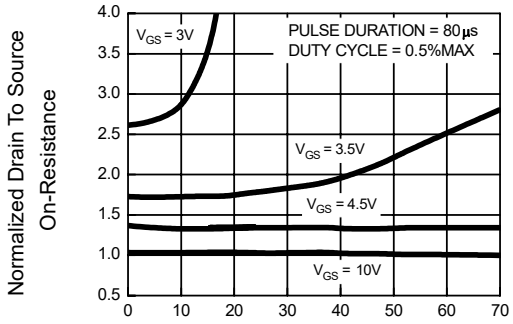

Figure 2: Normalized On-Resistance vs Drain Current and Gate Voltage

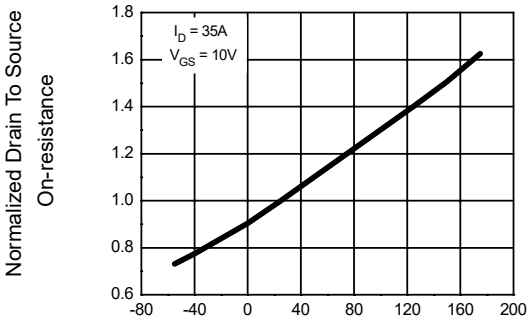

Figure 3: Normalized On Resistance vs Junction Temperature

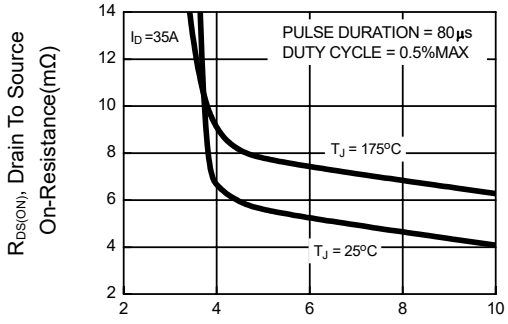

Figure 4: On-Resistance Variation with Gate-to-Source Voltage

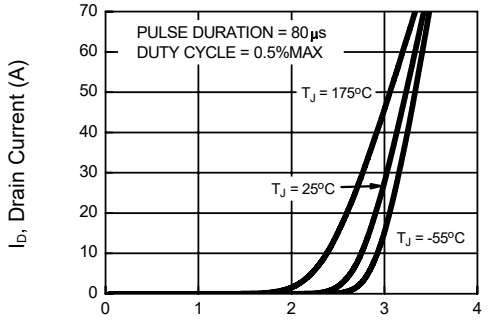

Figure 5: Transfer Characteristics

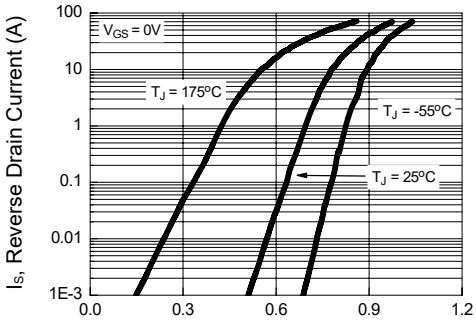

Figure 6: Source to Drain Diode Forward Voltage vs Source Current

8.2Typical characteristic

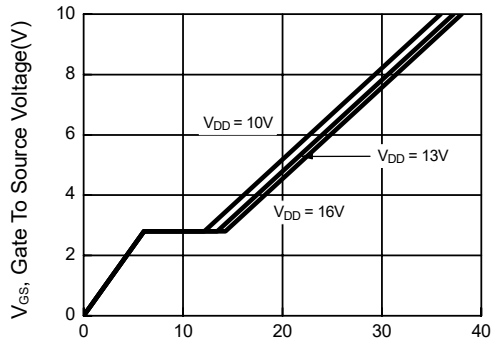

Figure 7: Gate Charge Characteristics

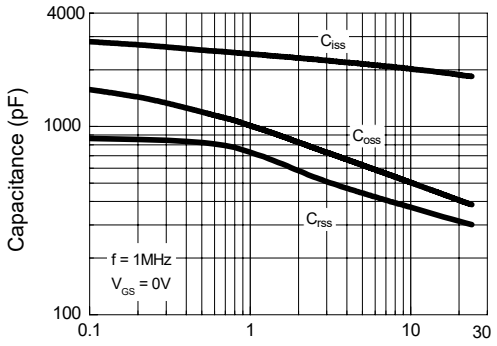

Figure 8: Capacitance vs Drain to Source Voltage

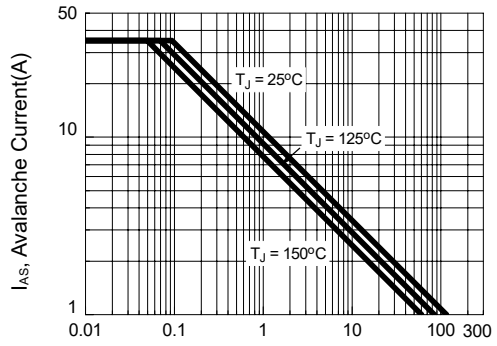

Figure 9: Unclamped Inductive Switching Capability

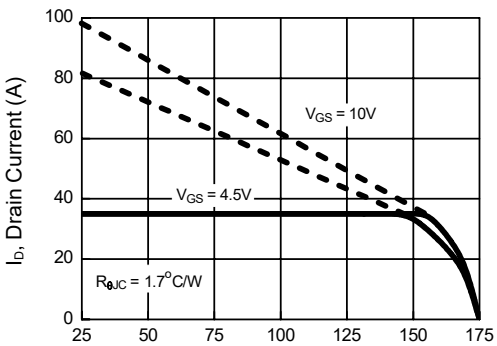

Figure 10: Maximum Continuous Drain Current vs Case Temperature

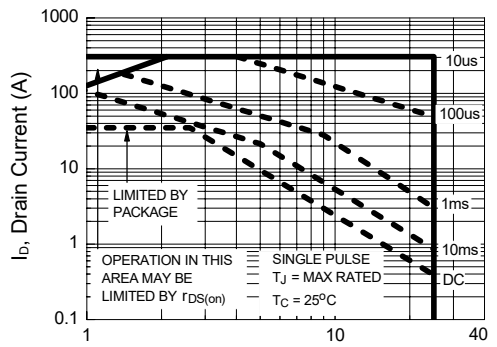

Figure 11: Forward Bias Safe Operating Area

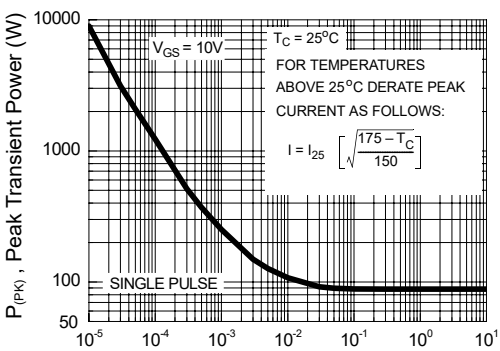

Figure 12: Single Pulse Maximum Power Dissipation

8.3Typical characteristic

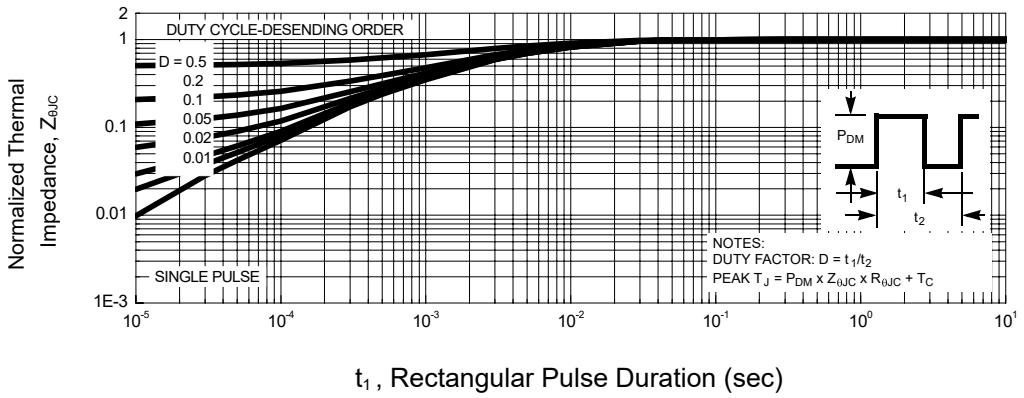

Figure 13: Transient Thermal Response Curve

8.TO-252 Package Outline Dimensions

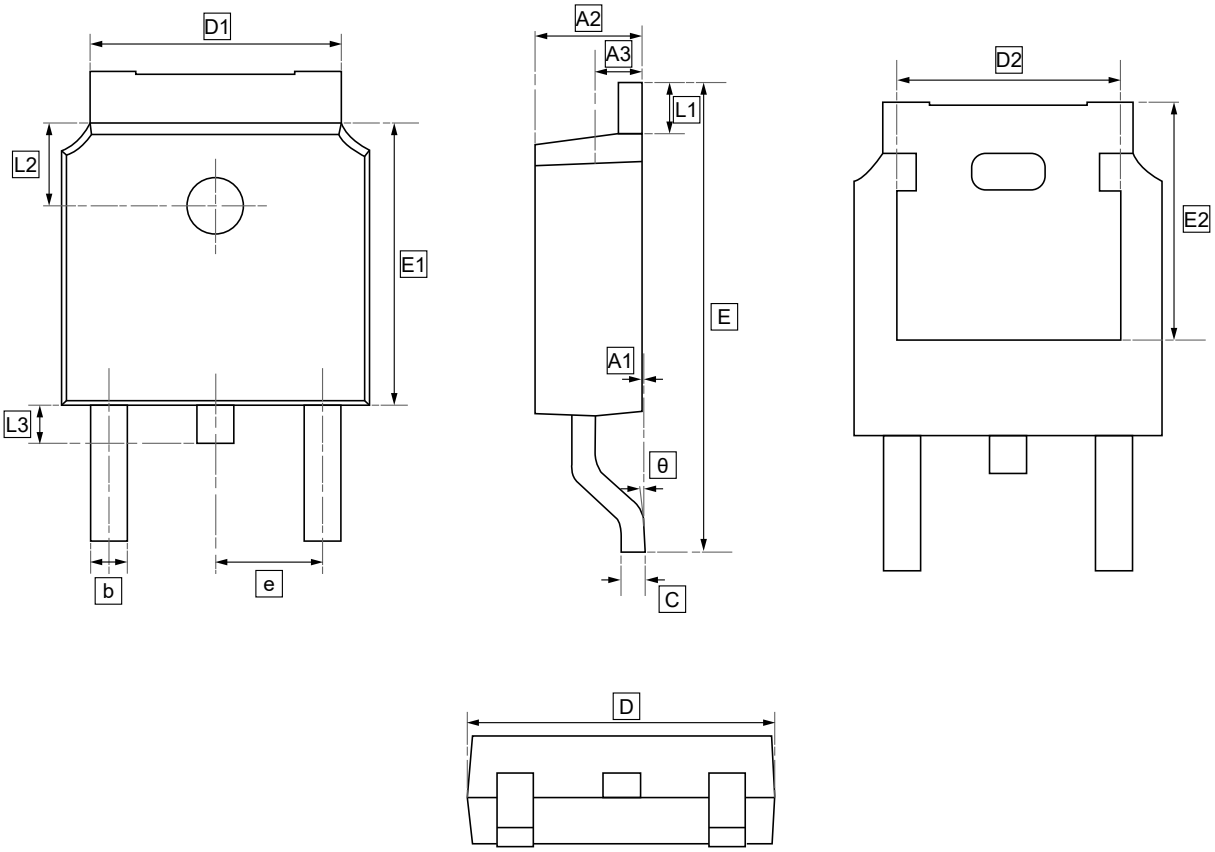

DIMENSIONS (mm are the original dimensions)

Symbol	A1	A2	A3	b	c	D	D1	D2	E	E1	E2	e	L1	L2	L3	θ
Min	0.00	2.18	0.90	0.65	0.46	6.35	4.95	4.32	9.40	5.97	5.21	2.286	0.89	1.70	0.60	0.00
Max	0.13	2.39	1.10	0.85	0.61	6.73	5.46	4.90	10.41	6.22	5.38	BSC	1.27	1.90	1.00	8.00

10.Ordering information

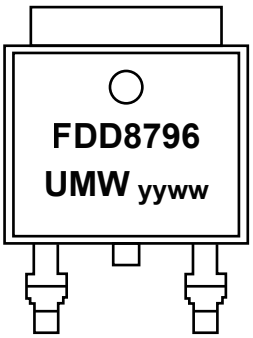

yy: Year Code
ww: Week Code

Order Code	Package	Base QTY	Delivery Mode
UMW FDD8796	TO-252	2500	Tape and reel

11.Disclaimer

UMW reserves the right to make changes to all products, specifications. Customers should obtain the latest version of product documentation and verify the completeness and currency of the information before placing an order.

When applying our products, please do not exceed the maximum rated values, as this may affect the reliability of the entire system. Under certain conditions, any semiconductor product may experience faults or failures. Buyers are responsible for adhering to safety standards and implementing safety measures during system design, prototyping, and manufacturing when using our products to prevent potential failure risks that could lead to personal injury or property damage.

Unless explicitly stated in writing, UMW products are not intended for use in medical, life-saving, or life-sustaining applications, nor for any other applications where product failure could result in personal injury or death. If customers use or sell the product for such applications without explicit authorization, they assume all associated risks.

When reselling, applying, or exporting, please comply with export control laws and regulations of China, the United States, the United Kingdom, the European Union, and other relevant countries, regions, and international organizations.

This document and any actions by UMW do not grant any intellectual property rights, whether express or implied, by estoppel or otherwise. The product names and marks mentioned herein may be trademarks of their respective owners.

ENTEGRECİ

Bu belge www.entegreci.com üzerinden sunulmaktadır.

Elektronik komponent tedarikinde Entegreci

Entegreci, Eskişehir merkezli, Türkiye geneline satış yapan bir elektronik komponent mağazasıdır. Entegreler (IC), mikrodenetleyiciler, transistörler, diyotlar, pasif elemanlar, konnektörler, modüller ve geliştirme kartları tek adetten seri üretim adetlerine kadar satılır. Ürün sayfalarında güncel stok durumunu, fiyatı ve datasheet bağlantısını bulabilirsiniz.

Parça koduyla arama

Üretici parça numarasını yazın; stok ve fiyatı hemen görün.

www.entegreci.com

Ürün kategorileri

Entegreden kapasitöre tüm elektronik komponent kategorileri.

Kategorilere göz atın

Üreticiler

Aradığınız üreticinin ürünlerini tek sayfada inceleyin.

Üreticileri görün

Toplu alım ve teklif

Listede olmayan ya da yüksek adetli parçalar için teklif isteyin.

Teklif isteyin

www.entegreci.com | **destek@entegreci.com** | **0850 305 90 34**

Entegreci is an online electronic components store based in Türkiye. Search by manufacturer part number to see stock, prices and datasheets for integrated circuits, microcontrollers, transistors, passive components and connectors, or request a quote for parts that are not listed.

Bu sayfa Entegreci tarafından eklenmiştir. Belgenin önceki sayfaları asıl yayıncısına aittir ve içeriği değiştirilmemiştir; en güncel sürüm için belgenin yayıncısına başvurun.