N-Channel 20-V(D-S) MOSFET

V(BR)DSS	RDS(on)MAX	ID
20 V	30mΩ@4.5V	6.5A
	36mΩ@2.5V	
	46mΩ@1.8V	

FEATURE

※ TrenchFET Power MOSFET

APPLICATION

※ Load Switch for Portable Devices

※ DC/DC Converter

Equivalent Circuit

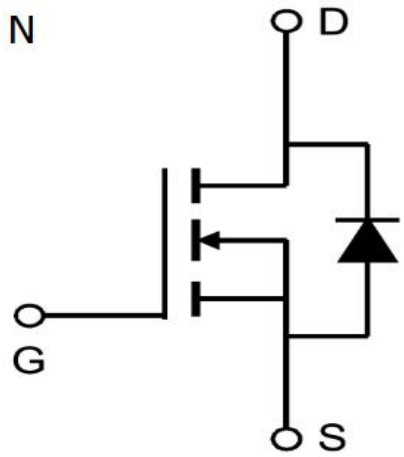

SOT- 23

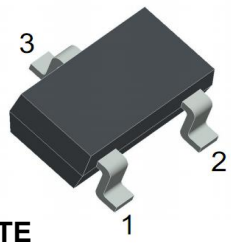

1.GATE
2.SOURCE
3.DRAIN

Maximum ratings (Ta=25℃ unless otherwise noted)

Parameter	Symbol	Value	Unit
Drain-Source Voltage	VDS	20	V
Gate-Source Voltage	VGS	±8	
Continuous Drain Current	ID	6.5	A
Pulsed Diode Curren	IDM	20	
Continuous Source-Drain Current(Diode Conduction)	IS	1.04	
Power Dissipation	PD	0.75	W
Thermal Resistance from Junction to Ambient (t≤5s)	RθJA	357	℃/W
Operating Junction	TJ	150	℃
Storage Temperature	TSTG	-55~+150	℃

MOSFET ELECTRICAL CHARACTERISTICS

Static Electrical Characteristics (Ta = 25 ℃ Unless Otherwise Noted)

Parameter	Symbol	Test Condition	Min	Typ	Max	Unit
Static						
Drain-source breakdown voltage	V(BR)DSS	VGS = 0V, ID = 250μA	20			V
Gate-source threshold voltage	VGS(th)	VDS =VGS, ID = 250μA	0.4		1	V
Gate-source leakage	IGSS	VDS =0V, VGS = ±8V			±100	nA
Zero gate voltage drain current	IDSS	VDS = 20V, VGS =0V			1	μA
Drain-source on-state resistancea	RDS(on)	VGS = 4.5V, ID = 5A		18	30	mΩ
		VGS = 2.5V, ID = 4.5A		23	36	mΩ
		VGS = 1.8V, ID = 4A		28	46	mΩ
Forward transconductancea	gfs	VDS = 4.5V, ID = 5A		6		S
Diode forward voltage	VSD	IS=1A,VGS=0V		0.7	1.5	V
Dynamic						
Input capacitance	Ciss	VDS = 10V,VGS =0V, f=1MHz		865		pF
Output capacitance	Coss			105		pF
Reverse transfer capacitanceb	Crss			55		pF
Total gate charge	Qg	VDS = 10V,VGS = 4.5V, ID = 5A		6	4.5	nC
Gate-source charge	Qgs			1		nC
Gate-drain charge	Qgd			1.3		nC
Gate resistance	Rg	f=1MHz		3		Ω
Switchingb						
Turn-on delay time	td(on)	VDD= 10V RL=10Ω, ID ≈ 1A, VGEN= 4.5V,Rg=6Ω		7	15	ns
Rise time	tr			15	20	ns
Turn-off delay time	td(off)			15	32	ns
Fall time	tf			10	20	ns
Drain-source body diode characteristics						
Continuous Source-Drain Diode Current	IS	Tc=25℃			5.2	A
Pulsed Diode forward Curren	ISM				20	A

Note :

1. Repetitive Rating : Pulse width limited by maximum junction temperature.
2. Surface Mounted on FR4 Board, t < 5 sec.
3. Pulse Test : Pulse Width≤300μs, Duty Cycle ≤ 2%.
4. Guaranteed by design, not subject to production testing.

SOT-23 PACKAGE OUTLINE DIMENSIONS

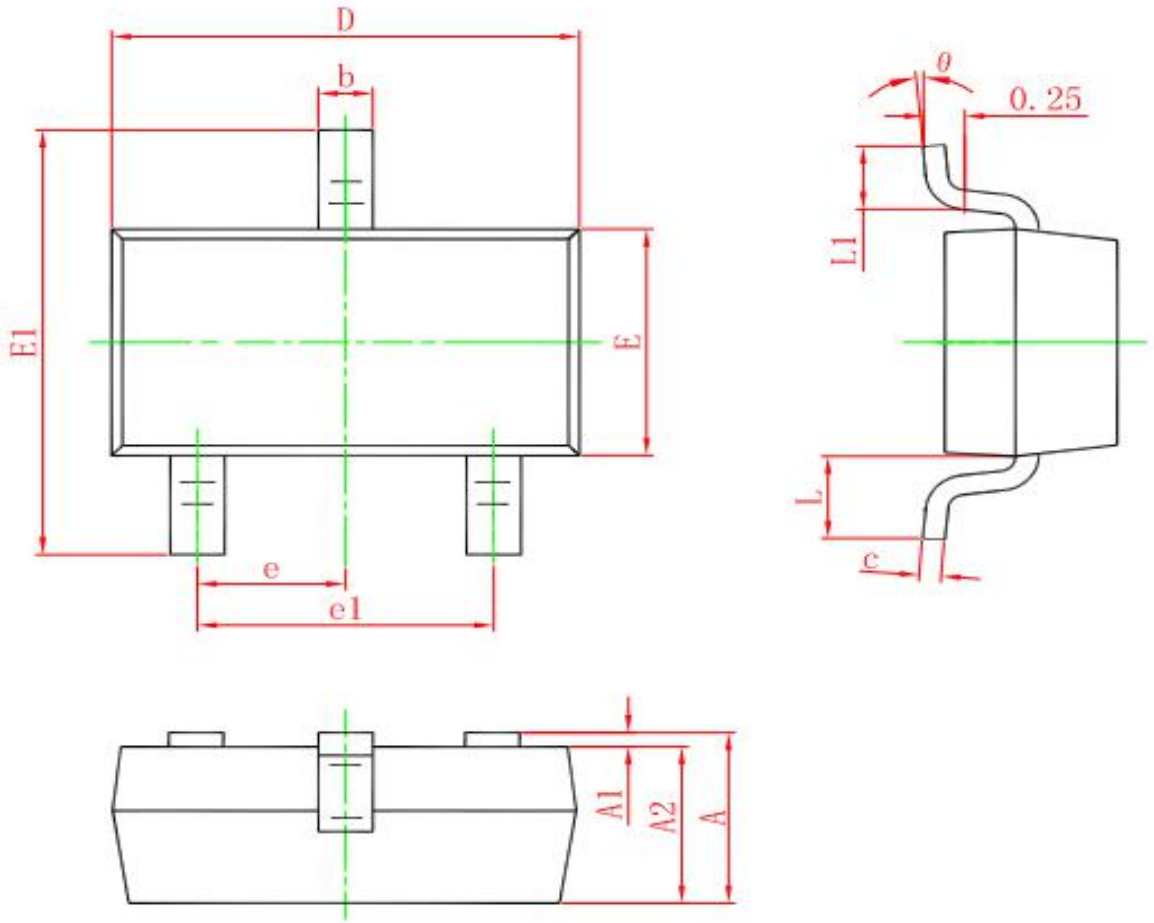

Symbol	Dimensions In Millimeters		Dimensions In Inches	
	Min.	Max.	Min.	Max.
A	0.900	1.150	0.035	0.045
A1	0.000	0.100	0.000	0.004
A2	0.900	1.050	0.035	0.041
b	0.300	0.500	0.012	0.020
c	0.080	0.150	0.003	0.006
D	2.800	3.000	0.110	0.118
E	1.200	1.400	0.047	0.055
E1	2.250	2.550	0.089	0.100
e	0.950 TYP.		0.037 TYP.	
e1	1.800	2.000	0.071	0.079
L	0.550 REF.		0.022 REF.	
L1	0.300	0.500	0.012	0.020
θ	0°	8°	0°	8°

TYPICAL ELEC TRICAL AND THERMAL CHARACTERISTICS

Output Characteristics

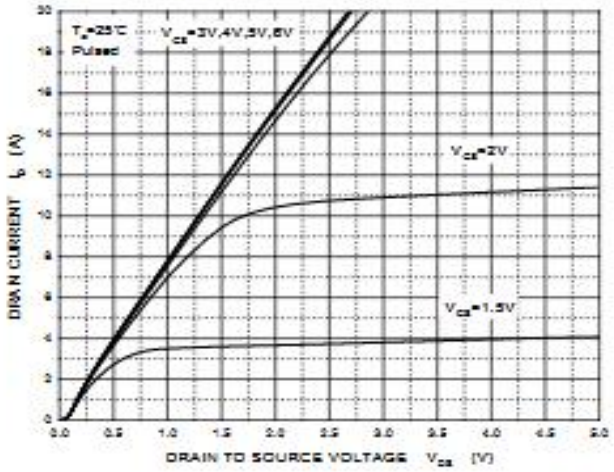

Transfer Characteristics

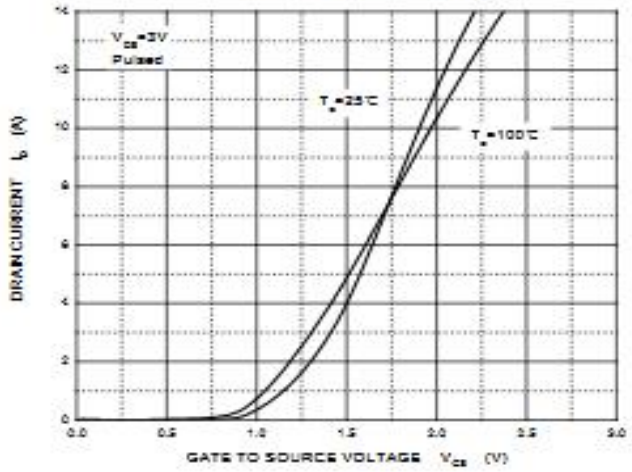

$R_{DS(ON)}$ —— I_D

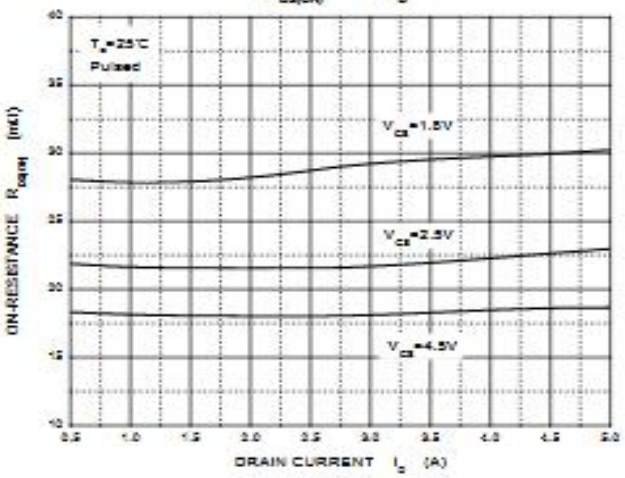

$R_{DS(ON)}$ —— V_{GS}

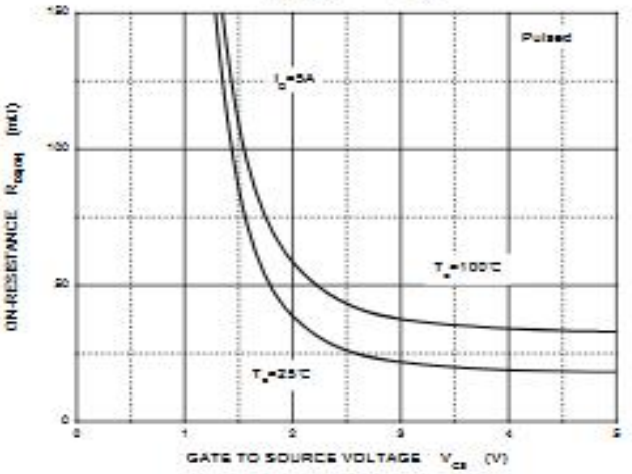

I_s —— V_{SD}

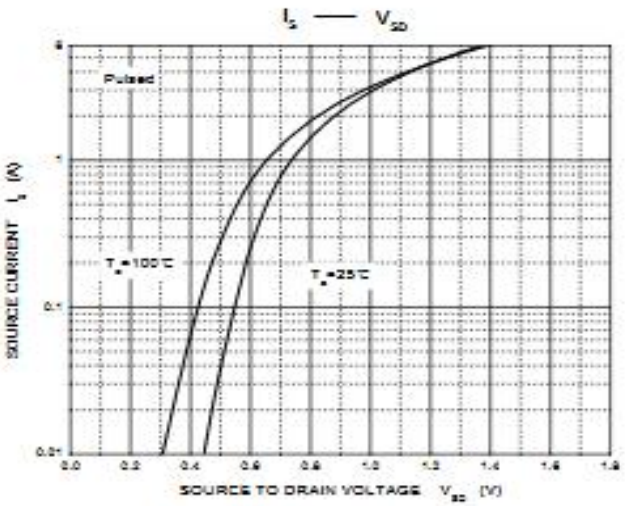

Threshold Voltage

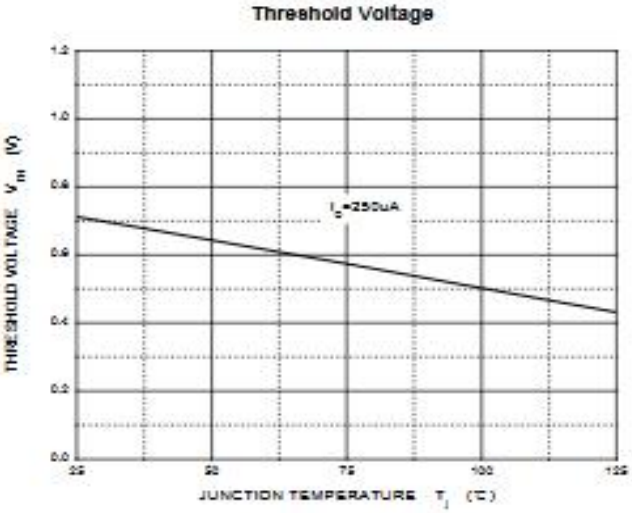

ENTEGRECİ

Bu belge www.entegreci.com üzerinden sunulmaktadır.

Elektronik komponent tedarikinde Entegreci

Entegreci, Eskişehir merkezli, Türkiye geneline satış yapan bir elektronik komponent mağazasıdır. Entegreler (IC), mikrodenetleyiciler, transistörler, diyotlar, pasif elemanlar, konnektörler, modüller ve geliştirme kartları tek adetten seri üretim adetlerine kadar satılır. Ürün sayfalarında güncel stok durumunu, fiyatı ve datasheet bağlantısını bulabilirsiniz.

Parça koduyla arama

Üretici parça numarasını yazın; stok ve fiyatı hemen görün.

www.entegreci.com

Ürün kategorileri

Entegreden kapasitöre tüm elektronik komponent kategorileri.

Kategorilere göz atın

Üreticiler

Aradığınız üreticinin ürünlerini tek sayfada inceleyin.

Üreticileri görün

Toplu alım ve teklif

Listede olmayan ya da yüksek adetli parçalar için teklif isteyin.

Teklif isteyin

www.entegreci.com | **destek@entegreci.com** | **0850 305 90 34**

Entegreci is an online electronic components store based in Türkiye. Search by manufacturer part number to see stock, prices and datasheets for integrated circuits, microcontrollers, transistors, passive components and connectors, or request a quote for parts that are not listed.

Bu sayfa Entegreci tarafından eklenmiştir. Belgenin önceki sayfaları asıl yayıncısına aittir ve içeriği değiştirilmemiştir; en güncel sürüm için belgenin yayıncısına başvurun.