N-Channel Power MOSFET

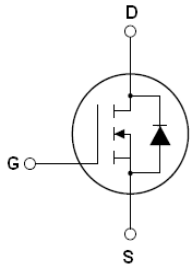

Schematic diagram

●Features：

- 18.0A, 500V, $R_{DS(on)(Typ)}$ =0.25Ω@V_{GS}=10V
- Low Gate Charge
- Low C_{rss}
- 100% Avalanche Tested
- Fast Switching
- Improved dv/dt Capability

●Application:

- High Frequency Switching Mode Power Supply
- Active Power Factor Correction

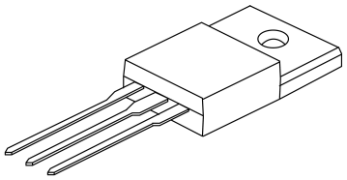

TO-220F

Absolute Maximum Ratings(Tc=25°C unless otherwise noted)

Symbol	Parameter	Value	Unit
V_{DSS}	Drain-Source Voltage	500	V
I_D	Drain Current - Continuous(Tc=25°C)	18.0*	A
	- Continuous(Tc=100°C)	11.0*	A
I_{DM}	Drain Current -Pulsed (Note1)	72*	A
V_{GSS}	Gate-Source Voltage	±30	V
E_{AS}	Single Pulsed Avalanche Energy (Note2)	945	mJ
I_{AR}	Avalanche Current (Note1)	18.0	A
E_{AR}	Repetitive Avalanche Energy (Note1)	23.5	mJ
dv/dt	Peak Diode Recovery dv/dt (Note3)	4.5	V/ns
P_D	Power Dissipation(T_C =25°C)	60	W
	-Derate above 25°C	0.48	W/°C
Tj	Operating Junction Temperature	150	°C
Tstg	Storage Temperature Range	-55 to+150	°C

* Drain Current Limited by Maximum Junction Temperature.

Thermal Characteristics

Symbol	Parameter	Max	Unit
$R_{\theta JC}$	Thermal Resistance,Junction to Case	2.08	°C /W
$R_{\theta JA}$	Thermal Resistance,Junction to Ambient	62.5	°C /W

Electrical Characteristics(Tc=25°C unless otherwise noted)

Symbol	Parameter	Test Conditons	Min	Typ	Max	Unit
Off Characteristics						
BV_{DSS}	Drain-source Breakdown Voltage	V_{GS}=0V ,I_D=250μA	500	--	--	V
$\triangle BV_{DSS}$ /$\triangle T_J$	Breakdown Voltage Temperature Coefficient	I_D=250μA (Referenced to 25°C)	--	0.63	--	V/°C
I_{DSS}	Zero Gate Voltage Drain Current	V_{DS}=500V,V_{GS}=0V	--	--	1	μA
		V_{DS}=400V,Tc=125°C	--	--	10	μA
I_{GSSF}	Gate-Body Leakage Current,Forward	V_{GS}=+30V, V_{DS}=0V	--	--	100	nA
I_{GSSR}	Gate-Body Leakage Current,Reverse	V_{GS}=-30V, V_{DS}=0V	--	--	-100	nA
On Characteristics						
$V_{GS(th)}$	Gate Threshold Voltage	V_{DS}= V_{GS}, I_D=250μA	2.0	--	4.0	V
$R_{DS(on)}$	Static Drain-Source On-Resistance	V_{GS}=10 V, I_D=9.0A	--	0.25	0.32	Ω
g_{FS}	Forward Transconductance	V_{DS}=40 V, I_D=9.0A (Note4)	--	11	--	S
Dynamic Characteristics						
C_{iss}	Input Capacitance	V_{DS}=25V,V_{GS}=0V, f=1.0MHz	--	2200	--	pF
C_{oss}	Output Capacitance		--	330	--	pF
C_{rss}	Reverse Transfer Capacitance		--	25	--	pF
Switching Characteristics						
$t_{d(on)}$	Turn-On Delay Time	V_{DD} = 250 V, I_D = 18.0A, R_G = 25 Ω (Note4,5)	--	65	--	ns
t_r	Turn-On Rise Time		--	165	--	ns
$t_{d(off)}$	Turn-Off Delay Time		--	95	--	ns
t_f	Turn-Off Fall Time		--	90	--	ns
Q_g	Total Gate Charge	V_{DS} = 400 V, I_D =18.0 A, V_{GS} = 10 V (Note4,5)	--	45	--	nC
Q_{gs}	Gate-Source Charge		--	12.5	--	nC
Q_{gd}	Gate-Drain Charge		--	19	--	nC
Drain-Source Diode Characteristics and Maximum Ratings						
I_S	Maximum Continuous Drain-Source Diode Forward Current		--	--	18.0	A
I_{SM}	Maximum Pulsed Drain-Source Diode Forward Current		--	--	72	A
V_{SD}	Drain-Source Diode Forward Voltage	V_{GS} =0V,I_S=18.0A	--	--	1.4	V
t_{rr}	Reverse Recovery Time	V_{GS} =0V, I_S=18.0A, d I_F /dt=100A/μs (Note4)	--	500	--	ns
Q_{rr}	Reverse Recovery Charge		--	5.4	--	μC

Notes:

1、Repetitive Rating:Pulse Width Limited by Maximum Junction Temperature.

2、L = 5.8mH, I_{AS} =18.0A, V_{DD} = 50V, R_G = 25 Ω, Starting T_J = 25°C.

3、I_{SD}≤18.0A, di/dt≤200A/μs, V_{DD}≤BV_{DSS}, Starting T_J = 25°C.

4、Pulse Test : Pulse Width ≤300 μ s, Duty Cycle≤2%.

5、Essentially Independent of Operating Temperature.

On-Regin Characteristics

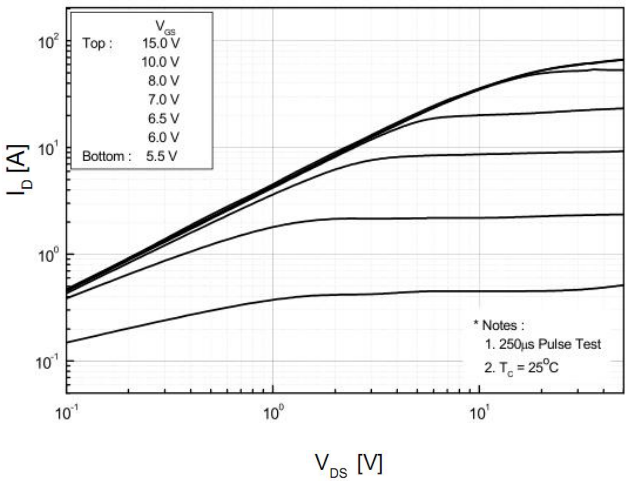

Transfer Characteristics

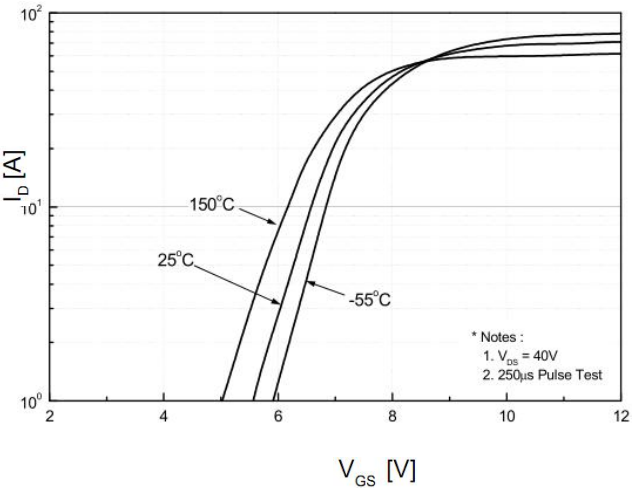

On-Resistance Variation vs. Drain Current and Gate Voltage

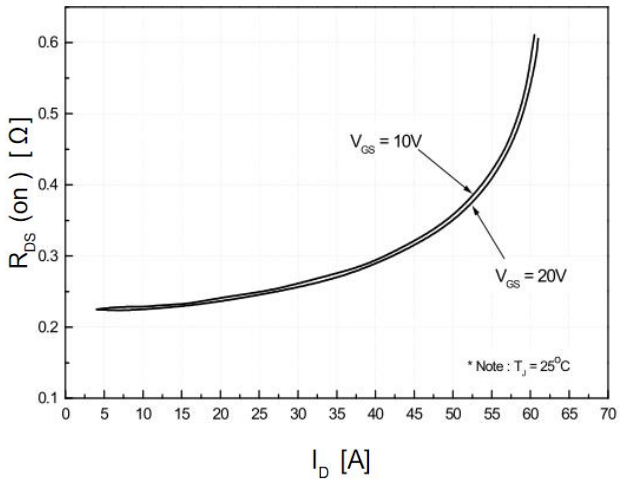

Body Diode Forward Voltage Variation vs. Source Current and Temperature

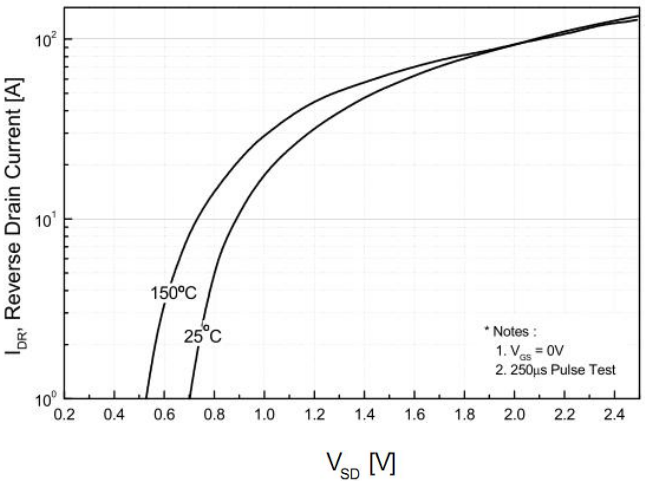

Capacitance Characteristics

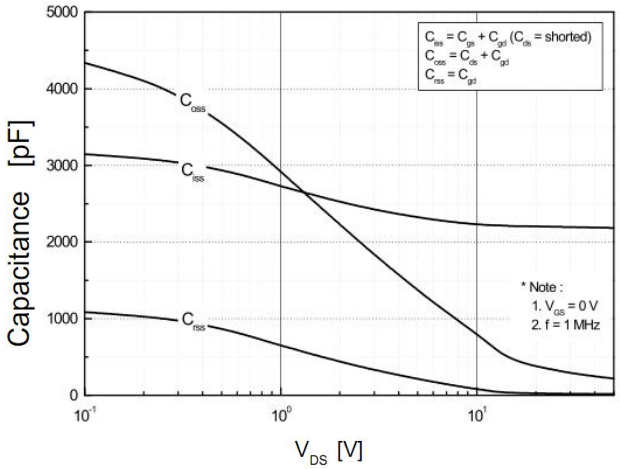

Gate Charge Characteristics

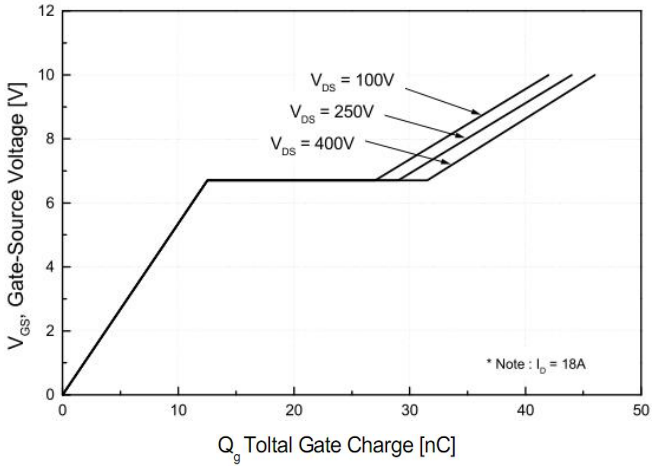

Breakdown Voltage Variation vs. Temperature

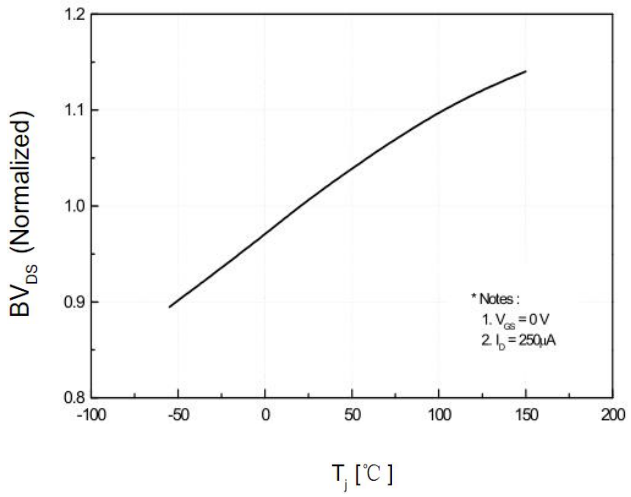

On-Resistance Variation vs. Temperature

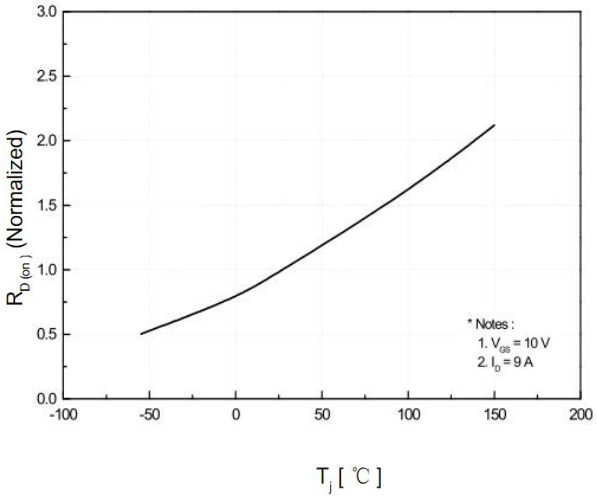

Maximum Safe Operating Area

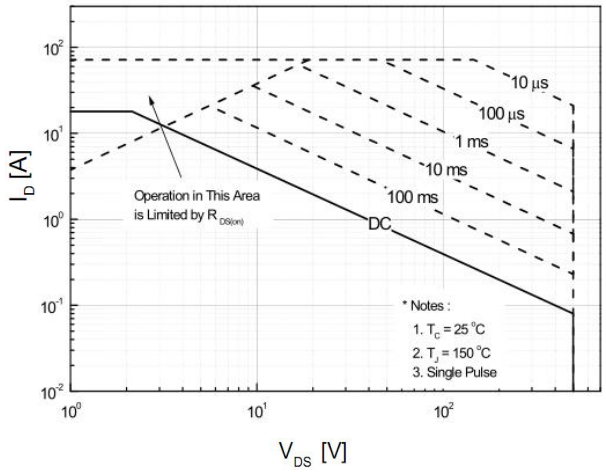

Maximum Drain Current Vs. Case Temperature

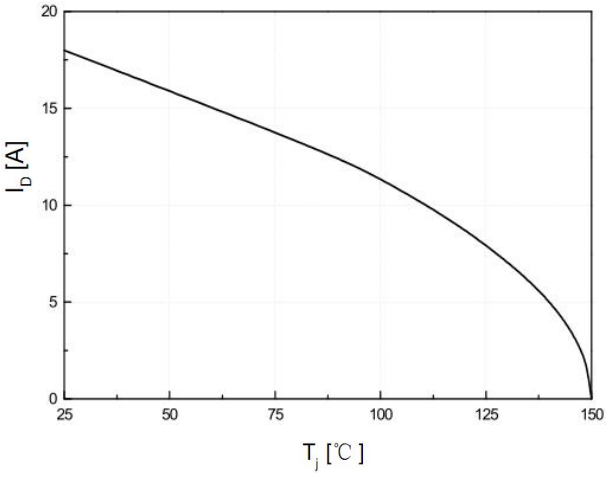

TO-220F Package Dimensions

UNIT：mm

SYMBOL	min	nom	max	SYMBOL	min	nom	max
A	9.80		10.60	D		2.54	
A1		7.00		D1	1.15		1.55
A2	2.90		3.40	D2	0.60		1.00
A3	9.10		9.90	D3	0.20		0.50
B1	15.40		16.40	E	2.24		2.84
B2	4.35		4.95	E1		0.70	
B3	6.00		7.40	E2		1.0×45°	
C	3.00		3.70	E3	0.35		0.65
C1	15.00		17.00	E4	2.30		3.30
C2	8.80		10.80	α		30°	

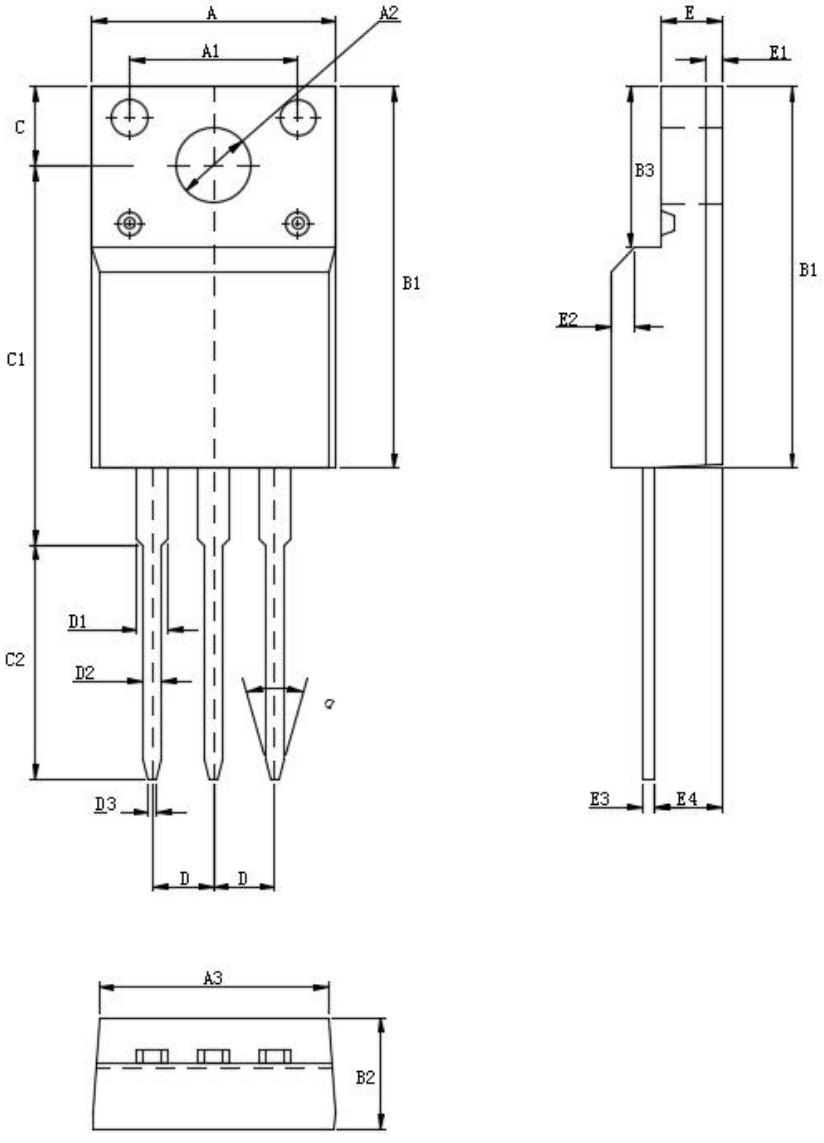

ENTEGRECİ

Bu belge www.entegreci.com üzerinden sunulmaktadır.

Elektronik komponent tedarikinde Entegreci

Entegreci, Eskişehir merkezli, Türkiye geneline satış yapan bir elektronik komponent mağazasıdır. Entegreler (IC), mikrodenetleyiciler, transistörler, diyotlar, pasif elemanlar, konnektörler, modüller ve geliştirme kartları tek adetten seri üretim adetlerine kadar satılır. Ürün sayfalarında güncel stok durumunu, fiyatı ve datasheet bağlantısını bulabilirsiniz.

Parça koduyla arama

Üretici parça numarasını yazın; stok ve fiyatı hemen görün.

www.entegreci.com

Ürün kategorileri

Entegreden kapasitöre tüm elektronik komponent kategorileri.

Kategorilere göz atın

Üreticiler

Aradığınız üreticinin ürünlerini tek sayfada inceleyin.

Üreticileri görün

Toplu alım ve teklif

Listede olmayan ya da yüksek adetli parçalar için teklif isteyin.

Teklif isteyin

www.entegreci.com | **destek@entegreci.com** | **0850 305 90 34**

Entegreci is an online electronic components store based in Türkiye. Search by manufacturer part number to see stock, prices and datasheets for integrated circuits, microcontrollers, transistors, passive components and connectors, or request a quote for parts that are not listed.

Bu sayfa Entegreci tarafından eklenmiştir. Belgenin önceki sayfaları asıl yayıncısına aittir ve içeriği değiştirilmemiştir; en güncel sürüm için belgenin yayıncısına başvurun.