N-Channel Enhancement Mode MOSFET

Pin Description

TO-220-3L (TOP view)



Symbol

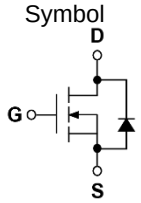

Ordering Information

Symbol	N-Channel	Unit
V_{DSS}	**100**	**V**
$R_{DS(ON)-Max}$	**6.4**	**mΩ**
I_D	**102**	**A**

Feature

- Fast switching speed
- Reliable and Rugged
- ROHS Compliant & Halogen-Free
- 100% UIS Tested

Applications

- Portable Equipment
- Battery Powered System

Ordering Information

Orderable Part Number	Package Type	Form	Shipping	Marking
SL102N10	TO-220-3L	Tube	50 / Tube	

Absolute Maximum Ratings (T_J=25°C Unless Otherwise Noted)

Symbol	Parameter		N-Channel	Unit
V_{DSS}	Drain-Source Voltage		100	V
V_{GSS}	Gate-Source Voltage		±20	
T_J	Maximum Junction Temperature		150	°C
T_{STG}	Storage Temperature Range		-55 to 150	°C
I_{DM}①	Pulse Drain Current Tested	T_C=25°C	122	A
I_D	Continuous Drain Current	T_C=25°C	102	A
		T_C=100°C	65	
P_D	Maximum Power Dissipation	T_C=25°C	125	W
		T_C=100°C	50	
I_{AS}②	Avalanche Current, Single pulse	L=0.1mH	18	A
E_{AS}②	Avalanche Energy, Single pulse	L=0.1mH	16	mJ

Thermal Characteristics

Symbol	Parameter		Rating	Unit
$R_{\theta JC}$	Thermal Resistance-Junction to Case	Steady State	1	°C/W
$R_{\theta JA}$③	Thermal Resistance-Junction to Ambient	Steady State	62.5	°C/W

Note ① : Max. current is limited by bonding wire

Note ② : UIS tested and pulse width are limited by maximum junction temperature 150°C

Note ③ : Surface Mounted on 1in^2 FR-4 board with 1oz.

N-Channel Electrical Characteristics (T_J=25°C Unless Otherwise Noted)

Symbol	Parameter	Test Conditions	Min.	Typ.	Max.	Unit
Static Electrical Characteristics						
BV_{DSS}	Drain-Source Breakdown Voltage	V_{GS}=0V, I_{DS}=250uA	100	-	-	V
I_{DSS}	Zero Gate Voltage Drain Current	V_{DS}=80V, V_{GS}=0V	-	-	1	uA
$V_{GS(th)}$	Gate Threshold Voltage	V_{DS}=V_{GS}, I_{DS}=250uA	1	2	3	V
I_{GSS}	Gate Leakage Current	V_{GS}=±20V, V_{DS}=0V	-	-	±100	nA
$R_{DS(ON)}$④	Drain-Source On-state Resistance	V_{GS}=10V, I_{DS}=20A	-	5.3	6.4	mΩ
		V_{GS}=4.5V, I_{DS}=20A	-	7	9	
gfs	Forward Transconductance	V_{DS}=5V, I_{DS}=10A	-	3.2	-	S
Dynamic Characteristics ⑤						
R_G	Gate Resistance	V_{GS}=0V,V_{DS}=0V, Freq.=1MHz	-	1.8	-	Ω
C_{iss}	Input Capacitance	V_{GS}=0V, V_{DS}=50V, Freq.=1MHz	-	3010	-	pF
C_{oss}	Output Capacitance		-	540	-	
C_{rss}	Reverse Transfer Capacitance		-	21	-	
$td_{(ON)}$	Turn-on Delay Time	V_{GS}=10V,V_{DS}=50V, I_D=1A,R_{GEN}=3Ω	-	11.5	-	nS
t_r	Turn-on Rise Time		-	21	-	
$t_{d(OFF)}$	Turn-off Delay Time		-	43	-	
t_f	Turn-off Fall Time		-	26	-	
Q_g	Total Gate Charge	V_{GS}=4.5V,V_{DS}=50V I_D=20A	-	32.5	-	nC
Q_g	Total Gate Charge	V_{GS}=10V,V_{DS}=50V, I_D=20A	-	60	-	
Q_{gs}	Gate-Source Charge		-	8.2	-	
Q_{gd}	Gate-Drain Charge		-	16.5	-	
Source-Drain Characteristics						
V_{SD}④	Diode Forward Voltage	I_{SD}=20A, V_{GS}=0V	-	0.85	1.1	V
t_{rr}	Reverse Recovery Time	I_F=20A, V_R=50V dI$_F$/dt=100A/μs	-	55.7	-	nS
Q_{rr}	Reverse Recovery Charge		-	109	-	nC

Note ④：Pulse test (pulse width≤300us, duty cycle≤2%).
Note ⑤：Guaranteed by design, not subject to production testing.

N-Channel Typical Characteristics

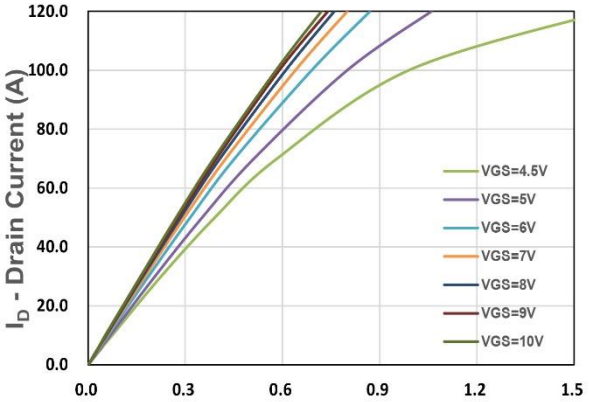

V_{DS} - Drain - Source Voltage (V)

Figure 1. Output Characteristics

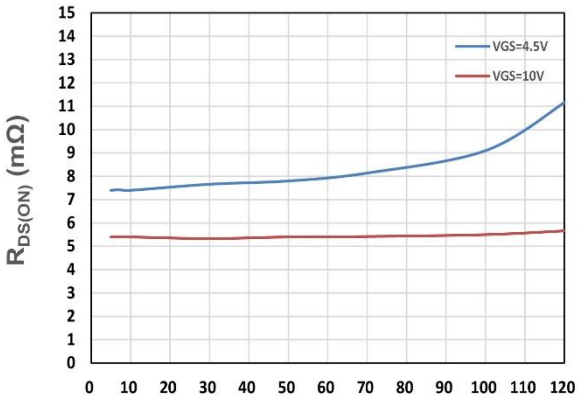

I_D- Drain Current (A)

Figure 2. On-Resistance vs. ID

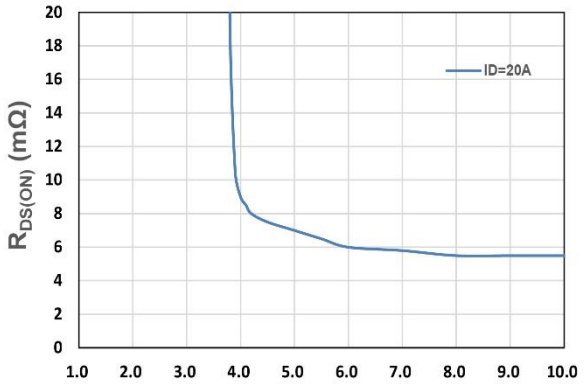

V_{GS} - Gate - Source Voltage (V)

Figure 3. On-Resistance vs. VGS

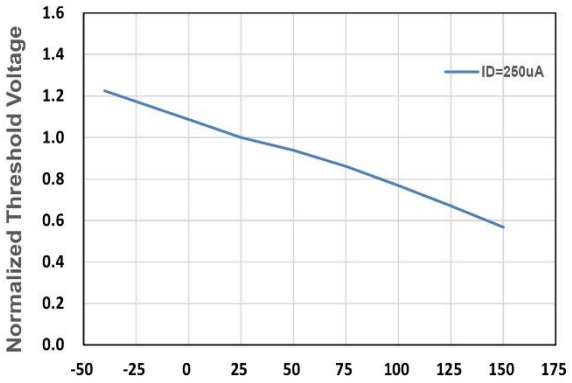

Tj, Junction Temperature(˚C)

Figure 4. Gate Threshold Voltage

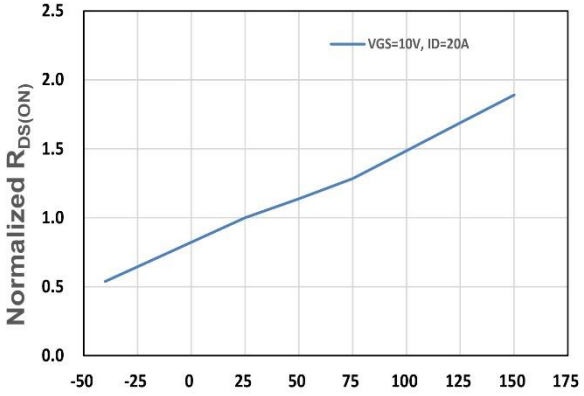

Tj , Junction Temperature(˚C)

Figure 5. Drain-Source On Resistance

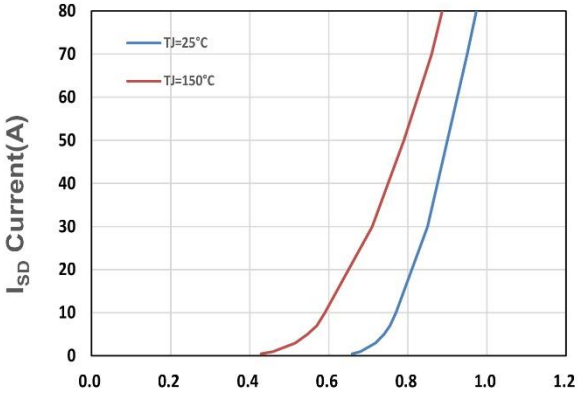

V_{SD}, Source-Drain Voltage(V)

Figure 6. Source-Drain Diode Forward

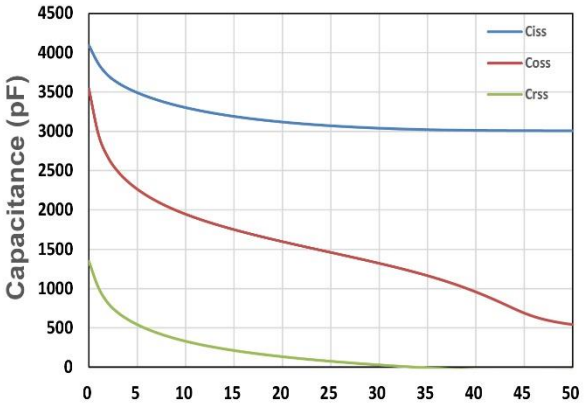

Figure 7. Capacitance

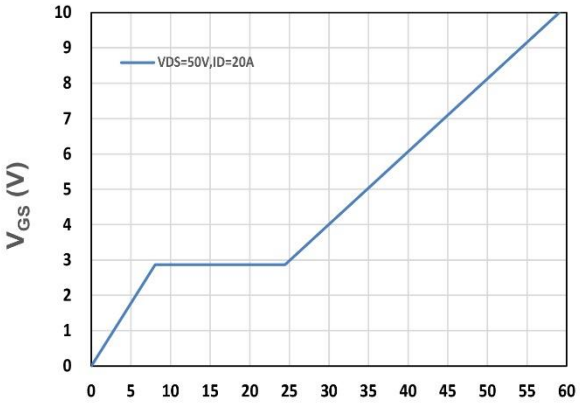

Figure 8. Gate Charge Characteristics

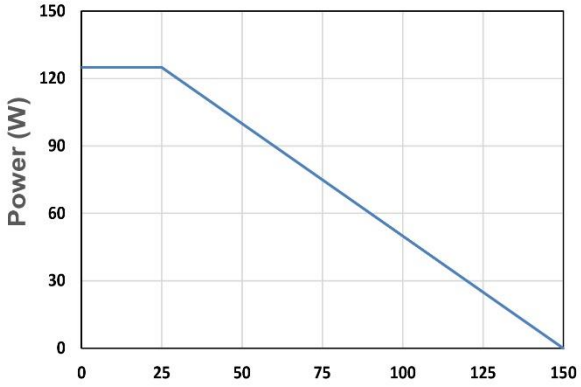

Figure 9. Power Dissipation

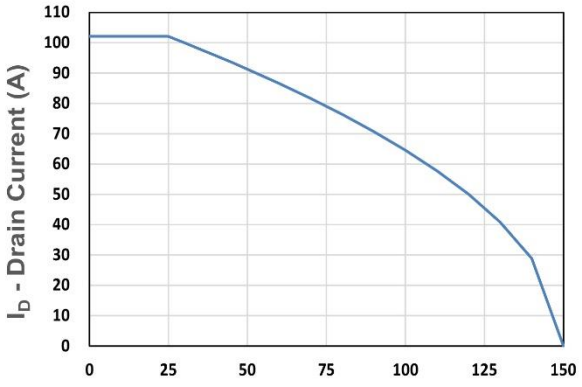

Figure 10. Drain Current

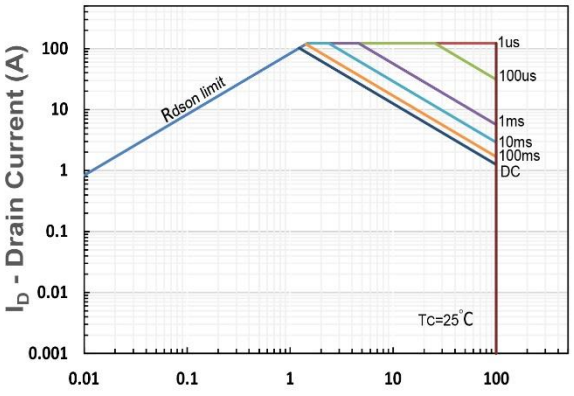

Figure 11. Safe Operating Area

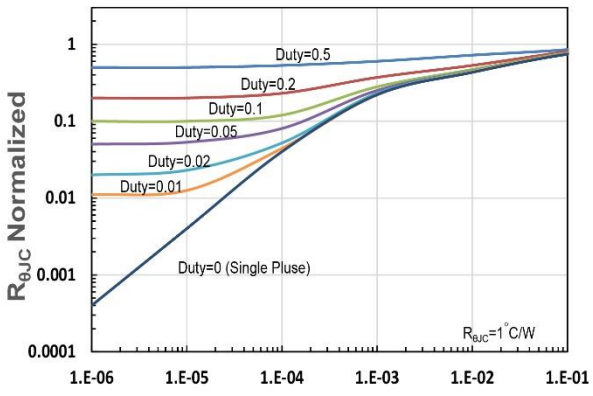

Figure 12. RθJC Transient Thermal Impedance

ENTEGRECİ

Bu belge www.entegreci.com üzerinden sunulmaktadır.

Elektronik komponent tedarikinde Entegreci

Entegreci, Eskişehir merkezli, Türkiye geneline satış yapan bir elektronik komponent mağazasıdır. Entegreler (IC), mikrodenetleyiciler, transistörler, diyotlar, pasif elemanlar, konnektörler, modüller ve geliştirme kartları tek adetten seri üretim adetlerine kadar satılır. Ürün sayfalarında güncel stok durumunu, fiyatı ve datasheet bağlantısını bulabilirsiniz.

Parça koduyla arama

Üretici parça numarasını yazın; stok ve fiyatı hemen görün.

www.entegreci.com

Ürün kategorileri

Entegreden kapasitöre tüm elektronik komponent kategorileri.

Kategorilere göz atın

Üreticiler

Aradığınız üreticinin ürünlerini tek sayfada inceleyin.

Üreticileri görün

Toplu alım ve teklif

Listede olmayan ya da yüksek adetli parçalar için teklif isteyin.

Teklif isteyin

www.entegreci.com | **destek@entegreci.com** | **0850 305 90 34**

Entegreci is an online electronic components store based in Türkiye. Search by manufacturer part number to see stock, prices and datasheets for integrated circuits, microcontrollers, transistors, passive components and connectors, or request a quote for parts that are not listed.

Bu sayfa Entegreci tarafından eklenmiştir. Belgenin önceki sayfaları asıl yayıncısına aittir ve içeriği değiştirilmemiştir; en güncel sürüm için belgenin yayıncısına başvurun.