SI2301

P-Channel Enhancement MOSFET

- Features
- $V_{DS\ (V)}$ =-20V
- $R_{DS(ON)}$ < 100mΩ (V_{GS} =-4.5V)
- $R_{DS(ON)}$ < 150mΩ (V_{GS} =-2.5V)

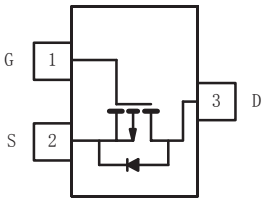

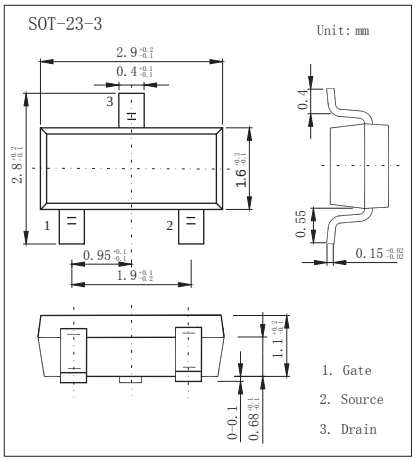

Absolute Maximum Ratings Ta = 25℃

Parameter	Symbol	5 sec	Steady State	Unit
Drain-Source Voltage	V_{DS}	-20		V
Gate-Source Voltage	V_{GS}	±8		
Continuous Drain Current Ta=25℃ (T_J=150℃)*1	I_D	-3.2	-2.9	A
Ta=70℃		-2.5	-2.3	
Pulsed Drain Current *2	I_{DM}	-10		
Power Dissipation *1 Ta=25℃	P_D	0.9	0.7	W
Ta=70℃		0.57	0.45	
Thermal Resistance.Junction- to-Ambient *1	R_{thJA}	120	145	℃/W
*3		140	175	
Junction Temperature	T_J	150		℃
Storage Temperature Range	T_{stg}	-55 to 150		

*1 Surface Mounted on FR4 Board, t ≤ 5 sec.

*2 Pulse width limited by maximum junction temperature.

*3 Surface Mounted on FR4 Board.

Electrical Characteristics Ta = 25℃

Parameter	Symbol	Test Conditions	Min	Typ	Max	Unit
Drain-Source Breakdown Voltage	V_{DSS}	I_D=-250μA, V_{GS}=0V	-20			V
Zero Gate Voltage Drain Current	I_{DSS}	V_{DS}=-20V, V_{GS}=0V			-1	μA
		V_{DS}=-20V, V_{GS}=0V, T_J=55℃			-10	
Gate-Body leakage current	I_{GSS}	V_{DS}=0V, V_{GS}=±8V			±100	nA
Gate Threshold Voltage	$V_{GS(th)}$	V_{DS}=V_{GS} I_D=-250μA	-0.45		-0.95	V
Static Drain-Source On-Resistance	$R_{DS(ON)}$	V_{GS}=-4.5V, I_D=-2.8A		80	100	mΩ
		V_{GS}=-2.5V, I_D=-2.0A		110	150	
On state drain current *1	$I_{D(ON)}$	V_{GS}=-4.5V, V_{DS} ≤ -5V	-6			A
		V_{GS}=-2.5V, V_{DS} ≤ -5V	-3			
Forward Transconductance *1	g_{FS}	V_{DS}=-5V, I_D=-2.8A		6.5		S
Input Capacitance *2	C_{iss}	V_{GS}=0V, V_{DS}=-6V, f=1MHz		375		pF
Output Capacitance *2	C_{oss}			95		
Reverse Transfer Capacitance *2	C_{rss}			65		
Total Gate Charge *2	Q_g	V_{GS}=-4.5V, V_{DS}=-6V, I_D=-2.8A		4.5	10	nC
Gate Source Charge *2	Q_{gs}			0.7		
Gate Drain Charge *2	Q_{gd}			1.1		
Turn-On DelayTime *3	$t_{d(on)}$	V_{GS}=-4.5V, V_{DS}=-6V, R_L=6Ω, R_{GEN}=6Ω I_D=-1.0A		20	30	ns
Turn-On Rise Time *3	t_r			40	60	
Turn-Off DelayTime *3	$t_{d(off)}$			30	45	
Turn-Off Fall Time *3	t_f			20	30	
Maximum Body-Diode Continuous Current	I_S	5 sec			-0.72	A
		Steady State			-0.6	
Diode Forward Voltage	V_{SD}	I_S=-0.75A,V_{GS}=0V		-0.8	-1.2	V

*1 Pulse test: PW ≤ 300us duty cycle ≤ 2%.

*2 For DESIGN AID ONLY, not subject to production testing.

*3 Switching time is essentially independent of operating temperature.

Marking

Marking	A1*

Output Characteristics

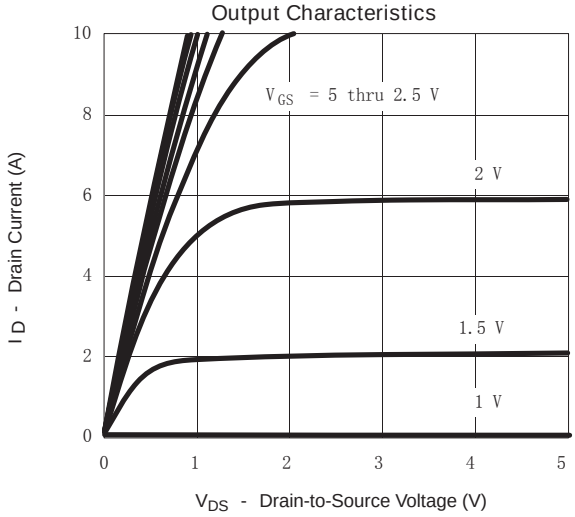

Transfer Characteristics

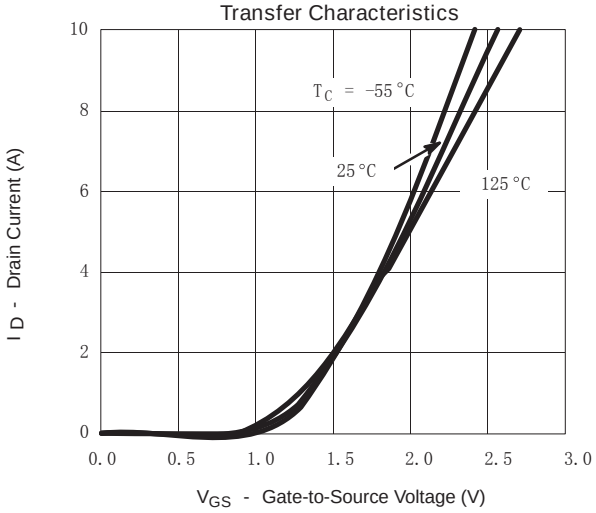

On-Resistance vs. Drain Current

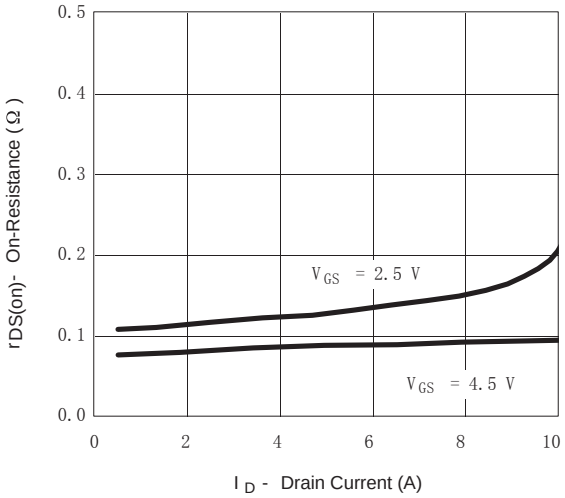

Capacitance

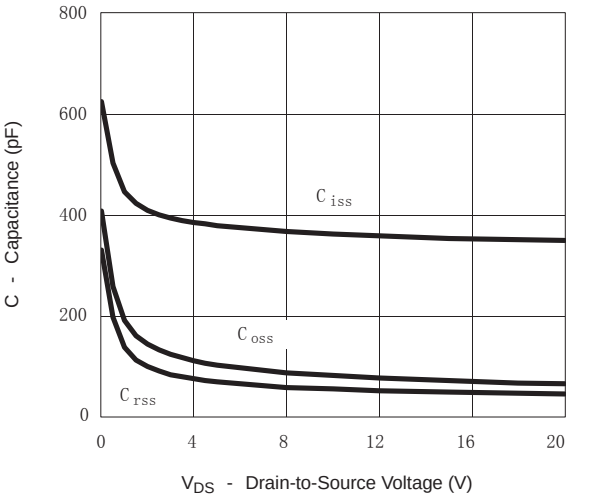

Gate Charge

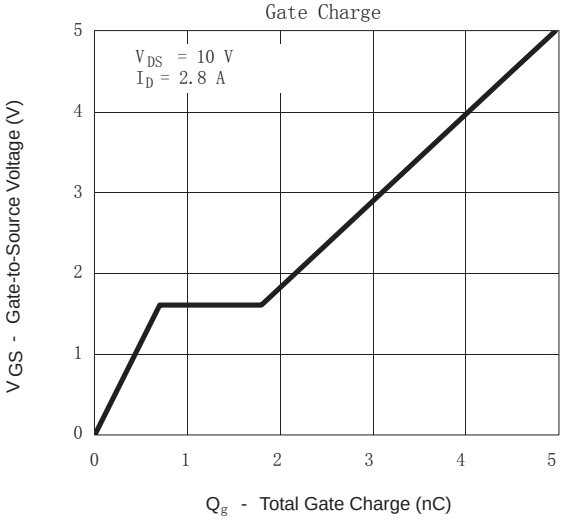

On-Resistance vs. Junction Temperature

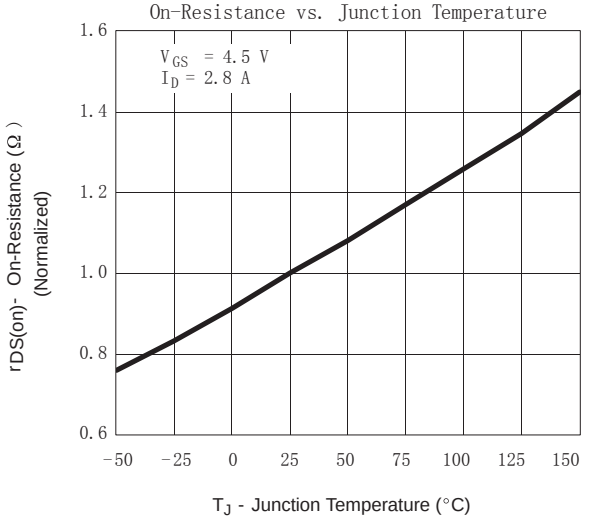

Source-Drain Diode Forward Voltage

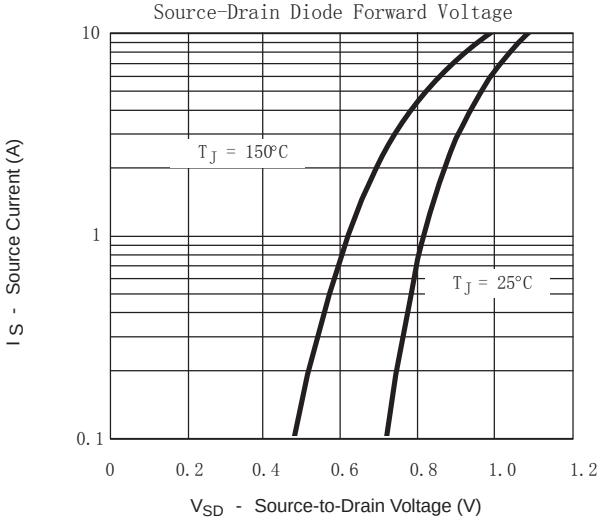

On-Resistance vs. Gate-to-Source Voltage

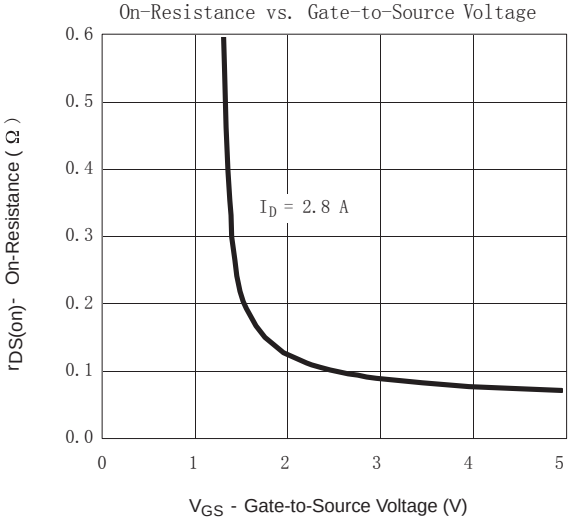

Threshold Voltage

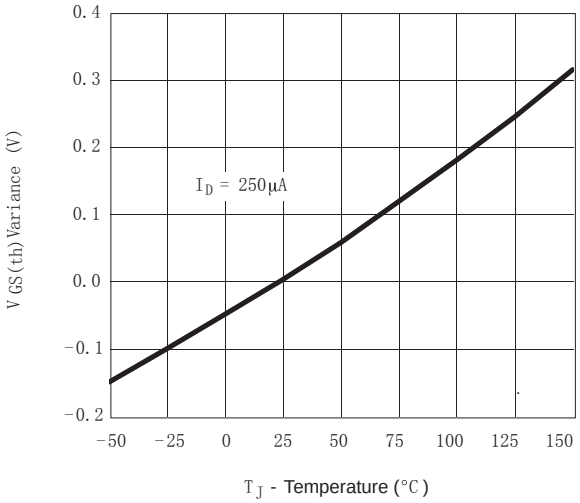

Single Pulse Power

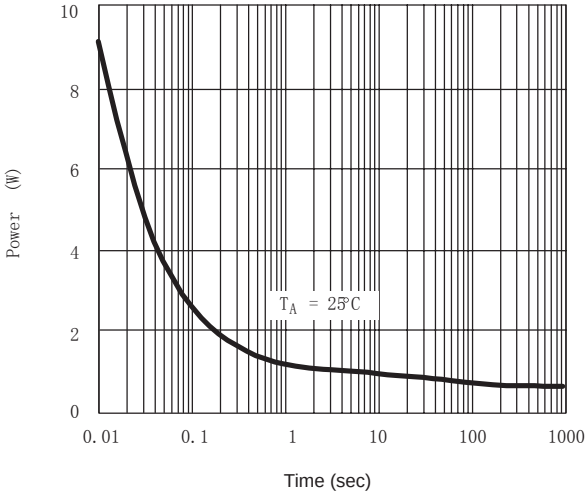

Safe Operating Area

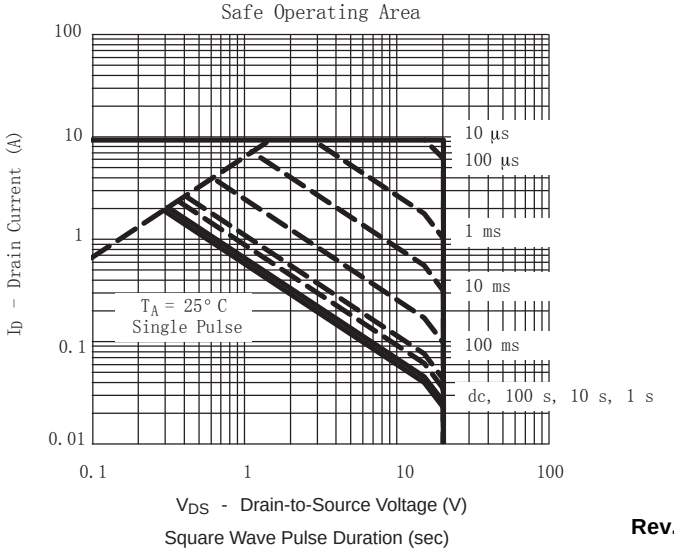

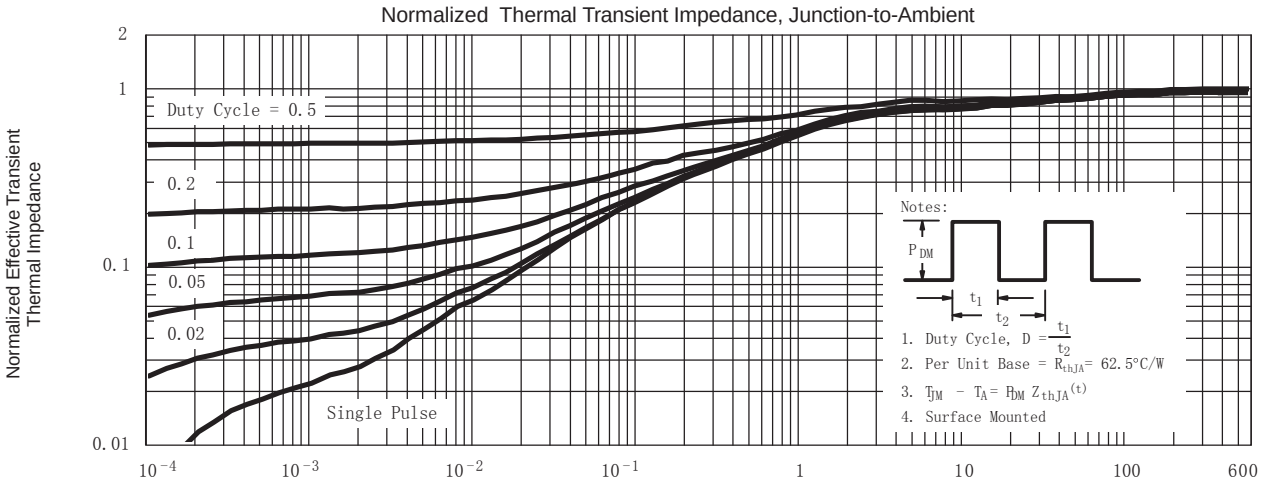
Normalized Thermal Transient Impedance, Junction-to-Ambient
Normalized Effective Transient Thermal Impedance
2
1
0.1
0.01
Duty Cycle = 0.5
0.2
0.1
0.05
0.02
Single Pulse
Notes:
P DM
t1
t2
1. Duty Cycle, D = t1/t2
2. Per Unit Base = RthJA= 62.5°C/W
3. TJM - TA= PDM ZthJA(t)
4. Surface Mounted
10-4
10-3
10-2
10-1
1
10
100
600

ENTEGRECİ

Bu belge www.entegreci.com üzerinden sunulmaktadır.

Elektronik komponent tedarikinde Entegreci

Entegreci, Eskişehir merkezli, Türkiye geneline satış yapan bir elektronik komponent mağazasıdır. Entegreler (IC), mikrodenetleyiciler, transistörler, diyotlar, pasif elemanlar, konnektörler, modüller ve geliştirme kartları tek adetten seri üretim adetlerine kadar satılır. Ürün sayfalarında güncel stok durumunu, fiyatı ve datasheet bağlantısını bulabilirsiniz.

Parça koduyla arama

Üretici parça numarasını yazın; stok ve fiyatı hemen görün.

www.entegreci.com

Ürün kategorileri

Entegreden kapasitöre tüm elektronik komponent kategorileri.

Kategorilere göz atın

Üreticiler

Aradığınız üreticinin ürünlerini tek sayfada inceleyin.

Üreticileri görün

Toplu alım ve teklif

Listede olmayan ya da yüksek adetli parçalar için teklif isteyin.

Teklif isteyin

www.entegreci.com | **destek@entegreci.com** | **0850 305 90 34**

Entegreci is an online electronic components store based in Türkiye. Search by manufacturer part number to see stock, prices and datasheets for integrated circuits, microcontrollers, transistors, passive components and connectors, or request a quote for parts that are not listed.

Bu sayfa Entegreci tarafından eklenmiştir. Belgenin önceki sayfaları asıl yayıncısına aittir ve içeriği değiştirilmemiştir; en güncel sürüm için belgenin yayıncısına başvurun.