PT2312

PUOLOP 迪浦

20V N-Channel Enhancement Mode MOSFET

VDS= 20V

RDS(ON), Vgs@4.5V, Ids@5.0A < 31mΩ

RDS(ON), Vgs@2.5V, Ids@4.5A < 37mΩ

RDS(ON), Vgs@1.8V, Ids@3.9A < 85mΩ

Features

Advanced trench process technology

High Density Cell Design For Ultra Low On-Resistance

Package Dimensions

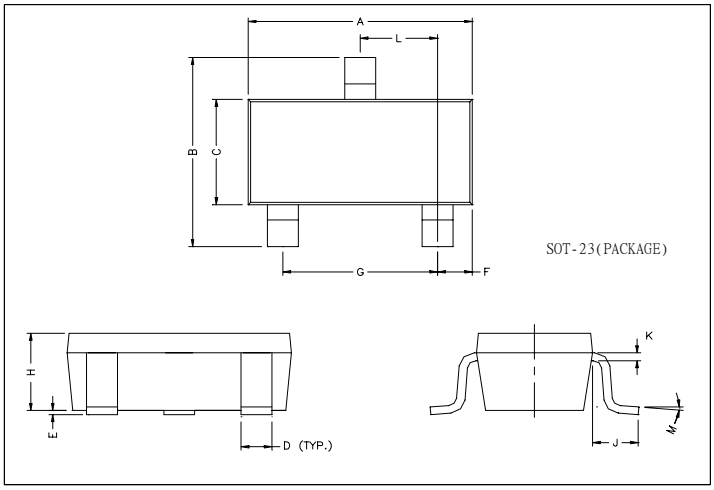

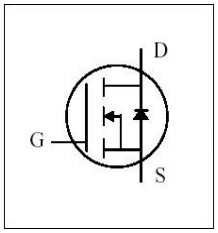

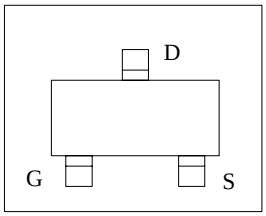

REF.	Millimeter		REF.	Millimete	
	Min.	Max.		Min.	Max.
A	2.80	3.00	G	1.80	2.00
B	2.30	2.50	H	0.90	1.1
C	1.20	1.40	K	0.10	0.20
D	0.30	0.50	J	0.35	0.70
E	0	0.10	L	0.92	0.98
F	0.45	0.55	M	0°	10°

Maximum Ratings and Thermal Characteristics (TA = 25oC unless otherwise noted)

Parameter		**Symbol**	**Limit**	**Unit**
Drain-Source Voltage		V_{DS}	20	V
Gate-Source Voltage		V_{GS}	± 8	
Continuous Drain Current		I_D	5.0	A
Pulsed Drain Current		I_{DM}	15	
Maximum Power Dissipation	TA = 25°C	P_D	0.75	W
	TA = 75°C		0.48	
Operating Junction and Storage Temperature Range		T_J, T_{stg}	-55 to 150	°C
Junction-to-Ambient Thermal Resistance (PCB mounted)		$R_{\theta JA}$	140	°C/W

ELECTRICAL CHARACTERISTICS

Parameter	Symbol	Test Condition	Min.	Typ.	Miax.	Unit
Static						
Drain-Source Breakdown Voltage	BV_{DSS}	V_{GS} = 0V, I_D = 250uA	20			V
Drain-Source On-State Resistance	$R_{DS(on)}$	V_{GS} = 4.5V, I_D = 5.0A		21.0	31.0	mΩ
Drain-Source On-State Resistance	$R_{DS(on)}$	V_{GS} = 2.5V, I_D = 4.5A		24.0	37.0	
Drain-Source On-State Resistance	$R_{DS(on)}$	V_{GS} = 1.8V, I_D = 4.0A		50.0	85.0	
Gate Threshold Voltage	$V_{GS(th)}$	V_{DS} =V_{GS}, I_D = 250uA	0.4		1	V
Zero Gate Voltage Drain Current	I_{DSS}	V_{DS} = 20V, V_{GS} = 0V			1	uA
Gate Body Leakage	I_{GSS}	V_{GS} = ± 8V, V_{DS} = 0V			± 100	nA
Forward Transconductance	g_{fs}	V_{DS} = 15V, I_D = 5.0A		40	__	S
Dynamic						
Total Gate Charge	Q_g	V_{DS} = 10V, I_D = 5.0A V_{GS} = 4.5V		11.2		nC
Gate-Source Charge	Q_{gs}			1.4		
Gate-Drain Charge	Q_{gd}			2.2		
Turn-On Delay Time	$t_{d(on)}$	V_{DD} = 10V, RL=10Ω I_D = 1A, V_{GEN} = 4.5V R_G = 6Ω		15		ns
Turn-On Rise Time	t_r			40		
Turn-Off Delay Time	$t_{d(off)}$			48		
Turn-Off Fall Time	t_f			31		
Input Capacitance	C_{iss}	V_{DS} = 8V, V_{GS} = 0V f = 1.0 MHz		500		pF
Output Capacitance	C_{oss}			300		
Reverse Transfer Capacitance	C_{rss}			140		
Source-Drain Diode						
Max. Diode Forward Current	I_S				1.7	A
Diode Forward Voltage	V_{SD}	I_S = 1.8A, V_{GS} = 0V			1.2	V

Note: Pulse test: pulse width <= 300us, duty cycle<= 2%

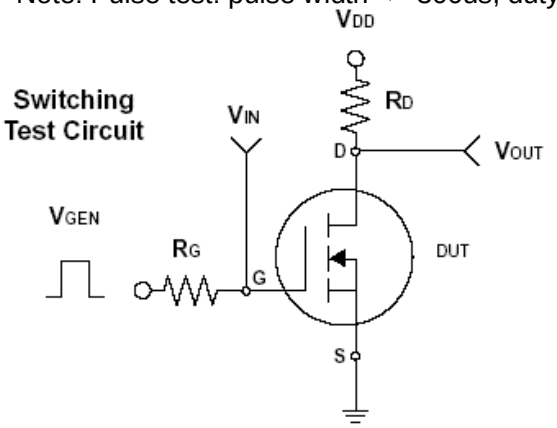

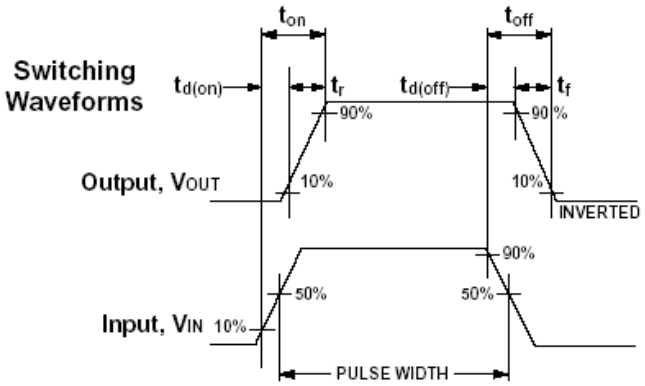

Typical Characteristics (T_J =25℃ Noted)

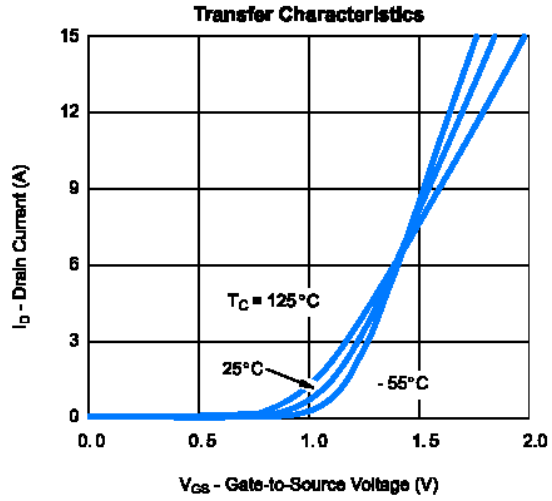

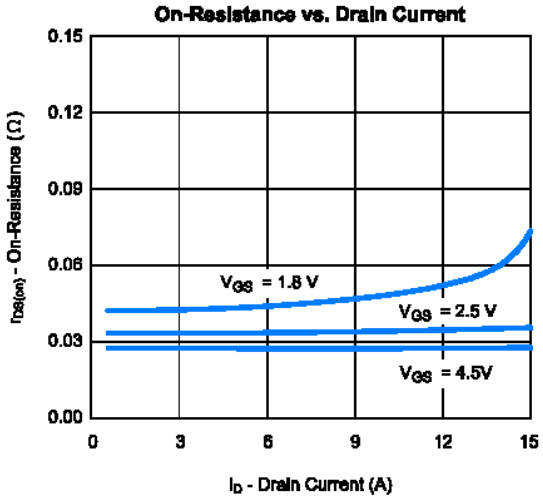

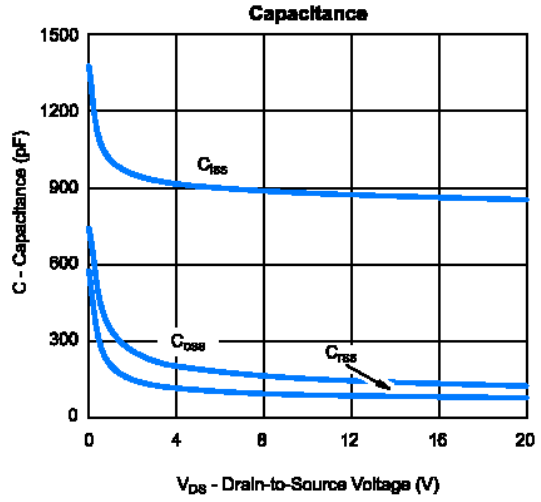

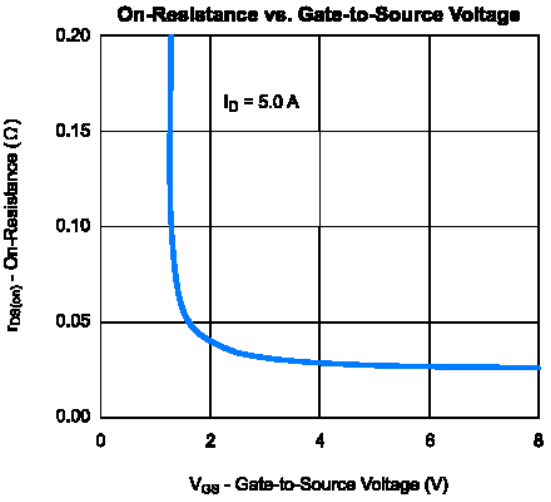

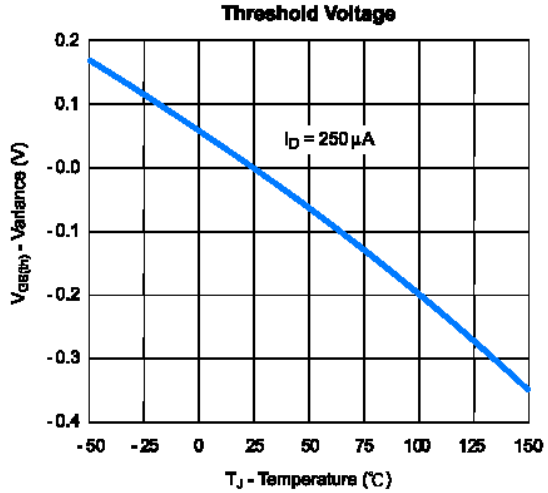

ENTEGRECİ

Bu belge www.entegreci.com üzerinden sunulmaktadır.

Elektronik komponent tedarikinde Entegreci

Entegreci, Eskişehir merkezli, Türkiye geneline satış yapan bir elektronik komponent mağazasıdır. Entegreler (IC), mikrodenetleyiciler, transistörler, diyotlar, pasif elemanlar, konnektörler, modüller ve geliştirme kartları tek adetten seri üretim adetlerine kadar satılır. Ürün sayfalarında güncel stok durumunu, fiyatı ve datasheet bağlantısını bulabilirsiniz.

Parça koduyla arama

Üretici parça numarasını yazın; stok ve fiyatı hemen görün.

www.entegreci.com

Ürün kategorileri

Entegreden kapasitöre tüm elektronik komponent kategorileri.

Kategorilere göz atın

Üreticiler

Aradığınız üreticinin ürünlerini tek sayfada inceleyin.

Üreticileri görün

Toplu alım ve teklif

Listede olmayan ya da yüksek adetli parçalar için teklif isteyin.

Teklif isteyin

www.entegreci.com | **destek@entegreci.com** | **0850 305 90 34**

Entegreci is an online electronic components store based in Türkiye. Search by manufacturer part number to see stock, prices and datasheets for integrated circuits, microcontrollers, transistors, passive components and connectors, or request a quote for parts that are not listed.

Bu sayfa Entegreci tarafından eklenmiştir. Belgenin önceki sayfaları asıl yayıncısına aittir ve içeriği değiştirilmemiştir; en güncel sürüm için belgenin yayıncısına başvurun.