PT2301B

PUOLOP 迪浦

-20V P-Channel Enhancement Mode MOSFET

VDS= -20V

RDS(ON), Vgs@-4.5V, Ids@-2.3A ＜130mΩ

RDS(ON), Vgs@-2.5V, Ids@-2.0A ＜190mΩ

Features

Advanced trench process technology

High Density Cell Design For Ultra Low On-Resistance

Package Dimensions

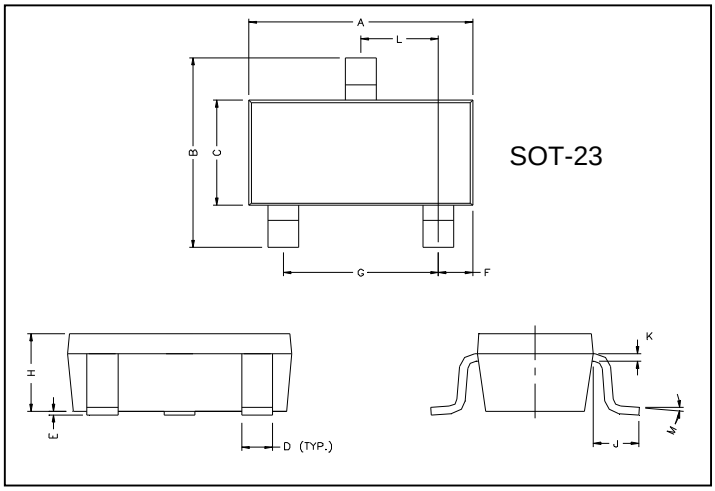

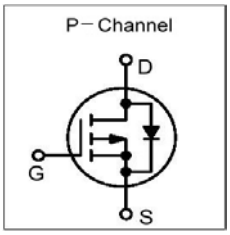

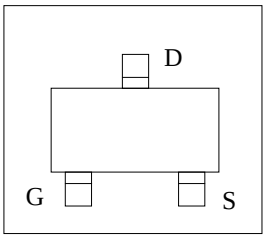

REF.	Millimeter		REF.	Millimete	
	Min.	Max.		Min.	Max.
A	2.80	3.00	G	1.80	2.00
B	2.30	2.50	H	0.90	1.1
C	1.20	1.40	K	0.10	0.20
D	0.30	0.50	J	0.35	0.70
E	0	0.10	L	0.92	0.98
F	0.45	0.55	M	0°	10°

Maximum Ratings and Thermal Characteristics (TA = 25oC unless otherwise noted)

Parameter		**Symbol**	**Limit**	**Unit**
Drain-Source Voltage		V_{DS}	-20	V
Gate-Source Voltage		V_{GS}	±8	
Continuous Drain Current		I_D	-2.3	A
Pulsed Drain Current [1]		I_{DM}	-8	
Maximum Power Dissipation [2]	TA = 25°C	P_D	1.25	W
	TA = 75°C		0.8	
Operating Junction and Storage Temperature Range		T_J, T_{stg}	-55 to 150	°C
Junction-to-Ambient Thermal Resistance (PCB mounted) [2]		R_{thJA}	100	°C/W
Junction-to-Ambient Thermal Resistance (PCB mounted) [3]			166	

Notes

1) Pulse width limited by maximum junction temperature.
2) Surface Mounted on FR4 Board, t ≤ 5 sec.
3) Surface Mounted on FR4 Board.

ELECTRICAL CHARACTERISTICS

Parameter	Symbol	**Test Condition**	Min.	Typ.	Max.	Unit
Static						
Drain-Source Breakdown Voltage	BV_{DSS}	V_{GS} = 0V, I_D = -250uA	-20			V
Drain-Source On-State Resistance[1)]	$R_{DS(on)}$	V_{GS} = -4.5V, I_D = -2.3A		105	130	mΩ
		V_{GS} = -2.5V, I_D = -2.0A		145	190	
Gate Threshold Voltage	$V_{GS(th)}$	V_{DS} =V_{GS}, I_D = -250uA	-0.45			V
Zero Gate Voltage Drain Current 0	I_{DSS}	V_{DS} = -16V, V_{GS} = 0V			-1	uA
		V_{DS} = -16V, V_{GS} = 0V TJ=55°C			-10	
Gate Body Leakage	I_{GSS}	V_{GS} = ± 8V, V_{DS} = 0V			±100	nA
Forward Transconductance[1)]	g_{fs}	V_{DS} = -5V, I_D = -2.3A		6.5	—	S
Dynamic						
Total Gate Charge	Q_g	V_{DS} = -6V, I_D ≅ -2.3A V_{GS} = -4.5V		5.8		nC
Gate-Source Charge	Q_{gs}			0.85		
Gate-Drain Charge	Q_{gd}			1.7		
Turn-On Delay Time	$t_{d(on)}$	V_{DD} = -6V, RL=6Ω I_D ≅ -1.A, V_{GEN} = -4.5V R_G = 6Ω		13		ns
Turn-On Rise Time	t_r			36		
Turn-Off Delay Time	$t_{d(off)}$			42		
Turn-Off Fall Time	t_f			34		
Input Capacitance	C_{iss}	V_{DS} = -6V, V_{GS} = 0V f = 1.0 MHz		415		pF
Output Capacitance	C_{oss}			223		
Reverse Transfer Capacitance	C_{rss}			87		
Source-Drain Diode						
Max. Diode Forward Current	I_S				-1.6	A
Diode Forward Voltage	V_{SD}	I_S = -1.0A, V_{GS} = 0V		-0.8	-1.2	V

[1)] Pulse test: pulse width <= 300us, duty cycle<= 2%

Output Characteristics

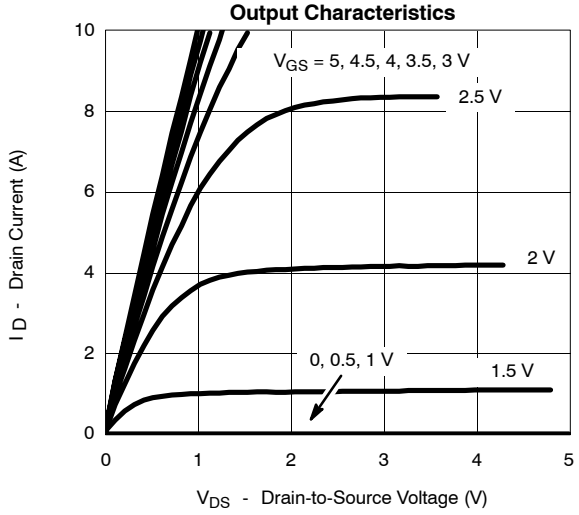

Transfer Characteristics

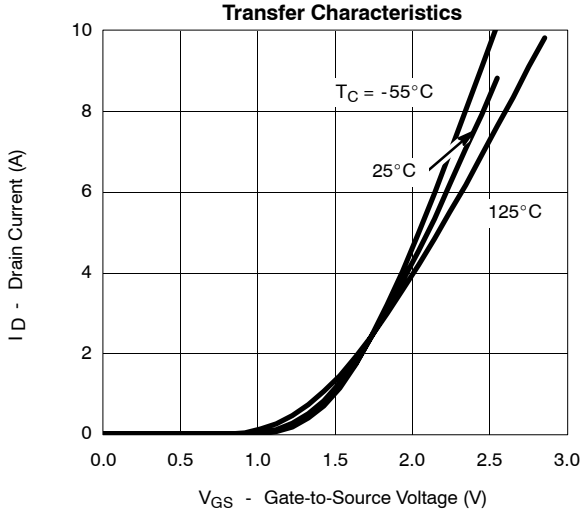

On-Resistance vs. Drain Current

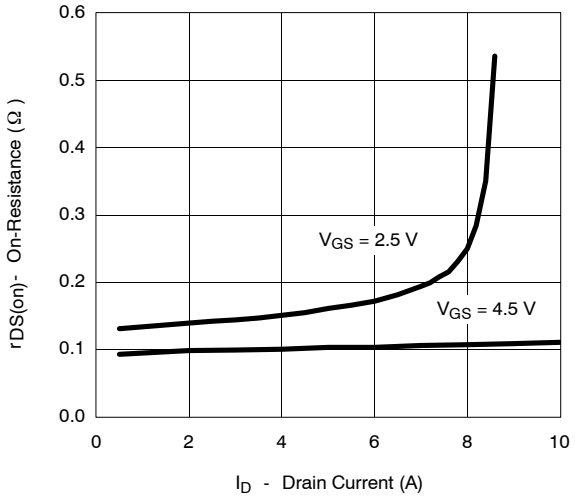

Capacitance

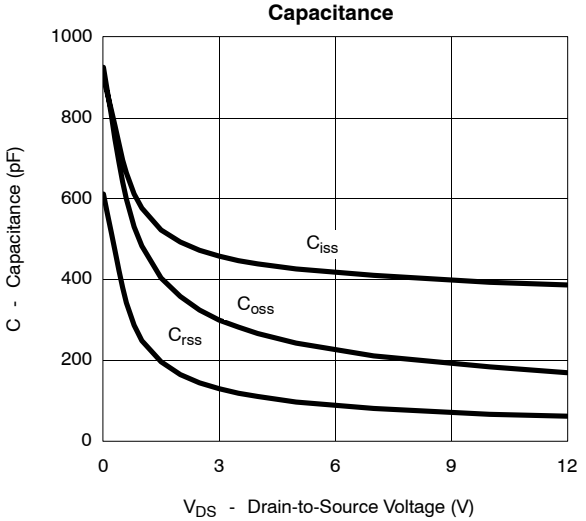

Gate Charge

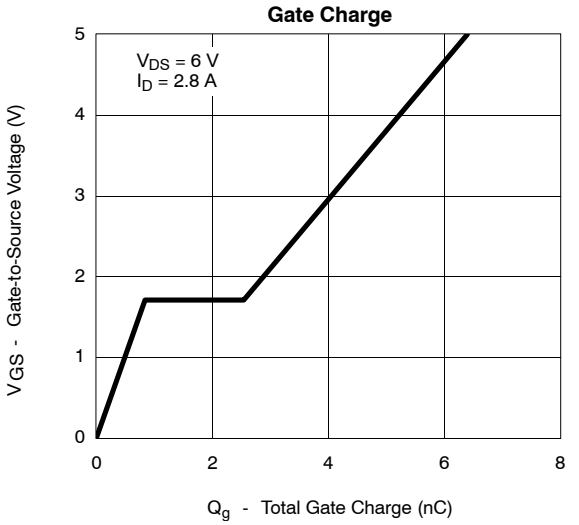

On-Resistance vs. Junction Temperature

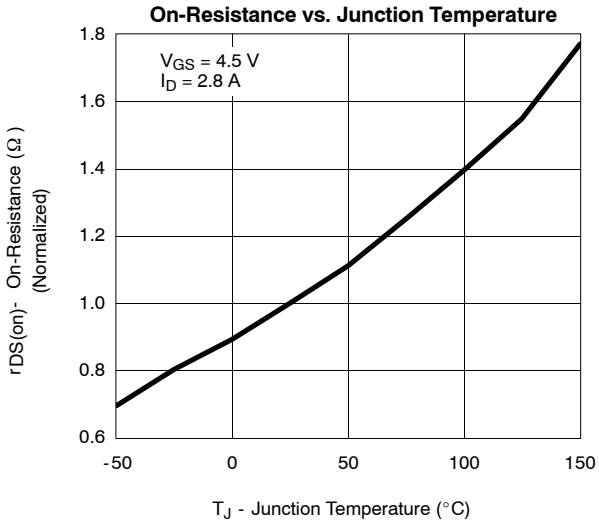

Source-Drain Diode Forward Voltage

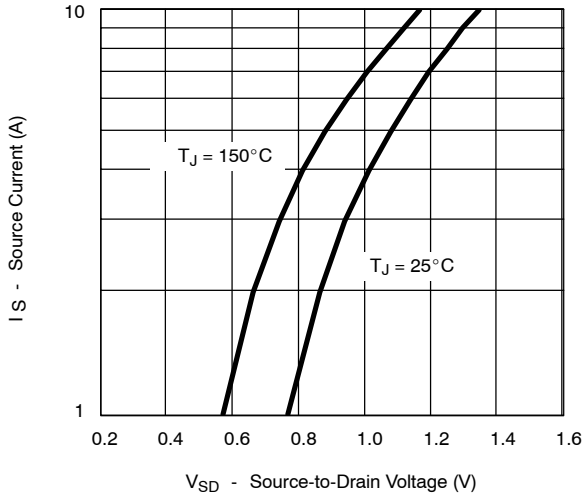

On-Resistance vs. Gate-to-Source Voltage

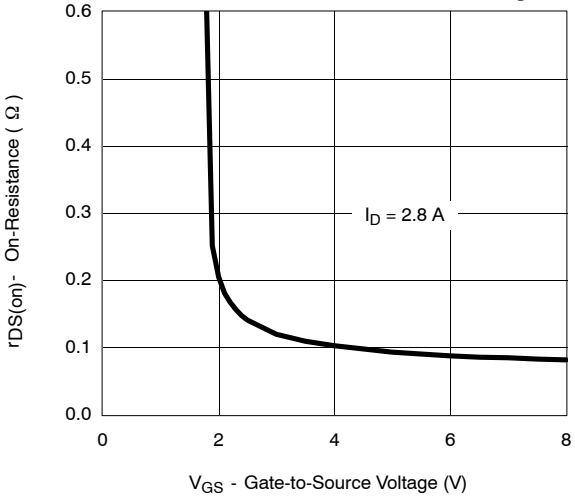

Threshold Voltage

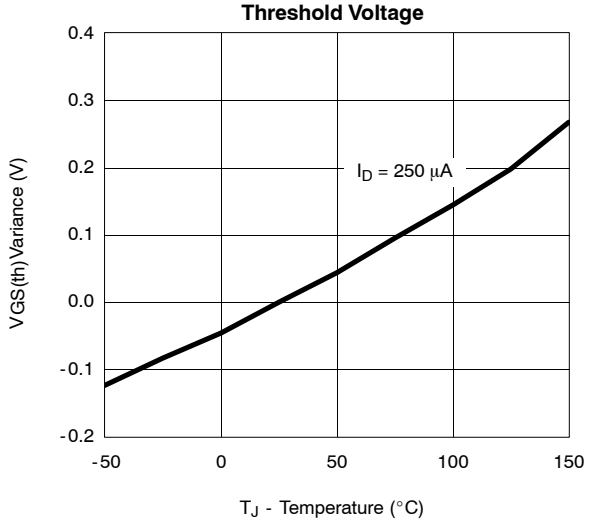

Single Pulse Power

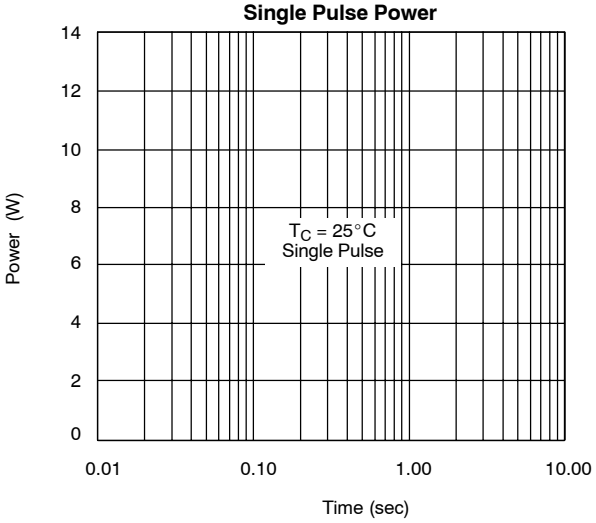

Normalized Thermal Transient Impedance, Junction-to-Ambient

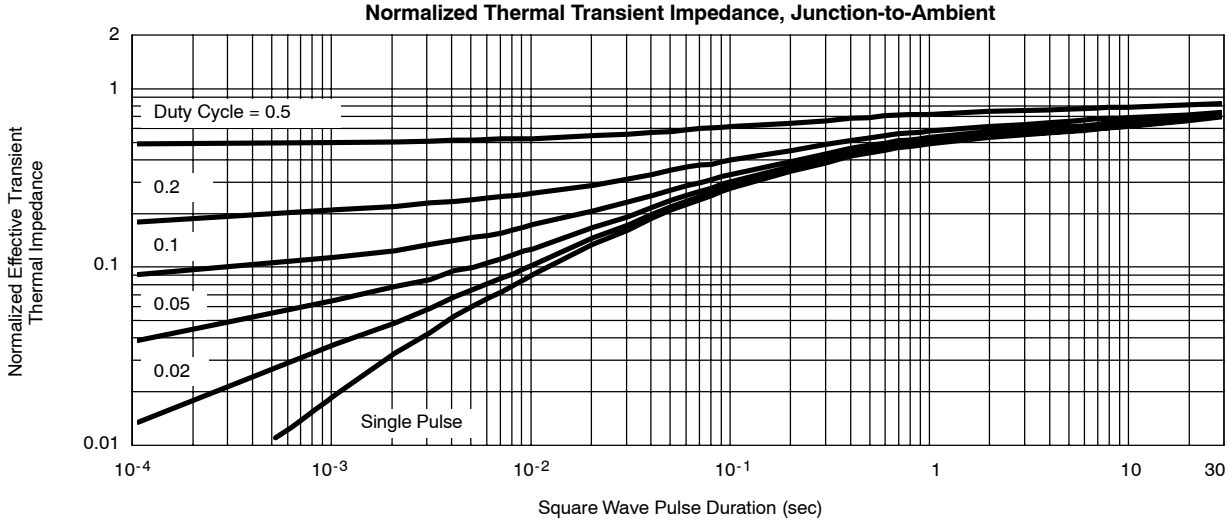

ENTEGRECİ

Bu belge www.entegreci.com üzerinden sunulmaktadır.

Elektronik komponent tedarikinde Entegreci

Entegreci, Eskişehir merkezli, Türkiye geneline satış yapan bir elektronik komponent mağazasıdır. Entegreler (IC), mikrodenetleyiciler, transistörler, diyotlar, pasif elemanlar, konnektörler, modüller ve geliştirme kartları tek adetten seri üretim adetlerine kadar satılır. Ürün sayfalarında güncel stok durumunu, fiyatı ve datasheet bağlantısını bulabilirsiniz.

Parça koduyla arama

Üretici parça numarasını yazın; stok ve fiyatı hemen görün.

www.entegreci.com

Ürün kategorileri

Entegreden kapasitöre tüm elektronik komponent kategorileri.

Kategorilere göz atın

Üreticiler

Aradığınız üreticinin ürünlerini tek sayfada inceleyin.

Üreticileri görün

Toplu alım ve teklif

Listede olmayan ya da yüksek adetli parçalar için teklif isteyin.

Teklif isteyin

www.entegreci.com | **destek@entegreci.com** | **0850 305 90 34**

Entegreci is an online electronic components store based in Türkiye. Search by manufacturer part number to see stock, prices and datasheets for integrated circuits, microcontrollers, transistors, passive components and connectors, or request a quote for parts that are not listed.

Bu sayfa Entegreci tarafından eklenmiştir. Belgenin önceki sayfaları asıl yayıncısına aittir ve içeriği değiştirilmemiştir; en güncel sürüm için belgenin yayıncısına başvurun.