NIKO-SEM

N-Channel Enhancement Mode Field Effect Transistor

P5506BDA

TO-252

Halogen-Free & Lead-Free

RoHS Compliant

PRODUCT SUMMARY

$V_{(BR)DSS}$	$R_{DS(ON)}$	I_D
60V	55mΩ	15A

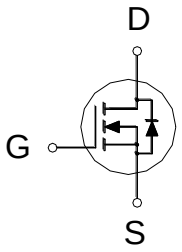

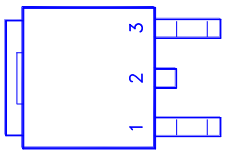

1. GATE
2. DRAIN
3. SOURCE

ABSOLUTE MAXIMUM RATINGS (T_A = 25 °C Unless Otherwise Noted)

PARAMETERS/TEST CONDITIONS		SYMBOL	LIMITS	UNITS
Drain-Source Voltage		V_{DS}	60	V
Gate-Source Voltage		V_{GS}	±20	V
Continuous Drain Current	T_C = 25 °C	I_D	15	A
	T_C = 100 °C		9.5	
Pulsed Drain Current[1]		I_{DM}	30	
Avalanche Current		I_{AS}	14.7	
Avalanche Energy	L = 0.1mH	E_{AS}	10.8	mJ
Power Dissipation	T_C = 25 °C	P_D	27	W
	T_C = 100 °C		11	
Junction & Storage Temperature Range		T_J, T_{stg}	-55 to 150	°C

THERMAL RESISTANCE RATINGS

THERMAL RESISTANCE	SYMBOL	TYPICAL	MAXIMUM	UNITS
Junction-to-Case	$R_{\theta JC}$		4.5	°C / W
Junction-to-Ambient	$R_{\theta JA}$		62.5	

[1]Pulse width limited by maximum junction temperature.

ELECTRICAL CHARACTERISTICS (T_J = 25 °C, Unless Otherwise Noted)

PARAMETER	SYMBOL	TEST CONDITIONS	LIMITS			UNIT
			MIN	TYP	MAX	
STATIC						
Drain-Source Breakdown Voltage	$V_{(BR)DSS}$	V_{GS} = 0V, I_D = 250μA	60			V
Gate Threshold Voltage	$V_{GS(th)}$	V_{DS} = V_{GS}, I_D = 250μA	1.3	1.75	2.3	
Gate-Body Leakage	I_{GSS}	V_{DS} = 0V, V_{GS} = ±20V			±100	nA
Zero Gate Voltage Drain Current	I_{DSS}	V_{DS} = 48V, V_{GS} = 0V			1	μA
		V_{DS} = 40V, V_{GS} = 0V, T_J = 125 °C			10	

Drain-Source On-State Resistance[1]	$R_{DS(ON)}$	V_{GS} = 4.5V, I_D = 8A		49	72	mΩ
		V_{GS} = 10V, I_D = 10A		43	55	
Forward Transconductance[1]	g_{fs}	V_{DS} = 5V, I_D = 10A		20		S
DYNAMIC						
Input Capacitance	C_{iss}	V_{GS} = 0V, V_{DS} = 25V, f = 1MHz		376		pF
Output Capacitance	C_{oss}			54		
Reverse Transfer Capacitance	C_{rss}			37		
Gate Resistance	R_g	V_{GS} = 0V, V_{DS} = 0V, f = 1MHz		1.6		Ω
Total Gate Charge[2]	Q_g (V_{GS} = 10V)	V_{DS} = 30V , V_{GS} = 10V , I_D = 10A		10		nC
	Q_g (V_{GS} = 4.5V)			6		
Gate-Source Charge[2]	Q_{gs}			1.2		
Gate-Drain Charge[2]	Q_{gd}			3.9		
Turn-On Delay Time[2]	$t_{d(on)}$	V_{DS} = 30V $I_D \cong$ 10A, V_{GS} = 10V, R_{GEN} =6Ω		9.5		nS
Rise Time[2]	t_r			36		
Turn-Off Delay Time[2]	$t_{d(off)}$			21		
Fall Time[2]	t_f			60		
SOURCE-DRAIN DIODE RATINGS AND CHARACTERISTICS (T_J = 25 °C)						
Continuous Current	I_S				15	A
Forward Voltage[1]	V_{SD}	I_F = 10A, V_{GS} = 0V			1.2	V
Reverse Recovery Time	t_{rr}	I_F = 10A, dI_F/dt = 100A / μS		18		nS
Reverse Recovery Charge	Q_{rr}			7		nC

[1]Pulse test : Pulse Width ≤ 300 μsec, Duty Cycle ≤ 2%.
[2]Independent of operating temperature.

Output Characteristics

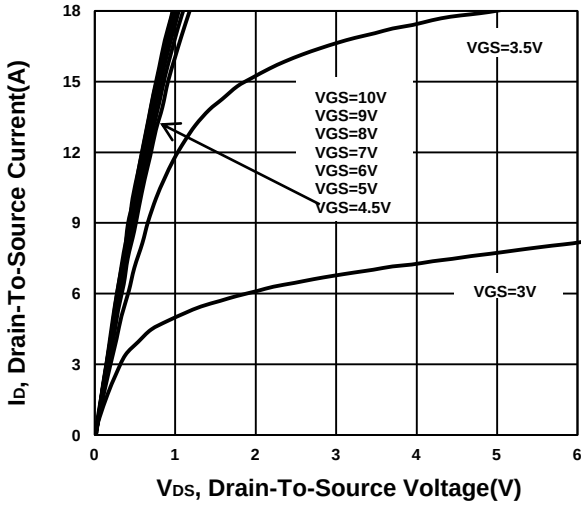

Transfer Characteristics

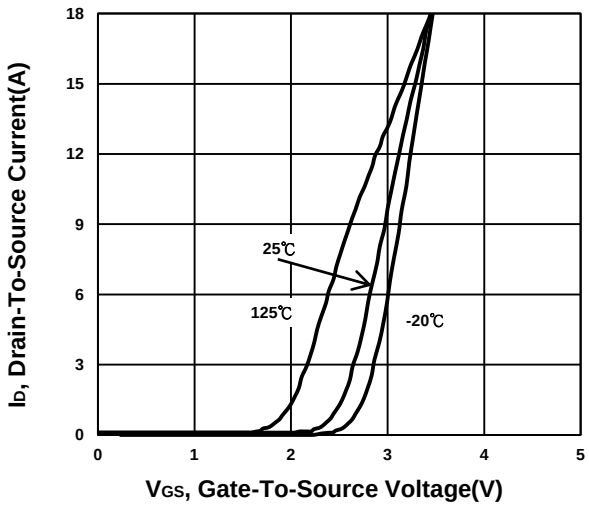

Gate charge Characteristics

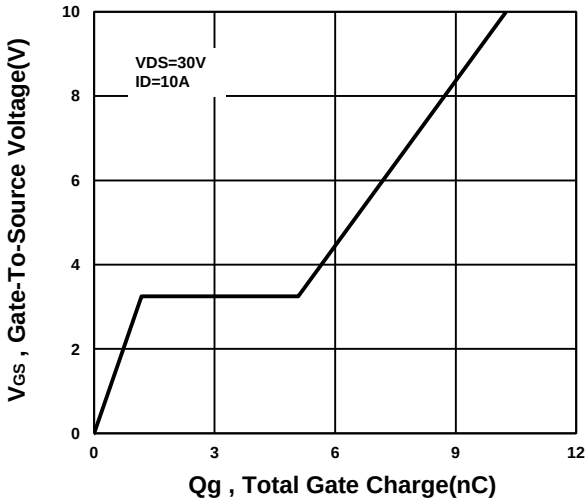

Capacitance Characteristic

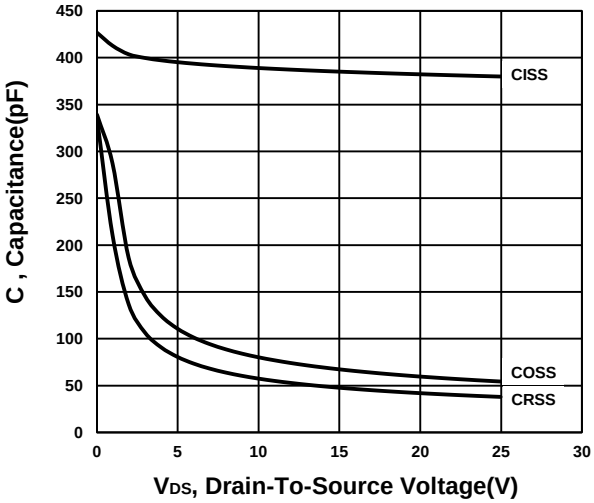

On-Resistance VS Gate-To-Source Voltage

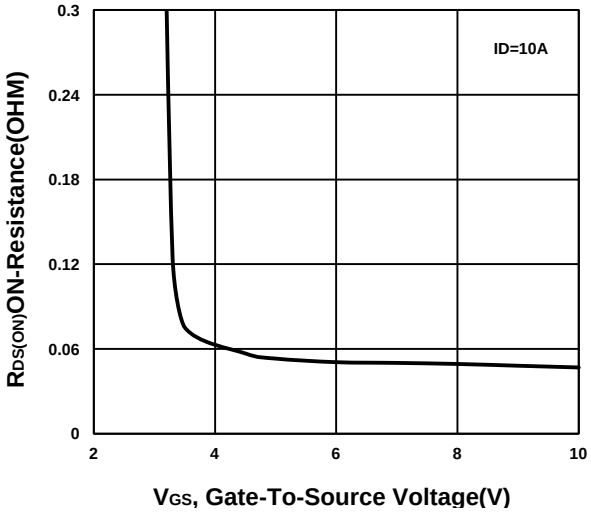

On-Resistance VS Drain Current

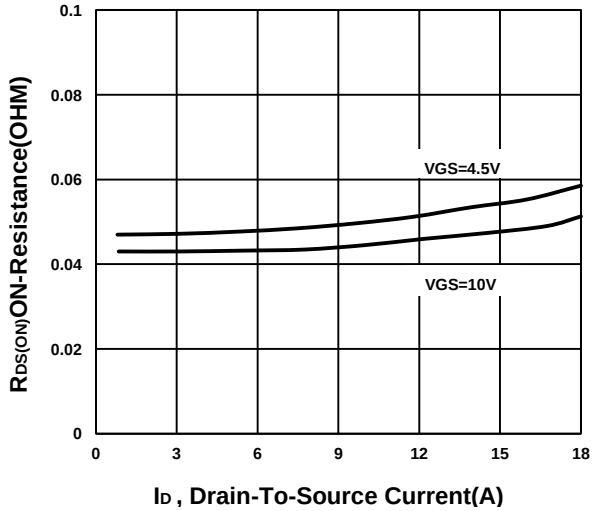

On-Resistance VS Temperature

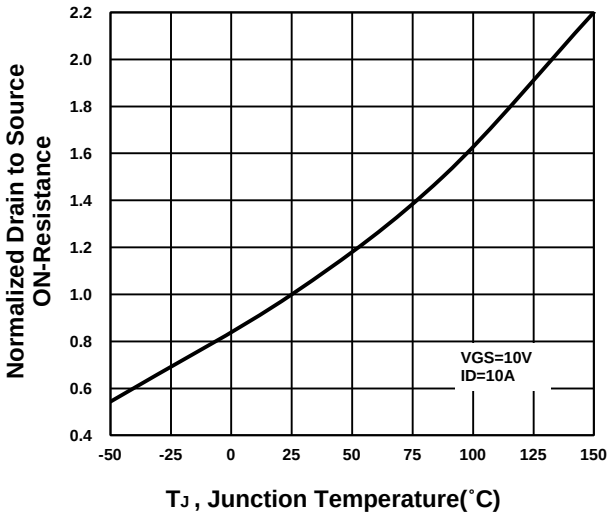

Source-Drain Diode Forward Voltage

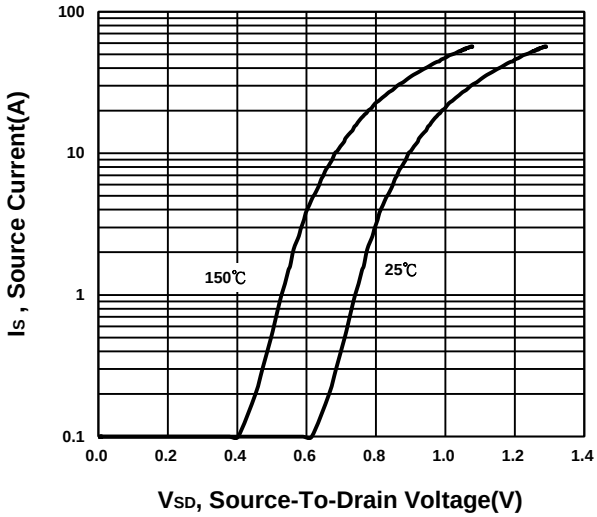

Safe Operating Area

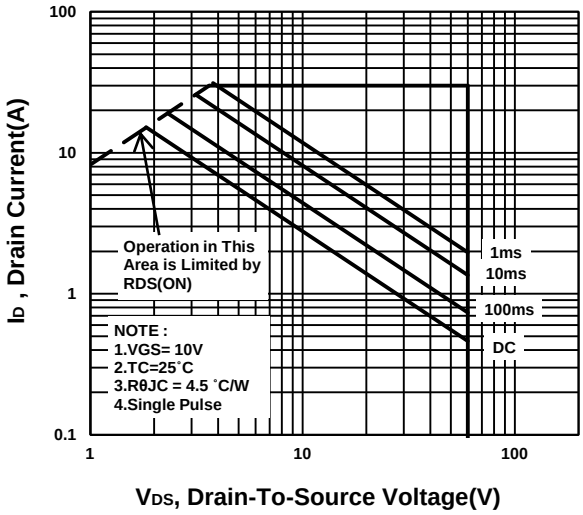

Single Pulse Maximum Power Dissipation

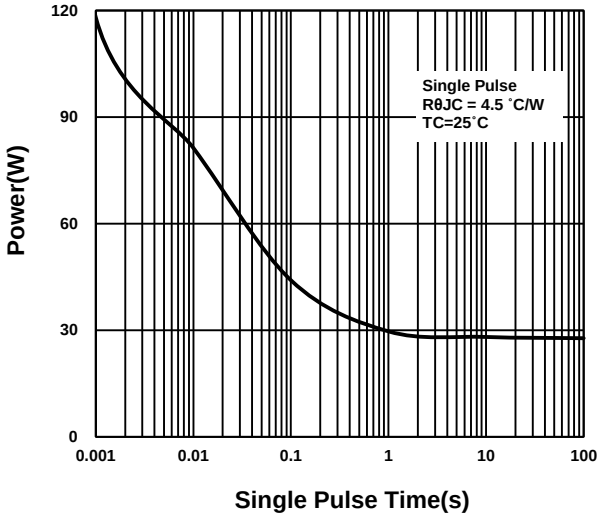

Transient Thermal Response Curve

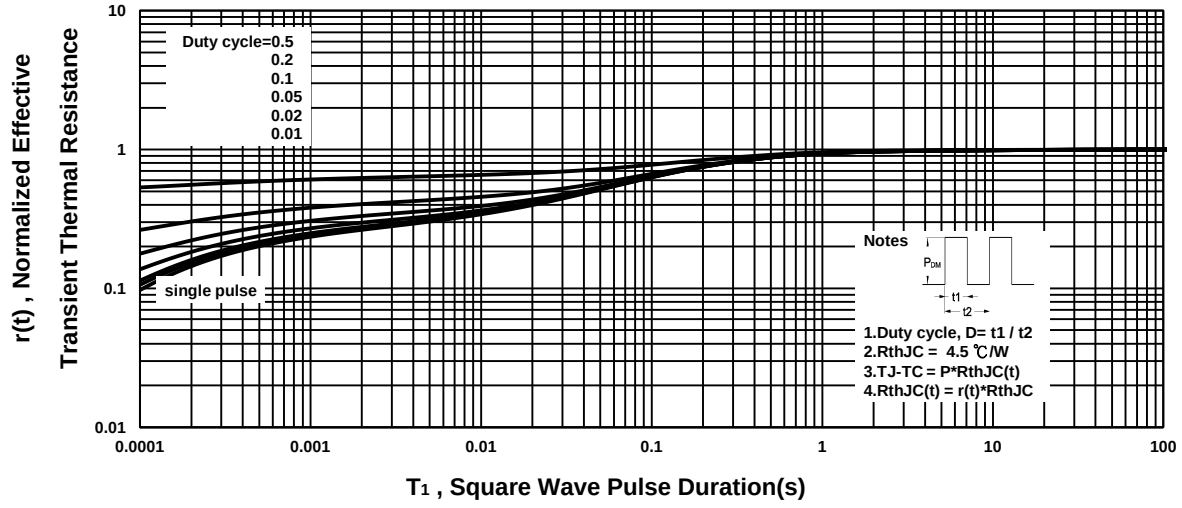

ENTEGRECİ

Bu belge www.entegreci.com üzerinden sunulmaktadır.

Elektronik komponent tedarikinde Entegreci

Entegreci, Eskişehir merkezli, Türkiye geneline satış yapan bir elektronik komponent mağazasıdır. Entegreler (IC), mikrodenetleyiciler, transistörler, diyotlar, pasif elemanlar, konnektörler, modüller ve geliştirme kartları tek adetten seri üretim adetlerine kadar satılır. Ürün sayfalarında güncel stok durumunu, fiyatı ve datasheet bağlantısını bulabilirsiniz.

Parça koduyla arama

Üretici parça numarasını yazın; stok ve fiyatı hemen görün.

www.entegreci.com

Ürün kategorileri

Entegreden kapasitöre tüm elektronik komponent kategorileri.

Kategorilere göz atın

Üreticiler

Aradığınız üreticinin ürünlerini tek sayfada inceleyin.

Üreticileri görün

Toplu alım ve teklif

Listede olmayan ya da yüksek adetli parçalar için teklif isteyin.

Teklif isteyin

www.entegreci.com | **destek@entegreci.com** | **0850 305 90 34**

Entegreci is an online electronic components store based in Türkiye. Search by manufacturer part number to see stock, prices and datasheets for integrated circuits, microcontrollers, transistors, passive components and connectors, or request a quote for parts that are not listed.

Bu sayfa Entegreci tarafından eklenmiştir. Belgenin önceki sayfaları asıl yayıncısına aittir ve içeriği değiştirilmemiştir; en güncel sürüm için belgenin yayıncısına başvurun.