1200V, 80 mΩ N-Channel mSiC™ MOSFET

MSC080SMA120J

Product Overview

1200V, 80 mΩ typical at V_{GS} = 20V, 90 mΩ typical at V_{GS} = 18V, Silicon Carbide (SiC) N-Channel MOSFET, SOT-227.

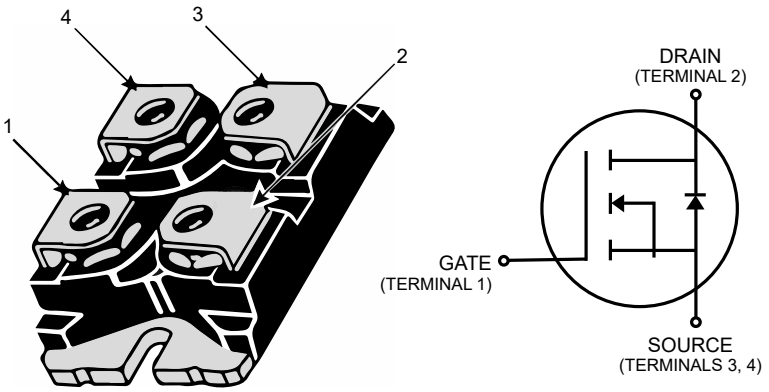

Features

- Low capacitances and low gate charge
- Fast switching speed due to low internal gate resistance (ESR)
- Stable operation at high junction temperature, $T_{J(max)}$ = 175 °C
- Fast and reliable body diode
- Superior avalanche ruggedness
- RoHS compliant
- Isolated voltage to 2500V, UL certified file E145592

Benefits

- High efficiency to enable lighter and more compact system
- Simple to drive and easy to parallel
- Improved thermal capabilities and lower switching losses
- Eliminates the need for external freewheeling diode
- Lower system cost of ownership

Applications

- Photovoltaic (PV) inverter, converter, and industrial motor drives
- Smart grid transmission and distribution
- Induction heating and welding
- Hybrid Electric Vehicle (HEV) powertrain and Electric Vehicle (EV) charger
- Power supply and distribution

© 2024 Microchip Technology Inc. and its subsidiaries

1. Device Specifications

This section shows the specifications of this device.

1.1 Absolute Maximum Ratings

The following table shows the absolute maximum ratings of this device.

Table 1-1. Absolute Maximum Ratings

Symbol	Parameter	Ratings	Unit
V_{DSS}	Drain source voltage	1200	V
I_D	Continuous drain current at T_C = 25 °C	34	A
	Continuous drain current at T_C = 100 °C	24	
I_{DM}	Pulsed drain current[1]	111	
V_{GS}	Gate-source voltage	23 to –10	V
	Transient gate-source voltage	25 to –12	
P_D	Total power dissipation at T_C = 25 °C	165	W
	Linear derating factor	1	W/°C

Note:

1. Repetitive rating: pulse width and case temperature are limited by the maximum junction temperature.

The following table shows the thermal and mechanical characteristics of this device.

Table 1-2. Thermal and Mechanical Characteristics

Symbol	Characteristic/Test Conditions	Min.	Typ.	Max.	Unit
$R_{\theta JC}$	Junction-to-case thermal resistance	—	0.7	0.91	°C/W
T_J	Operating junction temperature	–55	—	175	°C
T_{STG}	Storage temperature	–55	—	150	
$V_{ISOLATION}$	RMS voltage (50 Hz–60 Hz sinusoidal waveform from terminals to mounting base for 1 minute)	2500	—	—	V
τ_M	Mounting torque, M3 screw for heat sink attachment (requires 2, not included)	—	0.8	—	N·m
τ_T	Terminal screw torque, M4 screw (4 included)	—	—	1.1	N·m
Wt	Package weight	—	29.2	—	g

ESD practices should comply with JESD-625.

1.2 Electrical Performance

The following table shows the static characteristics of this device. T_J = 25 °C unless otherwise specified.

Table 1-3. Static Characteristics

Symbol	Characteristic	Test Conditions	Min.	Typ.	Max.	Unit
$V_{(BR)DSS}$	Drain-source breakdown voltage	V_{GS} = 0V, I_D = 100 µA	1200	—	—	V
$R_{DS(on)}$	Drain-source on resistance[1]	V_{GS} = 20V, I_D = 15A	—	80	100	mΩ
		V_{GS} = 18V, I_D = 15A	—	90	—	
$V_{GS(th)}$	Gate-source threshold voltage	V_{GS} = V_{DS}, I_D = 1 mA	1.9	3.0	5.0	V
I_{DSS}	Zero gate voltage drain current	V_{DS} = 1200V, V_{GS} = 0V	—	0.2	30	µA
		V_{DS} = 1200V, V_{GS} = 0V, T_J = 175 °C	—	2	—	
I_{GSS}	Gate-source leakage current	V_{GS} = 20V/–10V	—	—	±100	nA

© 2024 Microchip Technology Inc. and its subsidiaries

Note:

1. Pulse test: pulse width < 380 µs, duty cycle < 2%.

The following table shows the dynamic characteristics of this device. T_J = 25 °C unless otherwise specified. The dynamic characteristics are characterized, not 100% tested, at the recommended operating V_{GS} = 20V/–5V.

Table 1-4. Dynamic Characteristics

Symbol	Characteristic	Test Conditions	Min.	Typ.	Max.	Unit
C_{iss}	Input capacitance	V_{GS} = 0V V_{DD} = 1000V V_{AC} = 25 mV ƒ = 200 kHz	—	1031	—	pF
C_{rss}	Reverse transfer capacitance		—	6	—	
C_{oss}	Output capacitance		—	92	—	
Q_G	Total gate charge	V_{GS} = –5V/20V V_{DD} = 800V I_D = 15A	—	64	—	nC
Q_{GS}	Gate-source charge		—	12	—	
Q_{GD}	Gate-drain charge		—	19	—	
$t_{d(on)}$	Turn-on delay time	V_{DD} = 850V V_{GS} = –5V/20V I_D = 20A $R_{G(ext)}$ = 4Ω Freewheeling diode = MSC080SMA120J (V_{GS} = –5V); reference Figure 1-19	—	14	—	ns
t_r	Voltage rise time		—	13	—	
$t_{d(off)}$	Turn-off delay time		—	19	—	
t_f	Voltage fall time		—	13	—	
E_{on}	Turn-on switching energy		—	350	—	µJ
E_{off}	Turn-off switching energy		—	62	—	
ESR	Gate equivalent series resistance	f = 1 MHz, 25 mV, drain short	—	1.9	—	Ω
SCWT	Short circuit withstand time	V_{DS} = 960V, V_{GS} = 20V	—	3.0	—	µs
E_{AS}	Avalanche energy, single pulse	I_D = 15A	—	1300	—	mJ

The following table shows the body diode characteristics of this device. T_J = 25 °C unless otherwise specified. The body diode reverse recovery is characterized, not 100% tested.

Table 1-5. Body Diode Characteristics

Symbol	Characteristic	Test Conditions	Min.	Typ.	Max.	Unit
V_{SD}	Diode forward voltage	I_{SD} = 15A, V_{GS} = 0V	—	3.7	—	V
		I_{SD} = 15A, V_{GS} = –5V	—	3.9	5.0	
t_{rr}	Reverse recovery time	I_{SD} = 20A, V_{GS} = –5V, Drive R_G = 4Ω, V_{DD} = 850V, dI/dt = –5200 A/µs	—	22	—	ns
Q_{rr}	Reverse recovery charge		—	177	—	nC
I_{RRM}	Reverse recovery current		—	16	—	A

© 2024 Microchip Technology Inc. and its subsidiaries

1.3 Typical Performance Curves

Data for performance curves are characterized, not 100% tested.

Figure 1-1. Drain Current vs. V_{DS} at T_J

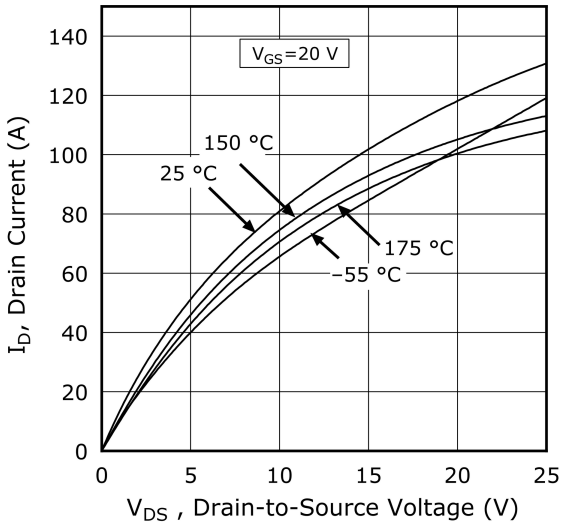

Figure 1-2. Drain Current vs. V_{DS} at V_{GS}

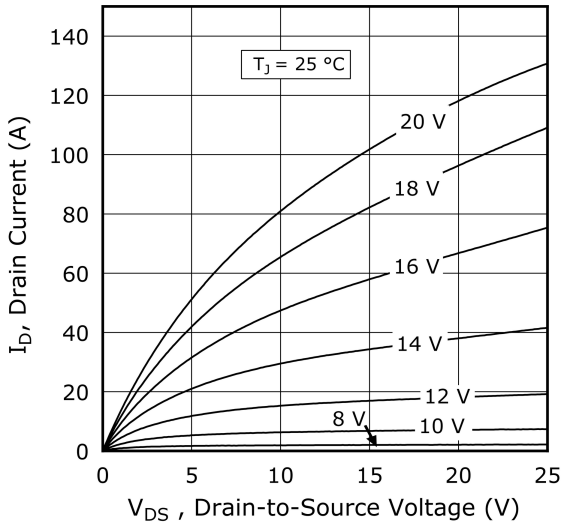

Figure 1-3. Drain Current vs. V_{DS} at V_{GS}

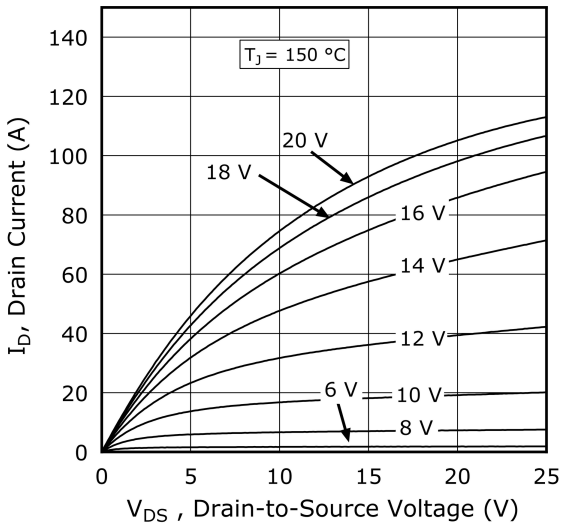

Figure 1-4. Drain Current vs. V_{DS} at V_{GS}

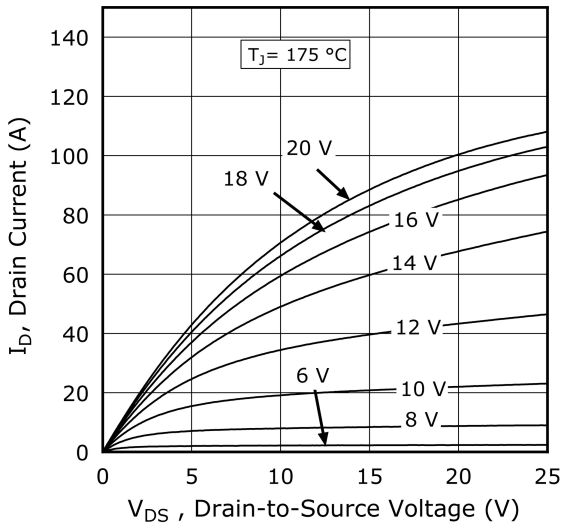

© 2024 Microchip Technology Inc. and its subsidiaries

Figure 1-5. $R_{DS(on)}$ vs. Junction Temperature

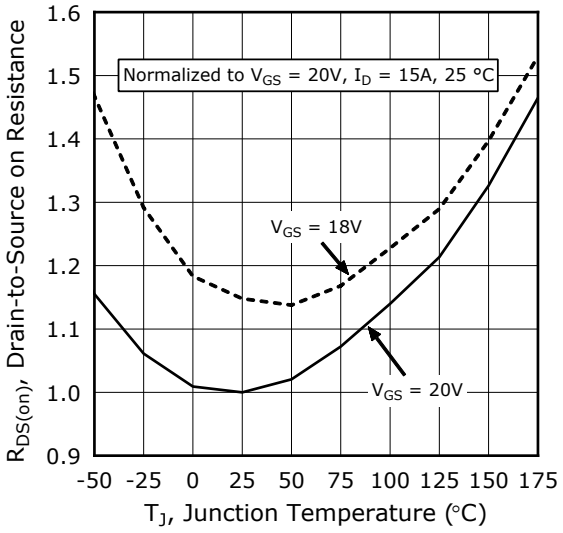

Figure 1-6. Gate Charge Characteristics

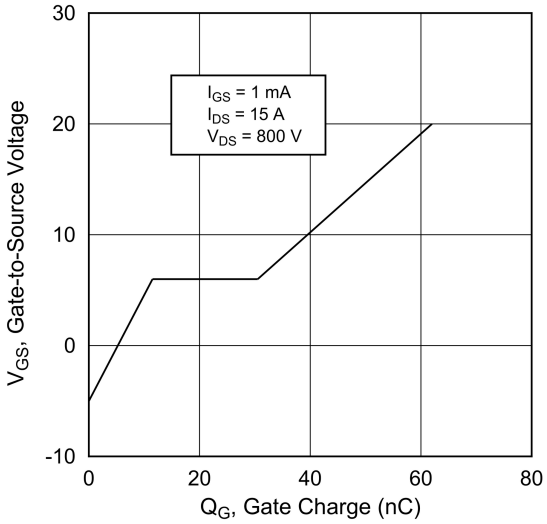

Figure 1-7. Capacitance vs. Drain-to-Source Voltage

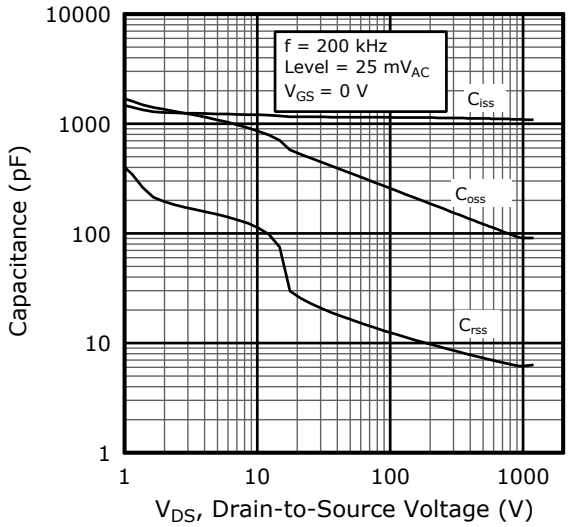

Figure 1-8. Output Charge vs. Drain-to-Source Voltage

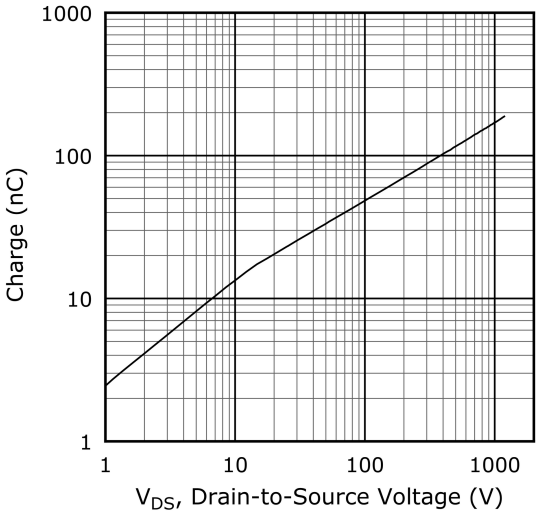

© 2024 Microchip Technology Inc. and its subsidiaries

Figure 1-9. Output Stored Energy vs. V_{DS}

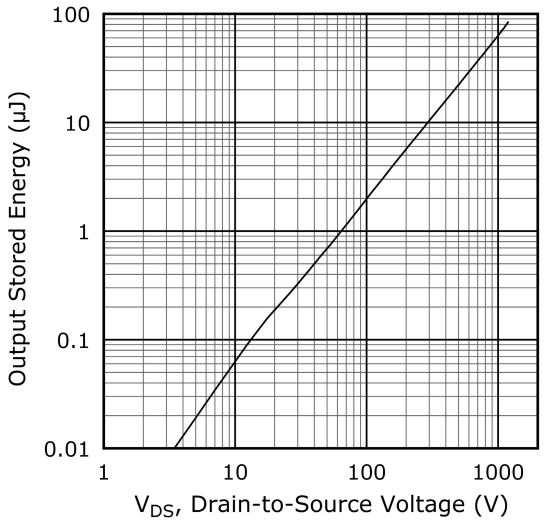

Figure 1-10. I_D vs. V_{DS} 3rd Quadrant Conduction

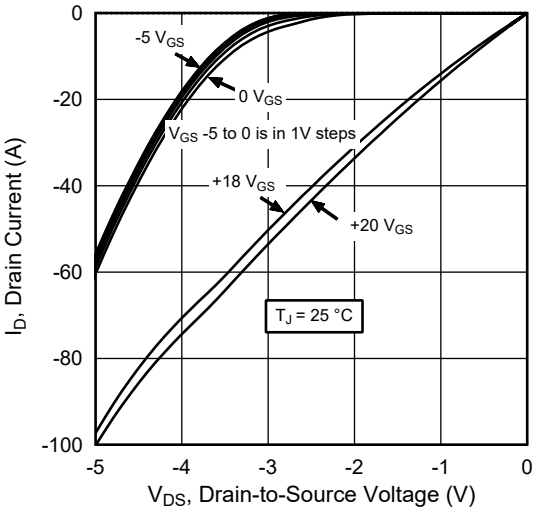

Figure 1-11. I_D vs. V_{DS} 3rd Quadrant Conduction

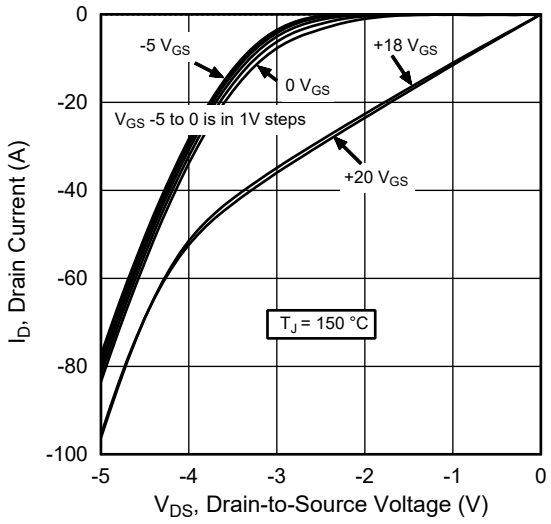

Figure 1-12. Switching Energy E_{on} vs. V_{DS} & I_D

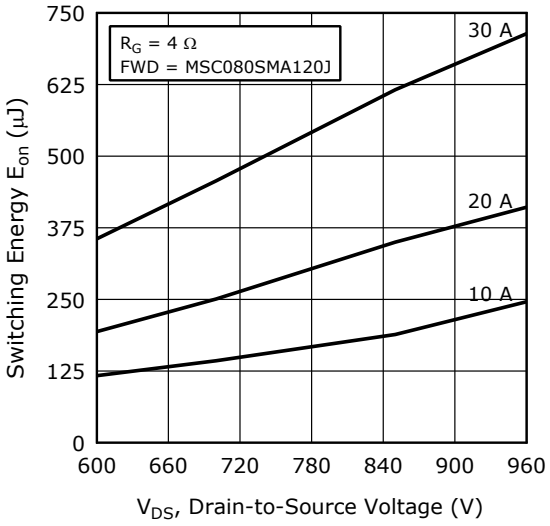

© 2024 Microchip Technology Inc. and its subsidiaries

Figure 1-13. Switching Energy E_{off} vs. V_{DS} & I_D

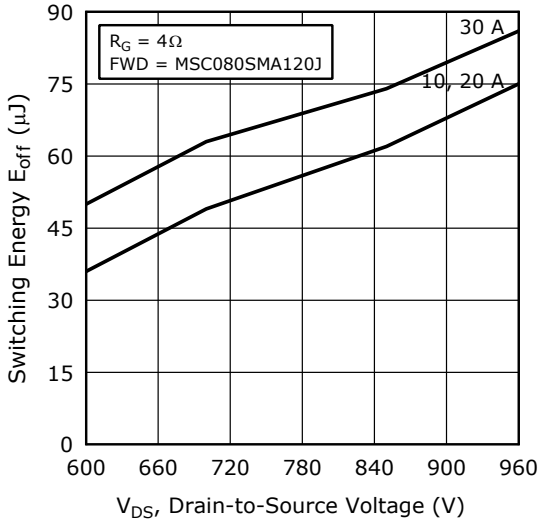

Figure 1-14. Switching Energy vs. R_G

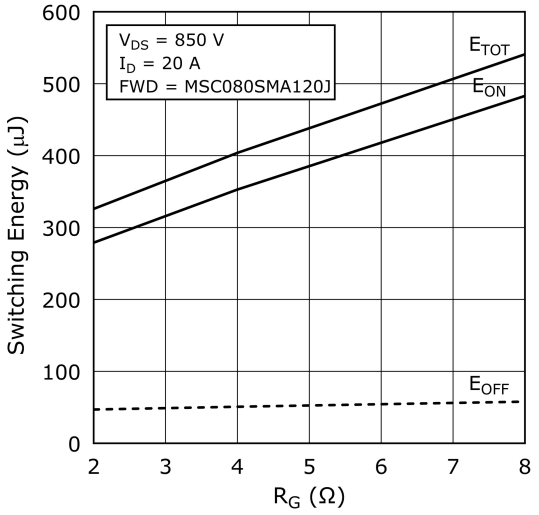

Figure 1-15. Switching Energy vs. Junction Temperature

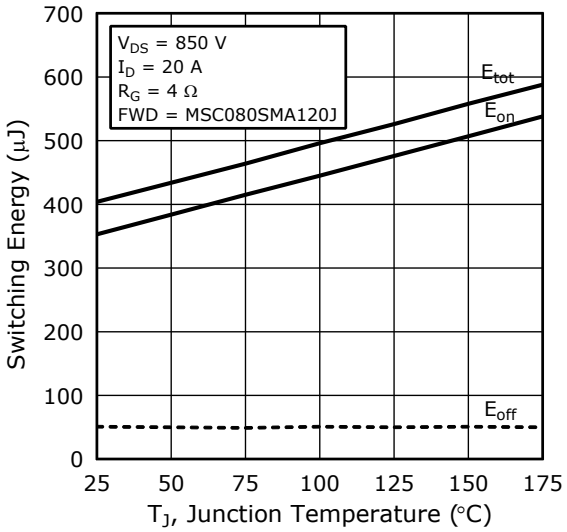

Figure 1-16. Threshold Voltage vs. Junction Temperature

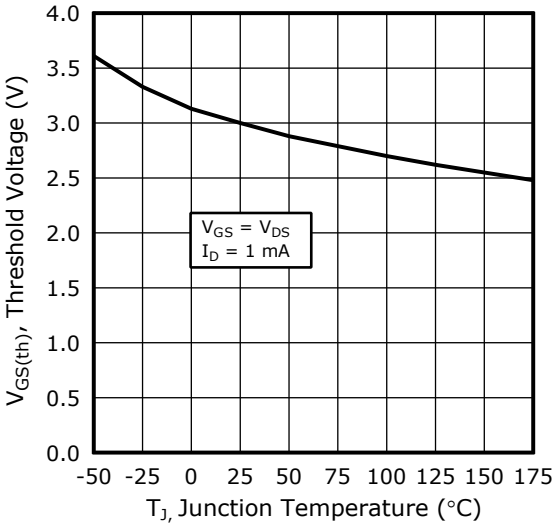

© 2024 Microchip Technology Inc. and its subsidiaries

Figure 1-17. Forward Safe Operating Area



Figure 1-18. Maximum Transient Thermal Impedance

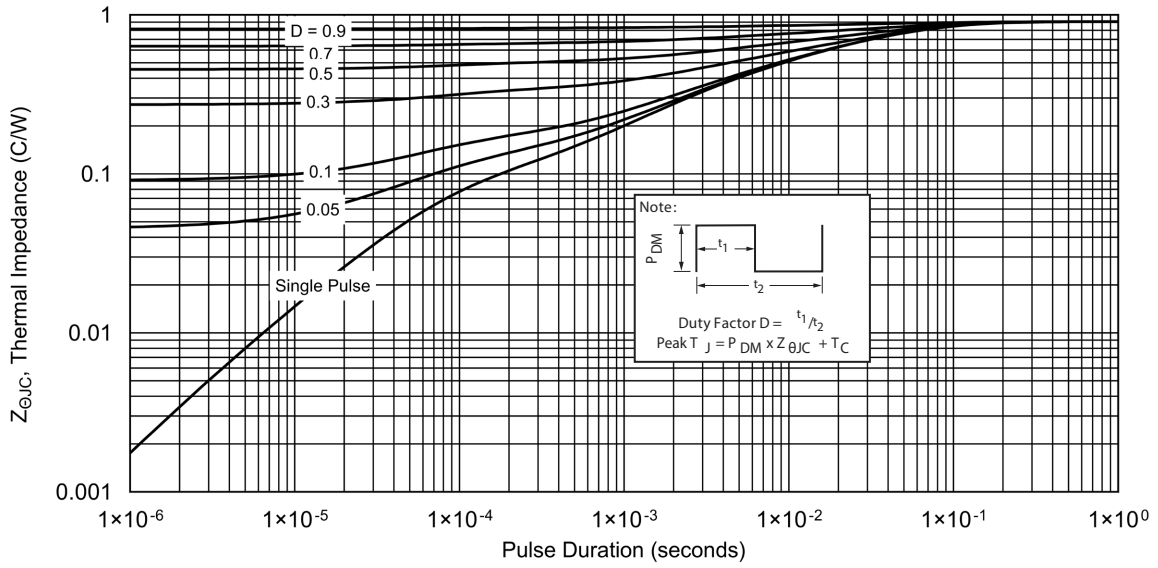

The following figure shows the switching waveform diagram of this device.

Figure 1-19. Switching Waveform

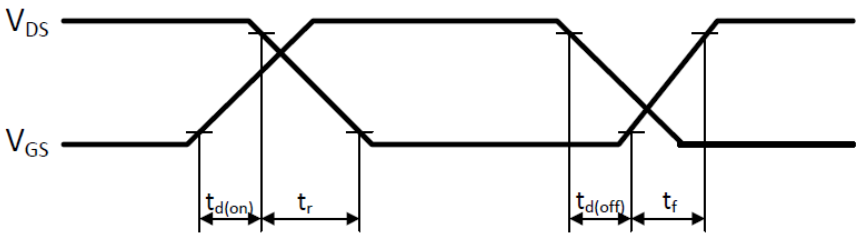

© 2024 Microchip Technology Inc. and its subsidiaries

2. Package Specification

This section shows the package specification of this device.

2.1 Package Outline Drawing

The following figure illustrates the SOT-227 package outline of this device.

Figure 2-1. Package Outline Drawing

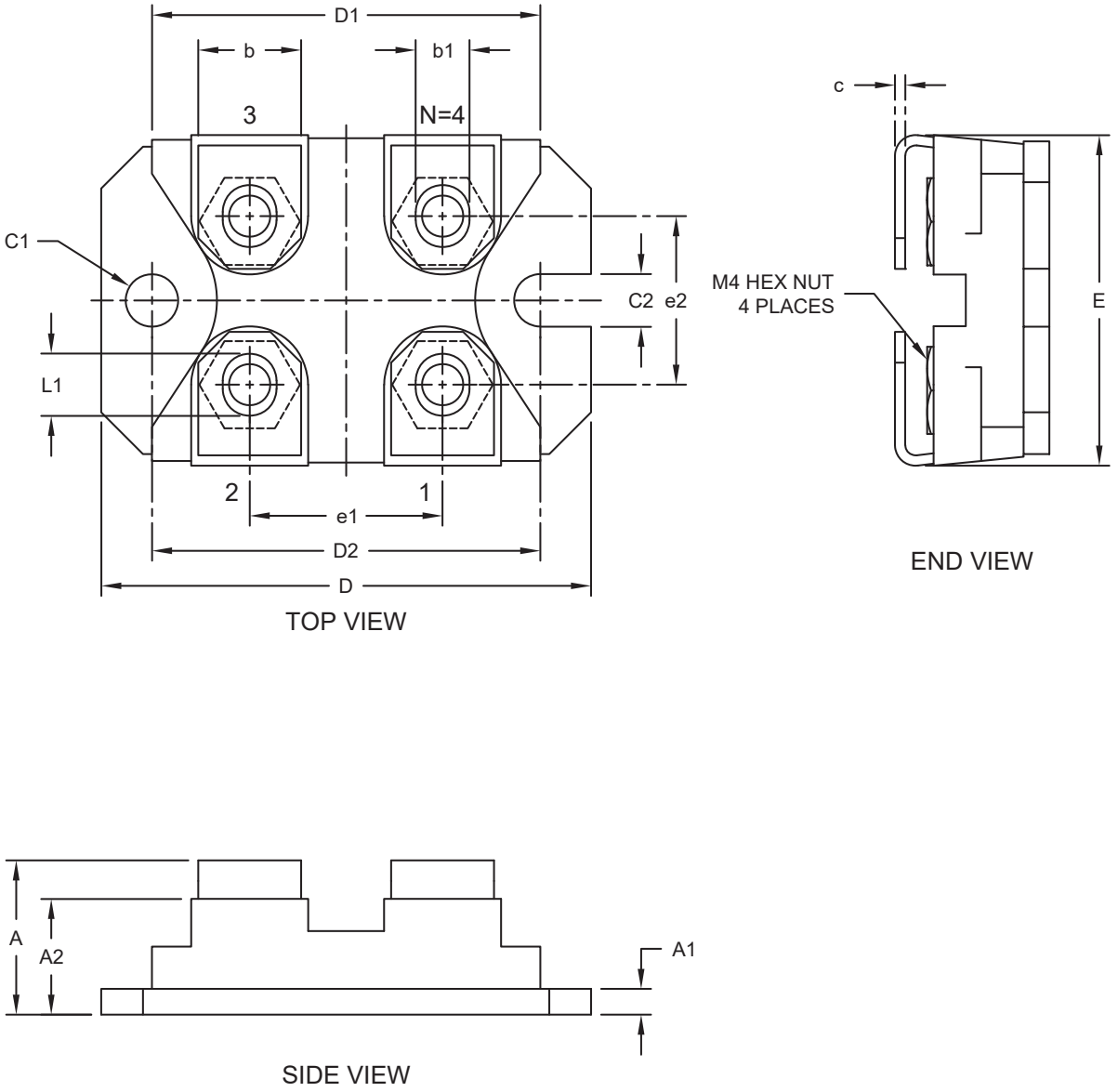

The following table shows the SOT-227 dimensions and should be used in conjunction with the package outline drawing.

Table 2-1. SOT-227 Dimensions

Symbol	Description	Min. (mm)	Max. (mm)
N	Number of terminals	4	
e1	Terminal pitch	14.90	15.10

© 2024 Microchip Technology Inc. and its subsidiaries

.....continued

Symbol	Description	Min. (mm)	Max. (mm)
e2	Terminal pitch	12.60	12.88
A	Overall height	11.68	12.24
A1	Base plate thickness	1.95	2.14
A2	Molded package thickness	8.90	9.60
D	Overall length	37.95	38.20
D1	Molded package length	31.50	31.90
D2	Mounting centers	30.10	30.30
E	Overall width	25.15	25.40
b	Terminal width	7.80	8.20
c	Terminal thickness	0.75	0.85
b1	Terminal slot width	4.10	4.30
L1	Terminal slot length	4.72	4.90
C1	Mounting hole diameter	4.00	4.29
C2	Mounting slot width	4.00	4.29

© 2024 Microchip Technology Inc. and its subsidiaries

3. Revision History

The revision history describes the changes that were implemented in the document. The changes are listed by revision, starting with the most current publication.

Table 3-1. Revision History

Revision	Date	Description
D	07/2024	The following changes are made in this revision of the document: • Added τ_M and τ_T symbols for mounting torque in Table 1-2 • Updated Table 2-1
C	05/2024	The following changes are made in this revision of the document: • Added Figure 1-9.
B	08/2023	The following changes are made in this revision of the document: • Updated values in Table 1-3 • Updated values in Table 1-5
A	06/2021	Document migrated from Microsemi template to Microchip template; Assigned Microchip literature number DS-00004138A, which replaces the previous Microsemi literature number 050-7767.
Initial release (Microsemi Revision A)	02/2020	Document created.

© 2024 Microchip Technology Inc. and its subsidiaries

Microchip Information

The Microchip Website

Microchip provides online support via our website at www.microchip.com/. This website is used to make files and information easily available to customers. Some of the content available includes:

- **Product Support** – Data sheets and errata, application notes and sample programs, design resources, user's guides and hardware support documents, latest software releases and archived software
- **General Technical Support** – Frequently Asked Questions (FAQs), technical support requests, online discussion groups, Microchip design partner program member listing
- **Business of Microchip** – Product selector and ordering guides, latest Microchip press releases, listing of seminars and events, listings of Microchip sales offices, distributors and factory representatives

Product Change Notification Service

Microchip's product change notification service helps keep customers current on Microchip products. Subscribers will receive email notification whenever there are changes, updates, revisions or errata related to a specified product family or development tool of interest.

To register, go to www.microchip.com/pcn and follow the registration instructions.

Customer Support

Users of Microchip products can receive assistance through several channels:

- Distributor or Representative
- Local Sales Office
- Embedded Solutions Engineer (ESE)
- Technical Support

Customers should contact their distributor, representative or ESE for support. Local sales offices are also available to help customers. A listing of sales offices and locations is included in this document.

Technical support is available through the website at: www.microchip.com/support

Microchip Devices Code Protection Feature

Note the following details of the code protection feature on Microchip products:

- Microchip products meet the specifications contained in their particular Microchip Data Sheet.
- Microchip believes that its family of products is secure when used in the intended manner, within operating specifications, and under normal conditions.
- Microchip values and aggressively protects its intellectual property rights. Attempts to breach the code protection features of Microchip product is strictly prohibited and may violate the Digital Millennium Copyright Act.
- Neither Microchip nor any other semiconductor manufacturer can guarantee the security of its code. Code protection does not mean that we are guaranteeing the product is "unbreakable". Code protection is constantly evolving. Microchip is committed to continuously improving the code protection features of our products.

Legal Notice

This publication and the information herein may be used only with Microchip products, including to design, test, and integrate Microchip products with your application. Use of this information in any other manner violates these terms. Information regarding device applications is provided only for your convenience and may be superseded by updates. It is your responsibility to ensure

© 2024 Microchip Technology Inc. and its subsidiaries

that your application meets with your specifications. Contact your local Microchip sales office for additional support or, obtain additional support at www.microchip.com/en-us/support/design-help/client-support-services.

THIS INFORMATION IS PROVIDED BY MICROCHIP "AS IS". MICROCHIP MAKES NO REPRESENTATIONS OR WARRANTIES OF ANY KIND WHETHER EXPRESS OR IMPLIED, WRITTEN OR ORAL, STATUTORY OR OTHERWISE, RELATED TO THE INFORMATION INCLUDING BUT NOT LIMITED TO ANY IMPLIED WARRANTIES OF NON-INFRINGEMENT, MERCHANTABILITY, AND FITNESS FOR A PARTICULAR PURPOSE, OR WARRANTIES RELATED TO ITS CONDITION, QUALITY, OR PERFORMANCE.

IN NO EVENT WILL MICROCHIP BE LIABLE FOR ANY INDIRECT, SPECIAL, PUNITIVE, INCIDENTAL, OR CONSEQUENTIAL LOSS, DAMAGE, COST, OR EXPENSE OF ANY KIND WHATSOEVER RELATED TO THE INFORMATION OR ITS USE, HOWEVER CAUSED, EVEN IF MICROCHIP HAS BEEN ADVISED OF THE POSSIBILITY OR THE DAMAGES ARE FORESEEABLE. TO THE FULLEST EXTENT ALLOWED BY LAW, MICROCHIP'S TOTAL LIABILITY ON ALL CLAIMS IN ANY WAY RELATED TO THE INFORMATION OR ITS USE WILL NOT EXCEED THE AMOUNT OF FEES, IF ANY, THAT YOU HAVE PAID DIRECTLY TO MICROCHIP FOR THE INFORMATION.

Use of Microchip devices in life support and/or safety applications is entirely at the buyer's risk, and the buyer agrees to defend, indemnify and hold harmless Microchip from any and all damages, claims, suits, or expenses resulting from such use. No licenses are conveyed, implicitly or otherwise, under any Microchip intellectual property rights unless otherwise stated.

Trademarks

The Microchip name and logo, the Microchip logo, Adaptec, AVR, AVR logo, AVR Freaks, BesTime, BitCloud, CryptoMemory, CryptoRF, dsPIC, flexPWR, HELDO, IGLOO, JukeBlox, KeeLoq, Kleer, LANCheck, LinkMD, maXStylus, maXTouch, MediaLB, megaAVR, Microsemi, Microsemi logo, MOST, MOST logo, MPLAB, OptoLyzer, PIC, picoPower, PICSTART, PIC32 logo, PolarFire, Prochip Designer, QTouch, SAM-BA, SenGenuity, SpyNIC, SST, SST Logo, SuperFlash, Symmetricom, SyncServer, Tachyon, TimeSource, tinyAVR, UNI/O, Vectron, and XMEGA are registered trademarks of Microchip Technology Incorporated in the U.S.A. and other countries.

AgileSwitch, ClockWorks, The Embedded Control Solutions Company, EtherSynch, Flashtec, Hyper Speed Control, HyperLight Load, Libero, motorBench, mTouch, Powermite 3, Precision Edge, ProASIC, ProASIC Plus, ProASIC Plus logo, Quiet-Wire, SmartFusion, SyncWorld, TimeCesium, TimeHub, TimePictra, TimeProvider, and ZL are registered trademarks of Microchip Technology Incorporated in the U.S.A.

Adjacent Key Suppression, AKS, Analog-for-the-Digital Age, Any Capacitor, AnyIn, AnyOut, Augmented Switching, BlueSky, BodyCom, Clockstudio, CodeGuard, CryptoAuthentication, CryptoAutomotive, CryptoCompanion, CryptoController, dsPICDEM, dsPICDEM.net, Dynamic Average Matching, DAM, ECAN, Espresso T1S, EtherGREEN, EyeOpen, GridTime, IdealBridge, IGaT, In-Circuit Serial Programming, ICSP, INICnet, Intelligent Paralleling, IntelliMOS, Inter-Chip Connectivity, JitterBlocker, Knob-on-Display, MarginLink, maxCrypto, maxView, memBrain, Mindi, MiWi, MPASM, MPF, MPLAB Certified logo, MPLIB, MPLINK, mSiC, MultiTRAK, NetDetach, Omniscient Code Generation, PICDEM, PICDEM.net, PICkit, PICtail, Power MOS IV, Power MOS 7, PowerSmart, PureSilicon, QMatrix, REAL ICE, Ripple Blocker, RTAX, RTG4, SAM-ICE, Serial Quad I/O, simpleMAP, SimpliPHY, SmartBuffer, SmartHLS, SMART-I.S., storClad, SQI, SuperSwitcher, SuperSwitcher II, Switchtec, SynchroPHY, Total Endurance, Trusted Time, TSHARC, Turing, USBCheck, VariSense, VectorBlox, VeriPHY, ViewSpan, WiperLock, XpressConnect, and ZENA are trademarks of Microchip Technology Incorporated in the U.S.A. and other countries.

SQTP is a service mark of Microchip Technology Incorporated in the U.S.A.

The Adaptec logo, Frequency on Demand, Silicon Storage Technology, and Symmcom are registered trademarks of Microchip Technology Inc. in other countries.

GestIC is a registered trademark of Microchip Technology Germany II GmbH & Co. KG, a subsidiary of Microchip Technology Inc., in other countries.

© 2024 Microchip Technology Inc. and its subsidiaries

All other trademarks mentioned herein are property of their respective companies.

© 2024, Microchip Technology Incorporated and its subsidiaries. All Rights Reserved.

ISBN: 978-1-6683-0077-0

Quality Management System

For information regarding Microchip's Quality Management Systems, please visit www.microchip.com/quality.

© 2024 Microchip Technology Inc. and its subsidiaries

Worldwide Sales and Service

AMERICAS	ASIA/PACIFIC	ASIA/PACIFIC	EUROPE
Corporate Office 2355 West Chandler Blvd. Chandler, AZ 85224-6199 Tel: 480-792-7200 Fax: 480-792-7277 Technical Support: www.microchip.com/support Web Address: www.microchip.com	**Australia - Sydney** Tel: 61-2-9868-6733	**India - Bangalore** Tel: 91-80-3090-4444	**Austria - Wels** Tel: 43-7242-2244-39 Fax: 43-7242-2244-393
Atlanta Duluth, GA Tel: 678-957-9614 Fax: 678-957-1455	**China - Beijing** Tel: 86-10-8569-7000	**India - New Delhi** Tel: 91-11-4160-8631	**Denmark - Copenhagen** Tel: 45-4485-5910 Fax: 45-4485-2829
Austin, TX Tel: 512-257-3370	**China - Chengdu** Tel: 86-28-8665-5511	**India - Pune** Tel: 91-20-4121-0141	**Finland - Espoo** Tel: 358-9-4520-820
Boston Westborough, MA Tel: 774-760-0087 Fax: 774-760-0088	**China - Chongqing** Tel: 86-23-8980-9588	**Japan - Osaka** Tel: 81-6-6152-7160	**France - Paris** Tel: 33-1-69-53-63-20 Fax: 33-1-69-30-90-79
Chicago Itasca, IL Tel: 630-285-0071 Fax: 630-285-0075	**China - Dongguan** Tel: 86-769-8702-9880	**Japan - Tokyo** Tel: 81-3-6880- 3770	**Germany - Garching** Tel: 49-8931-9700
Dallas Addison, TX Tel: 972-818-7423 Fax: 972-818-2924	**China - Guangzhou** Tel: 86-20-8755-8029	**Korea - Daegu** Tel: 82-53-744-4301	**Germany - Haan** Tel: 49-2129-3766400
Detroit Novi, MI Tel: 248-848-4000	**China - Hangzhou** Tel: 86-571-8792-8115	**Korea - Seoul** Tel: 82-2-554-7200	**Germany - Heilbronn** Tel: 49-7131-72400
Houston, TX Tel: 281-894-5983	**China - Hong Kong SAR** Tel: 852-2943-5100	**Malaysia - Kuala Lumpur** Tel: 60-3-7651-7906	**Germany - Karlsruhe** Tel: 49-721-625370
Indianapolis Noblesville, IN Tel: 317-773-8323 Fax: 317-773-5453 Tel: 317-536-2380	**China - Nanjing** Tel: 86-25-8473-2460	**Malaysia - Penang** Tel: 60-4-227-8870	**Germany - Munich** Tel: 49-89-627-144-0 Fax: 49-89-627-144-44
Los Angeles Mission Viejo, CA Tel: 949-462-9523 Fax: 949-462-9608 Tel: 951-273-7800	**China - Qingdao** Tel: 86-532-8502-7355	**Philippines - Manila** Tel: 63-2-634-9065	**Germany - Rosenheim** Tel: 49-8031-354-560
Raleigh, NC Tel: 919-844-7510	**China - Shanghai** Tel: 86-21-3326-8000	**Singapore** Tel: 65-6334-8870	**Israel - Hod Hasharon** Tel: 972-9-775-5100
New York, NY Tel: 631-435-6000	**China - Shenyang** Tel: 86-24-2334-2829	**Taiwan - Hsin Chu** Tel: 886-3-577-8366	**Italy - Milan** Tel: 39-0331-742611 Fax: 39-0331-466781
San Jose, CA Tel: 408-735-9110 Tel: 408-436-4270	**China - Shenzhen** Tel: 86-755-8864-2200	**Taiwan - Kaohsiung** Tel: 886-7-213-7830	**Italy - Padova** Tel: 39-049-7625286
Canada - Toronto Tel: 905-695-1980 Fax: 905-695-2078	**China - Suzhou** Tel: 86-186-6233-1526	**Taiwan - Taipei** Tel: 886-2-2508-8600	**Netherlands - Drunen** Tel: 31-416-690399 Fax: 31-416-690340
	China - Wuhan Tel: 86-27-5980-5300	**Thailand - Bangkok** Tel: 66-2-694-1351	**Norway - Trondheim** Tel: 47-72884388
	China - Xian Tel: 86-29-8833-7252	**Vietnam - Ho Chi Minh** Tel: 84-28-5448-2100	**Poland - Warsaw** Tel: 48-22-3325737
	China - Xiamen Tel: 86-592-2388138		**Romania - Bucharest** Tel: 40-21-407-87-50
	China - Zhuhai Tel: 86-756-3210040		**Spain - Madrid** Tel: 34-91-708-08-90 Fax: 34-91-708-08-91
			Sweden - Gothenberg Tel: 46-31-704-60-40
			Sweden - Stockholm Tel: 46-8-5090-4654
			UK - Wokingham Tel: 44-118-921-5800 Fax: 44-118-921-5820

© 2024 Microchip Technology Inc. and its subsidiaries

ENTEGRECİ

Bu belge www.entegreci.com üzerinden sunulmaktadır.

Elektronik komponent tedarikinde Entegreci

Entegreci, Eskişehir merkezli, Türkiye geneline satış yapan bir elektronik komponent mağazasıdır. Entegreler (IC), mikrodenetleyiciler, transistörler, diyotlar, pasif elemanlar, konnektörler, modüller ve geliştirme kartları tek adetten seri üretim adetlerine kadar satılır. Ürün sayfalarında güncel stok durumunu, fiyatı ve datasheet bağlantısını bulabilirsiniz.

Parça koduyla arama

Üretici parça numarasını yazın; stok ve fiyatı hemen görün.

www.entegreci.com

Ürün kategorileri

Entegreden kapasitöre tüm elektronik komponent kategorileri.

Kategorilere göz atın

Üreticiler

Aradığınız üreticinin ürünlerini tek sayfada inceleyin.

Üreticileri görün

Toplu alım ve teklif

Listede olmayan ya da yüksek adetli parçalar için teklif isteyin.

Teklif isteyin

www.entegreci.com | **destek@entegreci.com** | **0850 305 90 34**

Entegreci is an online electronic components store based in Türkiye. Search by manufacturer part number to see stock, prices and datasheets for integrated circuits, microcontrollers, transistors, passive components and connectors, or request a quote for parts that are not listed.

Bu sayfa Entegreci tarafından eklenmiştir. Belgenin önceki sayfaları asıl yayıncısına aittir ve içeriği değiştirilmemiştir; en güncel sürüm için belgenin yayıncısına başvurun.