OptiMOS®-P2 Power-Transistor

Product Summary

V_{DS}	-30	V
$R_{DS(on)}$	4.1	mΩ
I_D	-90	A

Features

- P-channel - Logic Level - Enhancement mode
- AEC qualified
- MSL1 up to 260°C peak reflow
- 175°C operating temperature
- RoHS compliant
- 100% Avalanche tested
- Intended for reverse battery protection

PG-TO252-3-11



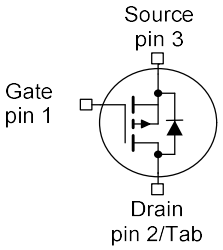

Type	Package	Marking
IPD90P03P4L-04	PG-TO252-3-11	4P03L04

Maximum ratings, at T_j=25 °C, unless otherwise specified

Parameter	Symbol	Conditions	Value	Unit
Continuous drain current[1]	I_D	T_C=25°C, V_{GS}=-10V	-90	A
		T_C=100°C, V_{GS}=-10V[2]	-90	
Pulsed drain current[2]	$I_{D,pulse}$	T_C=25°C	-360	
Avalanche energy, single pulse	E_{AS}	I_D=-45A	370	mJ
Avalanche current, single pulse	I_{AS}	-	-90	A
Gate source voltage	V_{GS}	-	+5/-16	V
Power dissipation	P_{tot}	T_C=25 °C	137	W
Operating and storage temperature	T_j, T_{stg}	-	-55 ... +175	°C
IEC climatic category; DIN IEC 68-1	-	-	55/175/56	

Parameter	Symbol	Conditions	Values			Unit
			min.	typ.	max.	
Thermal characteristics[2]						
Thermal resistance, junction - case	R_{thJC}	-	-	-	1.1	K/W
SMD version, device on PCB	R_{thJA}	minimal footprint	-	-	62	
		6 cm^2 cooling area[3]	-	-	40	
Electrical characteristics, at T_j=25 °C, unless otherwise specified						
Static characteristics						
Drain-source breakdown voltage	$V_{(BR)DSS}$	V_{GS}=0V, I_D= -1mA	-30	-	-	V
Gate threshold voltage	$V_{GS(th)}$	V_{DS}=V_{GS}, I_D=-253µA	-1.0	-1.5	-2.0	
Zero gate voltage drain current	I_{DSS}	V_{DS}=-24V, V_{GS}=0V, T_j=25°C	-	-0.05	-1	µA
		V_{DS}=-24V, V_{GS}=0V, T_j=125°C[2]	-	-20	-200	
Gate-source leakage current	I_{GSS}	V_{GS}=-16V, V_{DS}=0V	-	-	-100	nA
Drain-source on-state resistance	$R_{DS(on)}$	V_{GS}=-4.5V, I_D=-90A	-	5.1	6.8	mΩ
		V_{GS}=-10V, I_D=-90A	-	3.3	4.1	

Parameter	Symbol	Conditions	Values			Unit
			min.	typ.	max.	
Dynamic characteristics[2]						
Input capacitance	C_{iss}	V_{GS}=0V, V_{DS}=-25V, f=1MHz	-	8670	11300	pF
Output capacitance	C_{oss}		-	2350	3050	
Reverse transfer capacitance	C_{rss}		-	93	186	
Turn-on delay time	$t_{d(on)}$	V_{DD}=-15V, V_{GS}=-10V, I_D=-90A, R_G=3.5Ω	-	17	-	ns
Rise time	t_r		-	11	-	
Turn-off delay time	$t_{d(off)}$		-	140	-	
Fall time	t_f		-	40	-	
Gate Charge Characteristics[2]						
Gate to source charge	Q_{gs}	V_{DD}=-24V, I_D=-90A, V_{GS}=0 to -10V	-	29	38	nC
Gate to drain charge	Q_{gd}		-	15	30	
Gate charge total	Q_g		-	125	160	
Gate plateau voltage	$V_{plateau}$		-	-3.3	-	V
Reverse Diode						
Diode continous forward current[2]	I_S	T_C=25°C	-	-	-90	A
Diode pulse current[2]	$I_{S,pulse}$		-	-	-360	
Diode forward voltage	V_{SD}	V_{GS}=0V, I_F=-90A, T_j=25°C	-	-	-1.3	V
Reverse recovery time[2]	t_{rr}	V_R=-15V, I_F=-50A, di_F/dt=-100A/µs	-	50	-	ns
Reverse recovery charge[2]	Q_{rr}		-	70	-	nC

[1] Current is limited by bondwire; with an R_{thJC} = 1.1K/W the chip is able to carry -150A at 25°C.

[2] Defined by design. Not subject to production test.

[3] Device on 40 mm x 40 mm x 1.5 mm epoxy PCB FR4 with 6 cm^2 (one layer, 70 µm thick) copper area for drain connection. PCB is vertical in still air.

1 Power dissipation

$P_{tot} = f(T_C)$; $V_{GS} \leq -6V$

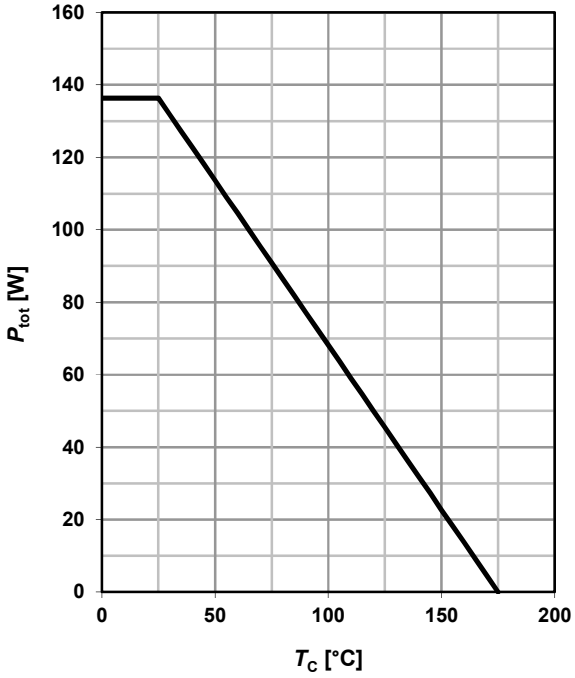

2 Drain current

$I_D = f(T_C)$; $V_{GS} \leq -6V$

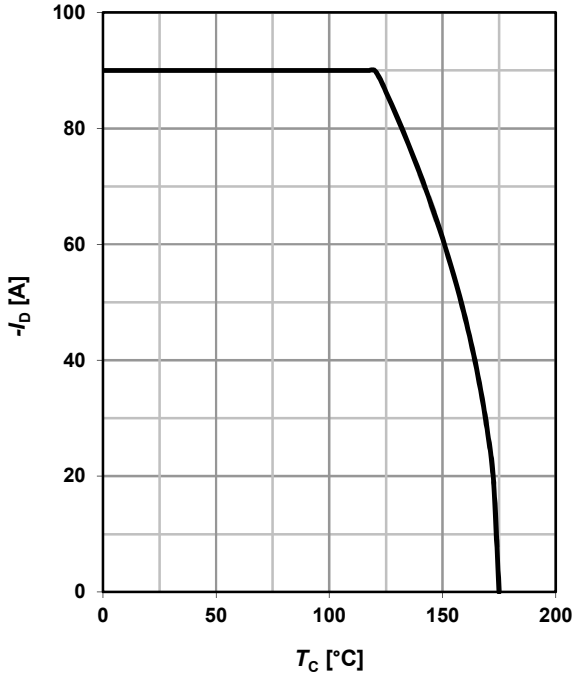

3 Safe operating area

$I_D = f(V_{DS})$; $T_C = 25$ °C; $D = 0$

parameter: t_p

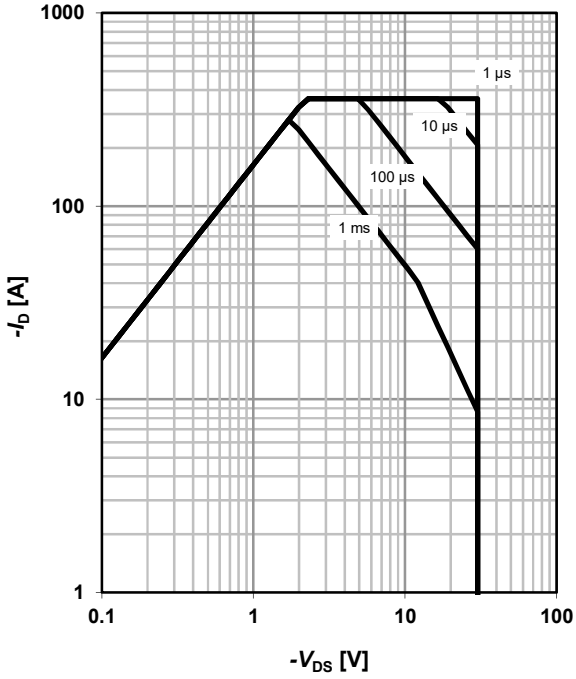

4 Max. transient thermal impedance

$Z_{thJC} = f(t_p)$

parameter: $D = t_p/T$

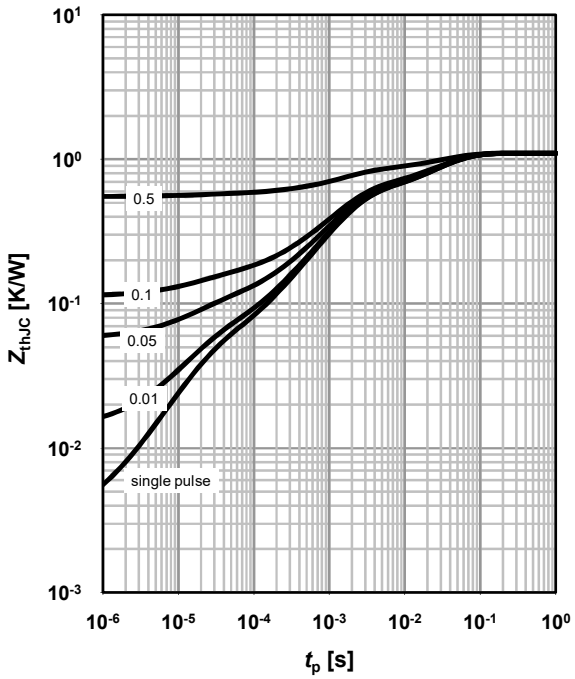

5 Typ. output characteristics

$I_D = f(V_{DS})$; $T_j = 25$ °C

parameter: V_{GS}

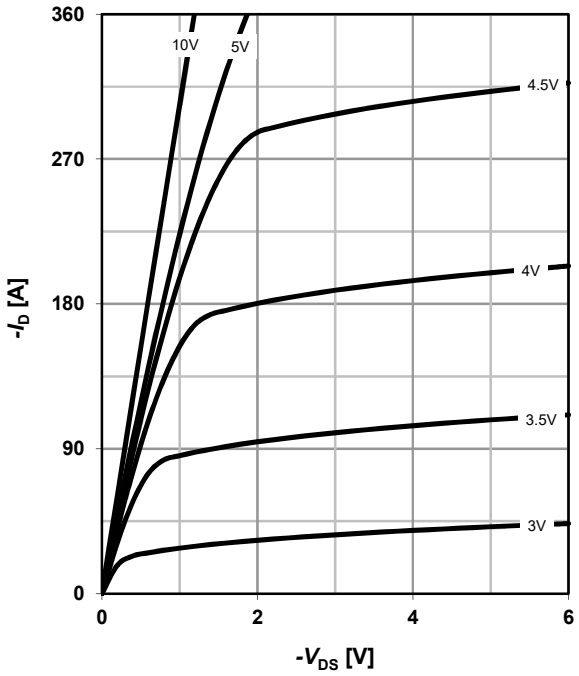

6 Typ. drain-source on-state resistance

$R_{DS(on)} = (I_D)$; $T_j = 25$ °C

parameter: V_{GS}

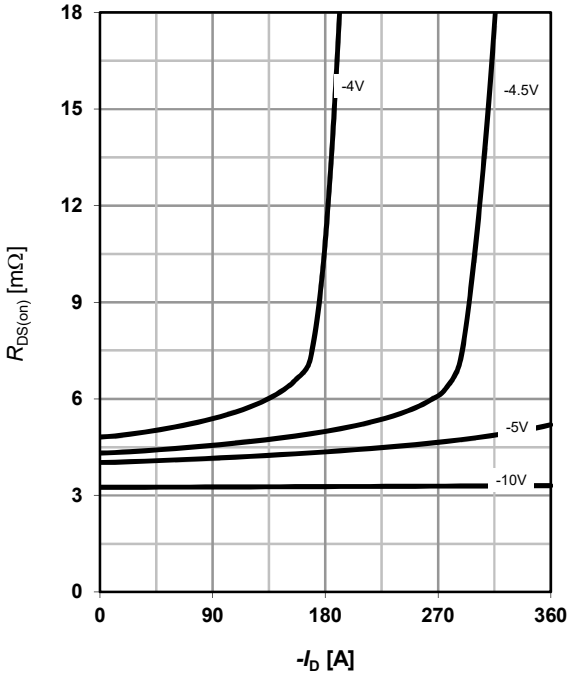

7 Typ. transfer characteristics

$I_D = f(V_{GS})$; $V_{DS} = -6V$

parameter: T_j

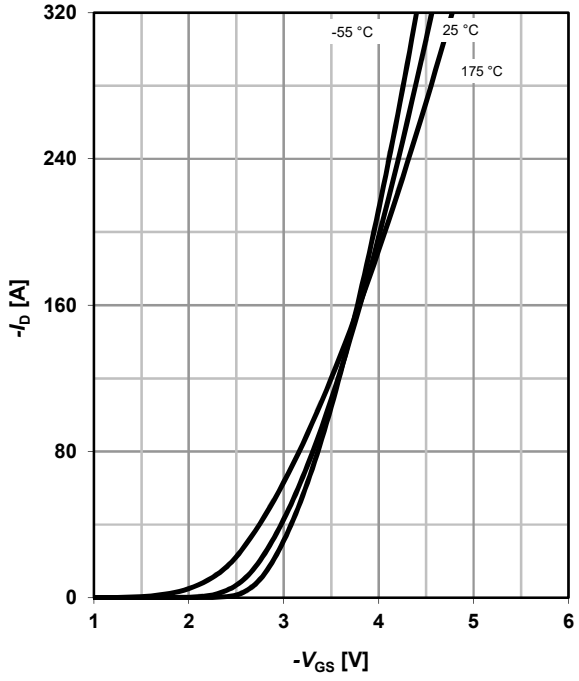

8 Typ. drain-source on-state resistance

$R_{DS(on)} = f(T_j)$; $I_D = -90$ A; $V_{GS} = -10$ V

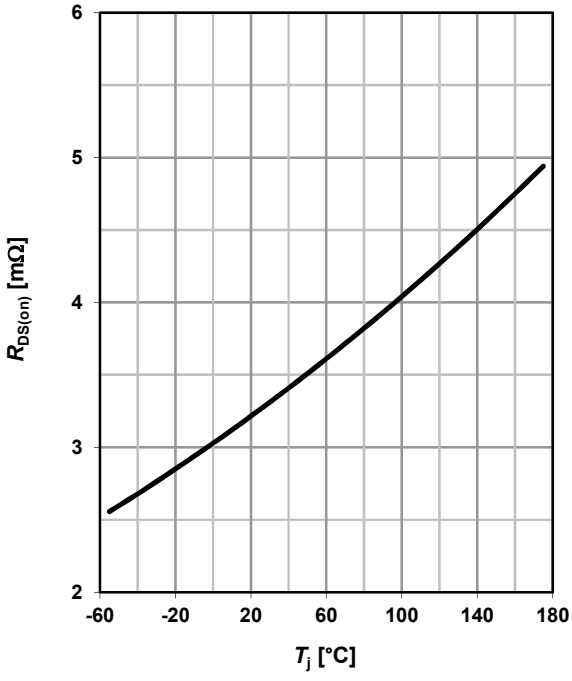

9 Typ. gate threshold voltage

$V_{GS(th)} = f(T_j)$; $V_{GS} = V_{DS}$

parameter: $-I_D$

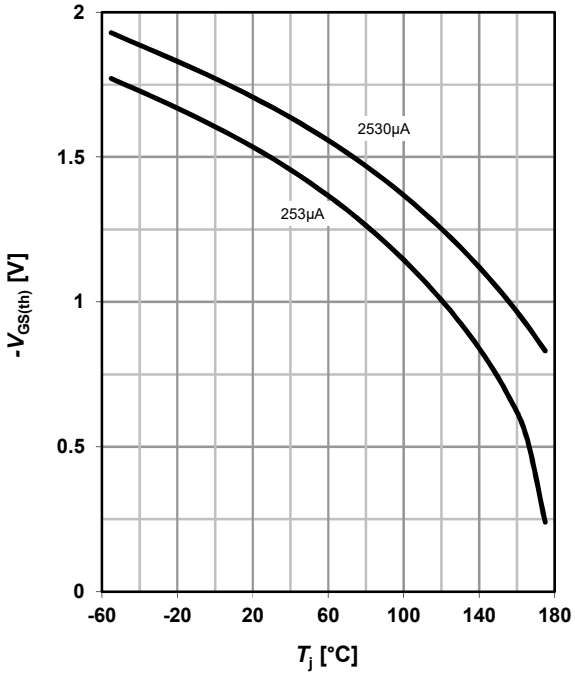

10 Typ. capacitances

$C = f(V_{DS})$; $V_{GS} = 0$ V; $f = 1$ MHz

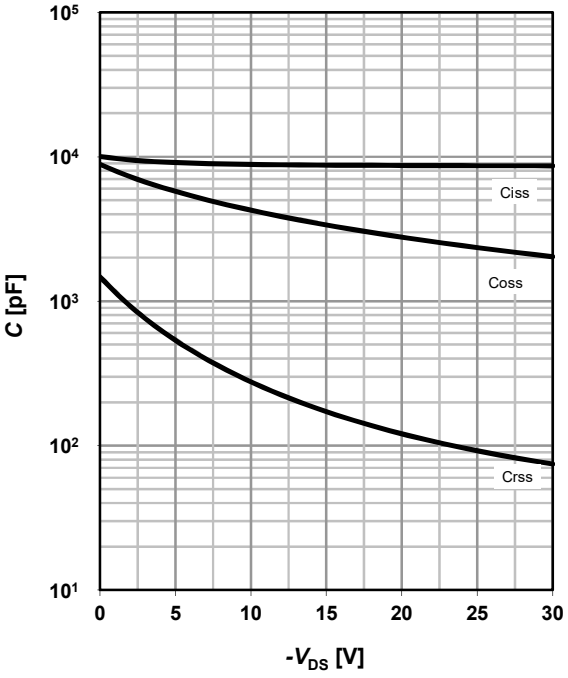

11 Typical forward diode characteristicis

IF = f(V_{SD})

parameter: T_j

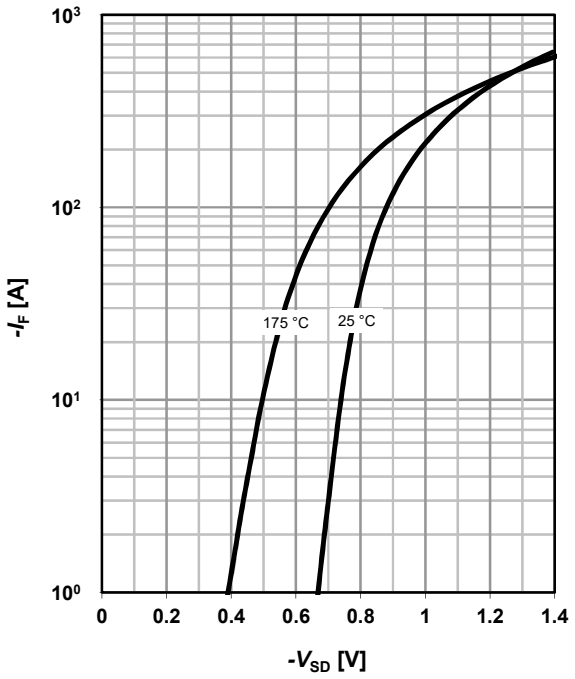

12 Avalanche characteristics

$I_{AS} = f(t_{AV})$

parameter: $T_{j(start)}$

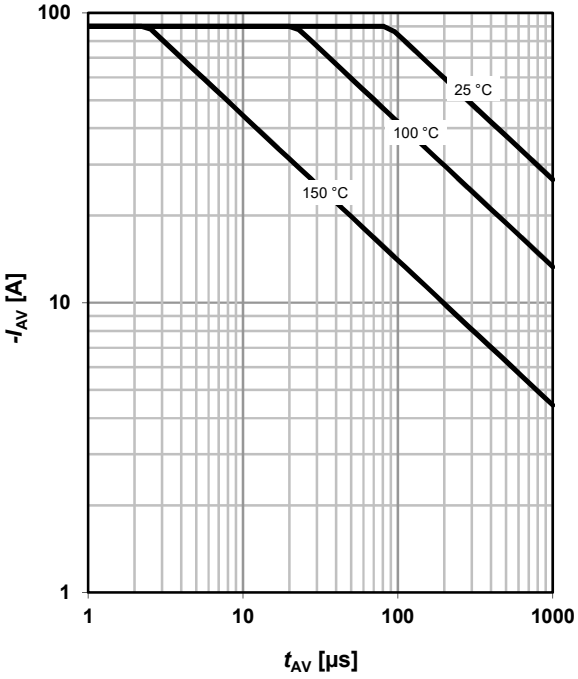

13 Avalanche energy

$E_{AS} = f(T_j)$

parameter: I_D

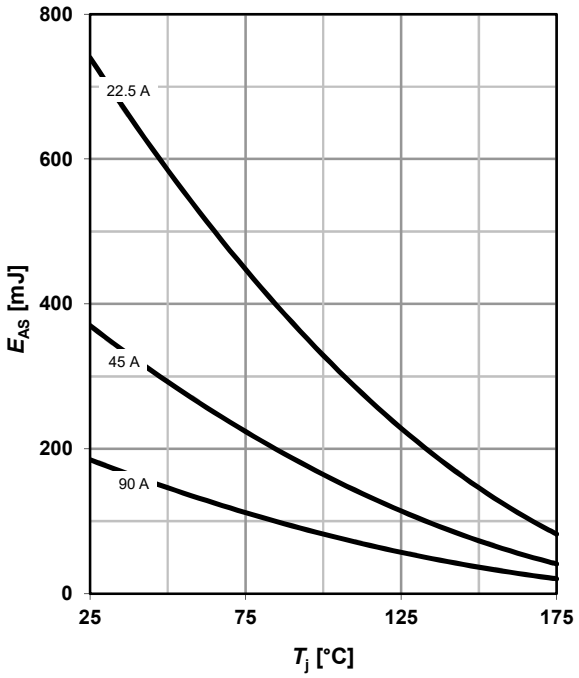

14 Drain-source breakdown voltage

$V_{BR(DSS)} = f(T_j)$; I_D = -1 mA

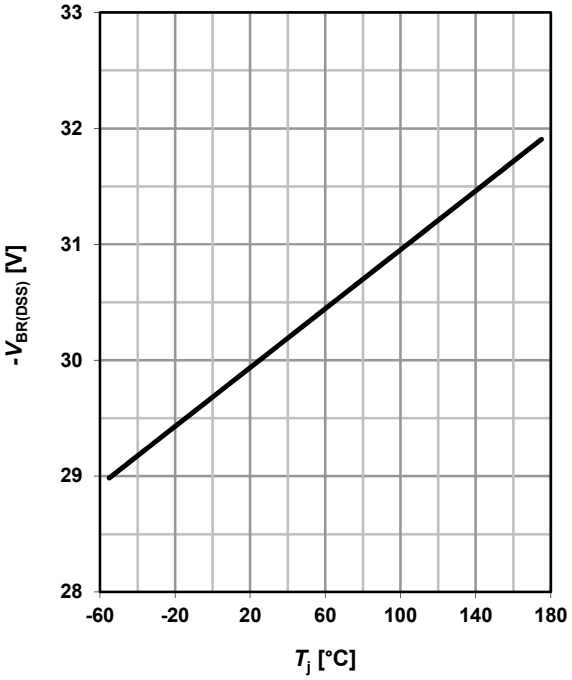

15 Typ. gate charge

$V_{GS} = f(Q_{gate})$; I_D = -90 A pulsed

parameter: V_{DD}

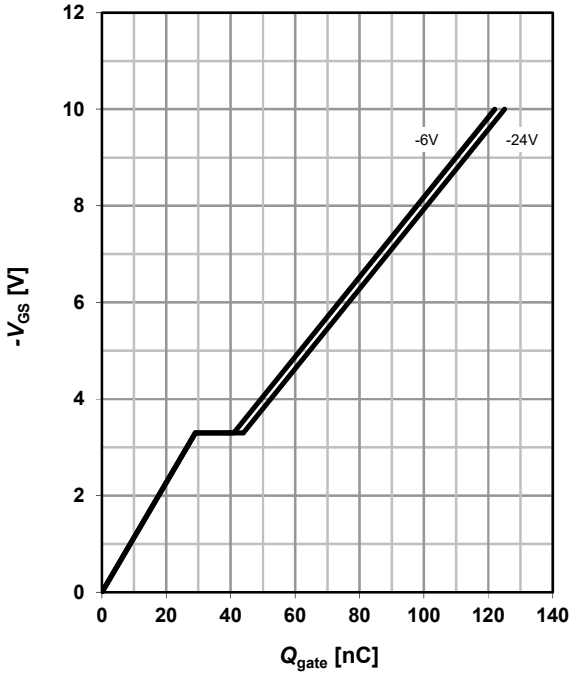

16 Gate charge waveforms

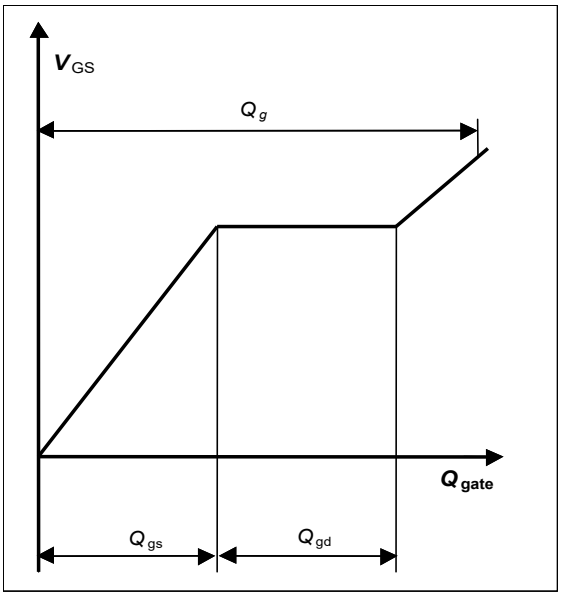

Published by
Infineon Technologies AG
81726 Munich, Germany

© Infineon Technologies AG 2022
All Rights Reserved.

Legal Disclaimer
The information given in this document shall in no event be regarded as a guarantee of conditions or characteristics. With respect to any examples or hints given herein, any typical values stated herein and/or any information regarding the application of the device, Infineon Technologies hereby disclaims any and all warranties and liabilities of any kind, including without limitation, warranties of non-infringement of intellectual property rights of any third party.

Information
For further information on technology, delivery terms and conditions and prices, please contact the nearest Infineon Technologies Office (www.infineon.com).

Warnings
Due to technical requirements, components may contain dangerous substances.
For information on the types in question, please contact the nearest Infineon Technologies Office.
Infineon Technologies components may be used in life-support devices or systems only with the express written approval of Infineon Technologies, if a failure of such components can reasonably be expected to cause the failure of that life-support device or system or to affect the safety or effectiveness of that device or system. Life support devices or systems are intended to be implanted in the human body or to support and/or maintain and sustain and/or protect human life.
If they fail, it is reasonable to assume that the health of the user or other persons may be endangered.

Revision History

Version	Date	Changes
Revision 1.0	2008-07-30	Final data sheet
Revision 1.1	2022-03-10	Corrected Crss

ENTEGRECİ

Bu belge www.entegreci.com üzerinden sunulmaktadır.

Elektronik komponent tedarikinde Entegreci

Entegreci, Eskişehir merkezli, Türkiye geneline satış yapan bir elektronik komponent mağazasıdır. Entegreler (IC), mikrodenetleyiciler, transistörler, diyotlar, pasif elemanlar, konnektörler, modüller ve geliştirme kartları tek adetten seri üretim adetlerine kadar satılır. Ürün sayfalarında güncel stok durumunu, fiyatı ve datasheet bağlantısını bulabilirsiniz.

Parça koduyla arama

Üretici parça numarasını yazın; stok ve fiyatı hemen görün.

www.entegreci.com

Ürün kategorileri

Entegreden kapasitöre tüm elektronik komponent kategorileri.

Kategorilere göz atın

Üreticiler

Aradığınız üreticinin ürünlerini tek sayfada inceleyin.

Üreticileri görün

Toplu alım ve teklif

Listede olmayan ya da yüksek adetli parçalar için teklif isteyin.

Teklif isteyin

www.entegreci.com | **destek@entegreci.com** | **0850 305 90 34**

Entegreci is an online electronic components store based in Türkiye. Search by manufacturer part number to see stock, prices and datasheets for integrated circuits, microcontrollers, transistors, passive components and connectors, or request a quote for parts that are not listed.

Bu sayfa Entegreci tarafından eklenmiştir. Belgenin önceki sayfaları asıl yayıncısına aittir ve içeriği değiştirilmemiştir; en güncel sürüm için belgenin yayıncısına başvurun.