IXYS

HiperFET™ Power MOSFET Q2-Class

IXFN80N50Q2

V_{DSS} = 500V
I_{D25} = 72A
$R_{DS(on)}$ ≤ 65mΩ
t_{rr} ≤ 250ns

N-Channel Enhancement Mode
Fast Intrinsic Rectifier

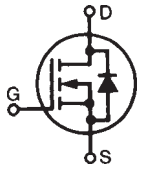

miniBLOC
E153432

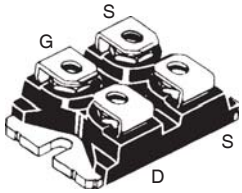

G = Gate D = Drain
S = Source

Either Source Terminal S can be used as the Source Terminal or the Kelvin Source (Gate Return) Terminal.

Symbol	Test Conditions	Maximum Ratings	
V_{DSS}	T_J = 25°C to 150°C	500	V
V_{DGR}	T_J = 25°C to 150°C, R_{GS} = 1MΩ	500	V
V_{GSS}	Continuous	±30	V
V_{GSM}	Transient	±40	V
I_{D25}	T_C = 25°C	72	A
I_{DM}	T_C = 25°C, Pulse Width Limited by T_{JM}	320	A
I_A	T_C = 25°C	80	A
E_{AS}	T_C = 25°C	5	J
dv/dt	$I_S \le I_{DM}$, $V_{DD} \le V_{DSS}$, $T_J \le 150°C$	20	V/ns
P_D	T_C = 25°C	890	W
T_J		-55 ... +150	°C
T_{JM}		150	°C
T_{stg}		-55 ... +150	°C
V_{ISOL}	50/60 Hz, RMS, t = 1minute	2500	V~
	$I_{ISOL} \le$ 1mA, t = 1s	3000	V~
M_d	Mounting Torque for Base Plate	1.5/13	Nm/lb.in
	Terminal Connection Torque	1.3/11.5	Nm/lb.in
Weight		30	g

Symbol	Test Conditions (T_J = 25°C Unless Otherwise Specified)	Characteristic Values Min.	Typ.	Max.	
BV_{DSS}	V_{GS} = 0V, I_D = 1mA	500			V
$V_{GS(th)}$	$V_{DS} = V_{GS}$, I_D = 8mA	3.0		5.5	V
I_{GSS}	V_{GS} = ±30V, V_{DS} = 0V			±200	nA
I_{DSS}	$V_{DS} = V_{DSS}$, V_{GS} = 0V			100	μA
	T_J = 125°C			5	mA
$R_{DS(on)}$	V_{GS} = 10V, I_D = 40A, Note 1			65	mΩ

Features

- International Standard Package
- Low Intrinsic Gate Resistance
- miniBLOC with Aluminum Nitride Isolation
- Avanlache Rated
- Low Package Inductance
- Fast Intrinsic Rectifier
- Low $R_{DS(on)}$ and Q_G

Advantages

- High Power Density
- Easy to Mount
- Space Savings

Applications

- DC-DC Converters
- Battery Chargers
- Switch-Mode and Resonant-Mode Power Supplies
- DC Choppers
- Temperature and Lighting Controls

© 2014 IXYS CORPORATION, All Rights Reserved

Symbol	Test Conditions (T_J = 25°C Unless Otherwise Specified)	Characteristic Values Min.	Typ.	Max.	
g_{fs}	V_{DS} = 10V, I_D = 40A, Note 1	40	55		S
C_{iss}	V_{GS} = 0V, V_{DS} = 25V, f = 1MHz		12.8		nF
C_{oss}			1640		pF
C_{rss}			440		pF
$t_{d(on)}$	**Resistive Switching Times**		29		ns
t_r	V_{GS} = 10V, V_{DS} = 0.5 • V_{DSS}, I_D = 40A		25		ns
$t_{d(off)}$	R_G = 1Ω (External)		60		ns
t_f			11		ns
$Q_{g(on)}$	V_{GS} = 10V, V_{DS} = 0.5 • V_{DSS}, I_D = 40A		250		nC
Q_{gs}			60		nC
Q_{gd}			120		nC
R_{thJC}				0.14	°C/W
R_{thCS}			0.05		°C/W

Source-Drain Diode

Symbol	Test Conditions (T_J = 25°C Unless Otherwise Specified)	Characteristic Values Min.	Typ.	Max.	
I_S	V_{GS} = 0V			80	A
I_{SM}	Repetitive, Pulse Width Limited by T_{JM}			320	A
V_{SD}	$I_F = I_S$, V_{GS} = 0V, Note 1			1.4	V
t_{rr}	I_F = 25A, -di/dt = 100A/μs			250	ns
Q_{RM}	V_R = 100V, V_{GS} = 0V		1.2		μC
I_{RM}			12.0		A

Note 1. Pulse test, t ≤ 300μs, duty cycle, d ≤ 2%.

SOT-227B (IXFN) Outline

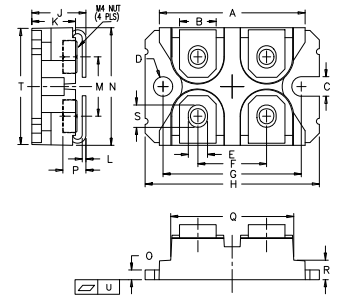

(M4 screws (4x) supplied)

SYM	INCHES MIN	INCHES MAX	MILLIMETERS MIN	MILLIMETERS MAX
A	1.240	1.255	31.50	31.88
B	.307	.323	7.80	8.20
C	.161	.169	4.09	4.29
D	.161	.169	4.09	4.29
E	.161	.169	4.09	4.29
F	.587	.595	14.91	15.11
G	1.186	1.193	30.12	30.30
H	1.496	1.505	38.00	38.23
J	.460	.481	11.68	12.22
K	.351	.378	8.92	9.60
L	.030	.033	0.76	0.84
M	.496	.506	12.60	12.85
N	.990	1.001	25.15	25.42
O	.078	.084	1.98	2.13
P	.195	.235	4.95	5.97
Q	1.045	1.059	26.54	26.90
R	.155	.174	3.94	4.42
S	.186	.191	4.72	4.85
T	.968	.987	24.59	25.07
U	-.002	.004	-0.05	0.1

IXYS Reserves the Right to Change Limits, Test Conditions, and Dimensions.

IXYS MOSFETs and IGBTs are covered by one or more of the following U.S. patents: 4,835,592 4,860,072 4,881,106 4,931,844 5,017,508 5,034,796 5,049,961 5,063,307 5,187,117 5,237,481 5,381,025 5,486,715 6,162,665 6,259,123 B1 6,306,728 B1 6,404,065 B1 6,534,343 6,583,505 6,683,344 6,710,405 B2 6,710,463 6,727,585 6,759,692 6,771,478 B2 7,005,734 B2 7,063,975 B2 7,071,537 7,157,338B2

Fig. 1. Output Characteristics @ T_J = 25ºC

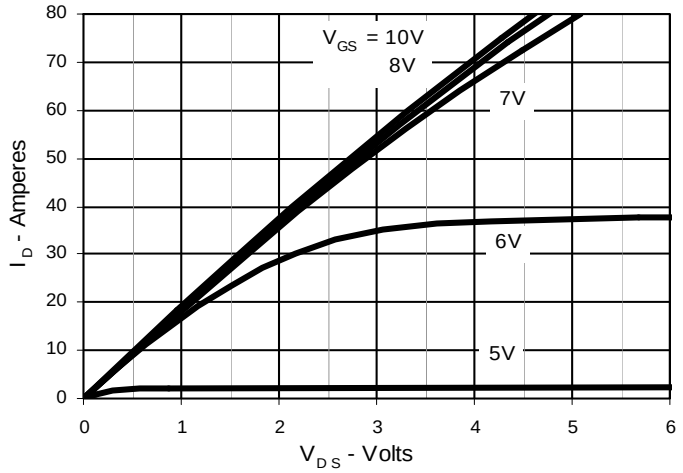

Fig. 2. Extended Output Characteristics @ T_J = 25ºC

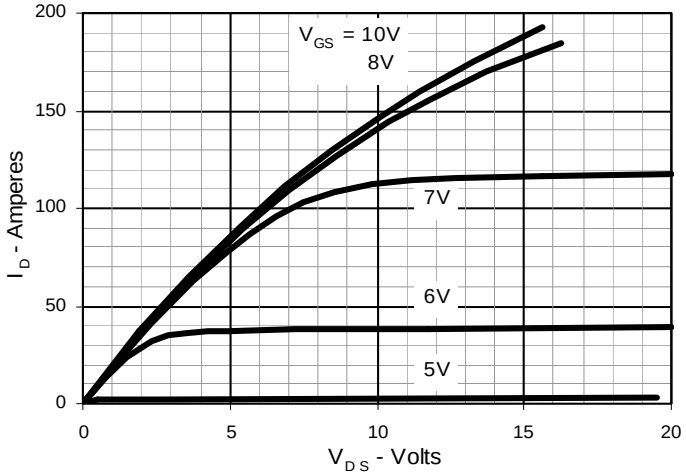

Fig. 3. Output Characteristics @ T_J = 125ºC

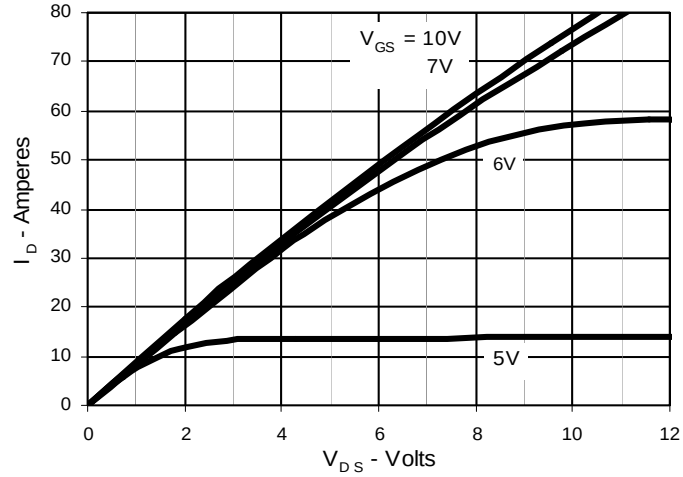

Fig. 4. $R_{DS(on)}$ Normalized to I_D = 40A Value vs. Junction Temperature

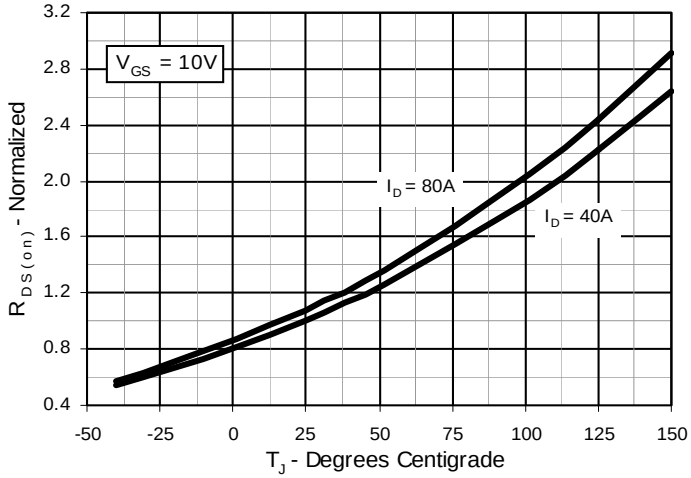

Fig. 5. $R_{DS(on)}$ Normalized to I_D = 40A Value vs. Drain Current

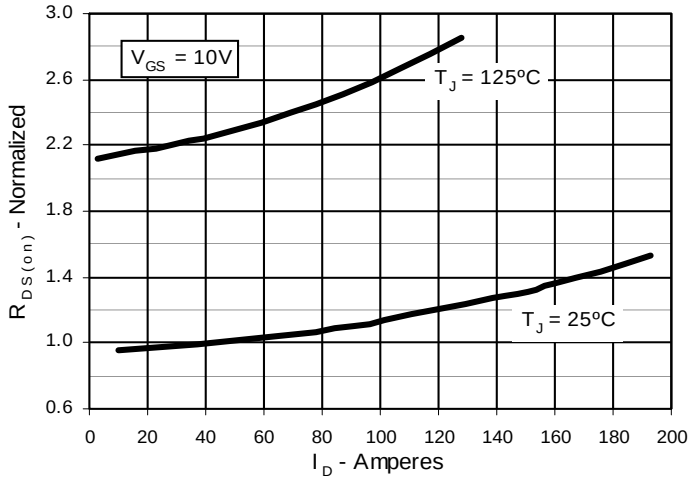

Fig. 6. Drain Current vs. Case Temperature

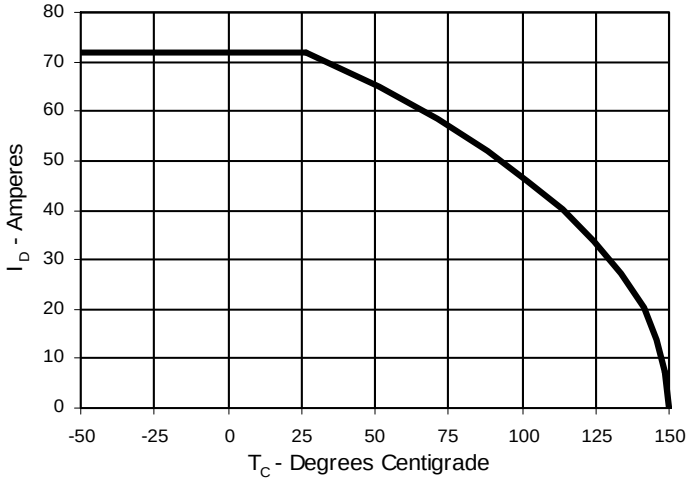

© 2014 IXYS CORPORATION, All Rights Reserved

Fig. 7. Input Admittance

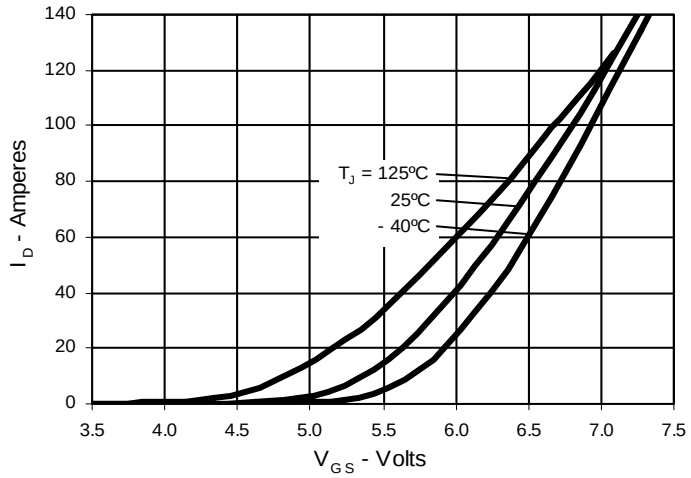

Fig. 8. Transconductance

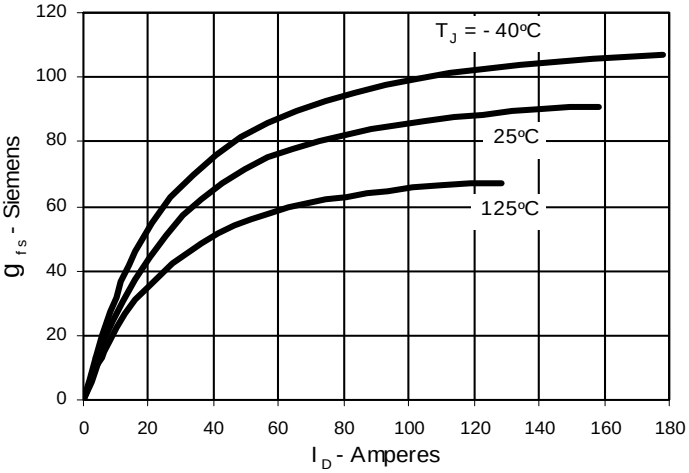

Fig. 9. Source Current vs. Source-To Drain Voltage

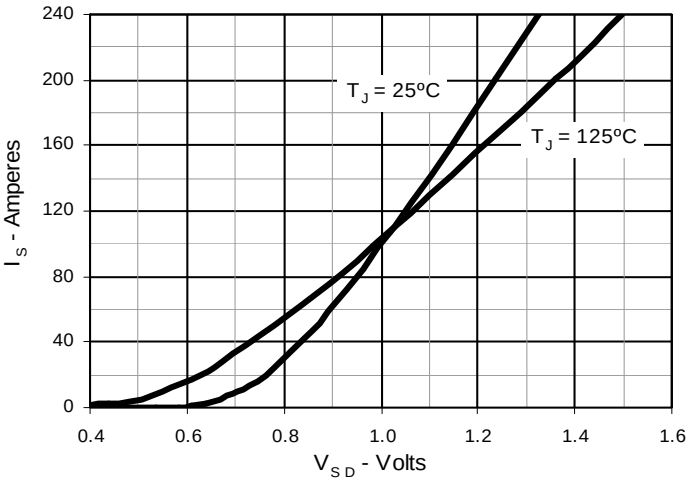

Fig. 10. Gate Charge

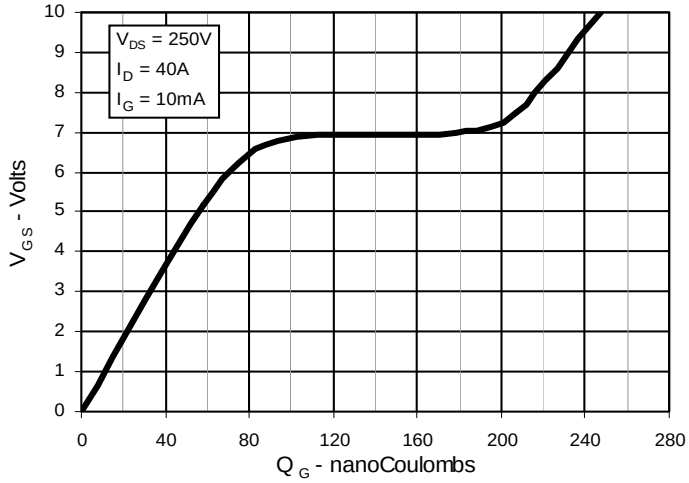

Fig. 11. Capacitance

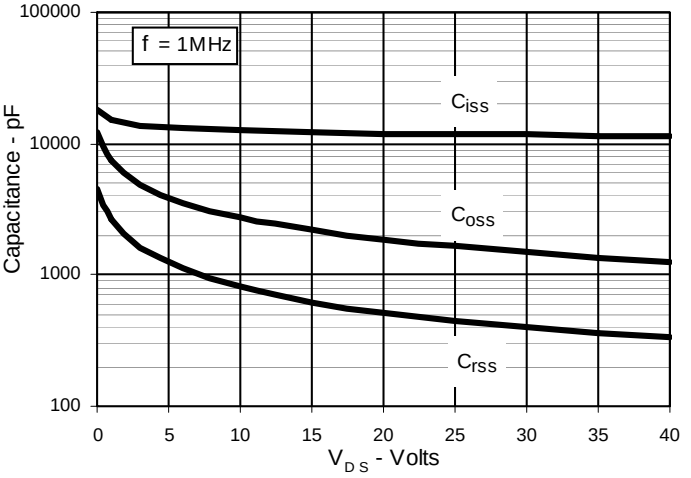

Fig. 12. Maximum Transient Thermal Impedance

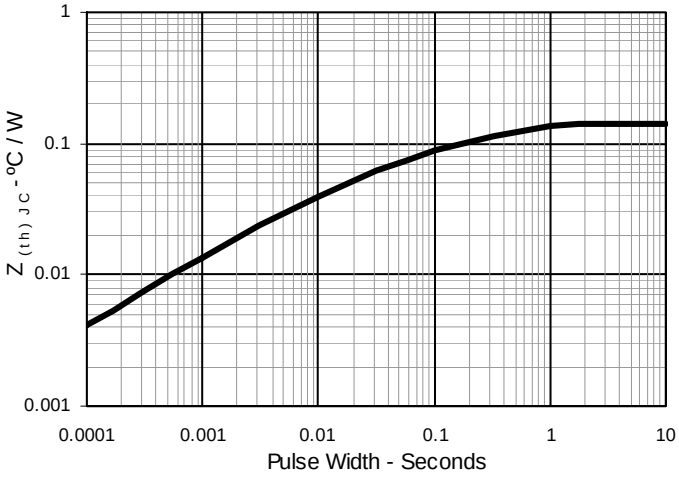

IXYS Reserves the Right to Change Limits, Test Conditions, and Dimensions.



Disclaimer Notice - Information furnished is believed to be accurate and reliable. However, users should independently evaluate the suitability of and test each product selected for their own applications. Littelfuse products are not designed for, and may not be used in, all applications. Read complete Disclaimer Notice at www.littelfuse.com/disclaimer-electronics.

ENTEGRECİ

Bu belge www.entegreci.com üzerinden sunulmaktadır.

Elektronik komponent tedarikinde Entegreci

Entegreci, Eskişehir merkezli, Türkiye geneline satış yapan bir elektronik komponent mağazasıdır. Entegreler (IC), mikrodenetleyiciler, transistörler, diyotlar, pasif elemanlar, konnektörler, modüller ve geliştirme kartları tek adetten seri üretim adetlerine kadar satılır. Ürün sayfalarında güncel stok durumunu, fiyatı ve datasheet bağlantısını bulabilirsiniz.

Parça koduyla arama

Üretici parça numarasını yazın; stok ve fiyatı hemen görün.

www.entegreci.com

Ürün kategorileri

Entegreden kapasitöre tüm elektronik komponent kategorileri.

Kategorilere göz atın

Üreticiler

Aradığınız üreticinin ürünlerini tek sayfada inceleyin.

Üreticileri görün

Toplu alım ve teklif

Listede olmayan ya da yüksek adetli parçalar için teklif isteyin.

Teklif isteyin

www.entegreci.com | **destek@entegreci.com** | **0850 305 90 34**

Entegreci is an online electronic components store based in Türkiye. Search by manufacturer part number to see stock, prices and datasheets for integrated circuits, microcontrollers, transistors, passive components and connectors, or request a quote for parts that are not listed.

Bu sayfa Entegreci tarafından eklenmiştir. Belgenin önceki sayfaları asıl yayıncısına aittir ve içeriği değiştirilmemiştir; en güncel sürüm için belgenin yayıncısına başvurun.