IPT012N08N5-VB Datasheet

N-Channel 80 V (D-S) MOSFET

PRODUCT SUMMARY			
V_{DS} (V)	$R_{DS(on)}$ (Ω) MAX.	I_D (A)	Q_g (TYP.)
80	0.001 at V_{GS} = 10 V	350	80 nC

FEATURES

- SGT technology Power MOSFET
- Maximum 150 °C junction temperature
- 100 % R_g and UIS tested

RoHS COMPLIANT
HALOGEN FREE

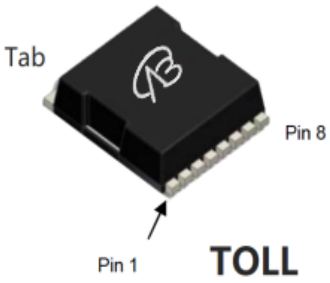

Top View

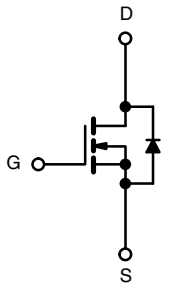

N-Channel MOSFET

APPLICATIONS

- Power supplies:
  - Uninterruptible power supplies
  - AC/DC switch-mode power supplies
  - Lighting
- Synchronous rectification
- DC/DC converter
- Motor drive switch
- DC/AC inverter
- Solar micro inverter
- Class D audio amplifier

ABSOLUTE MAXIMUM RATINGS (T_C = 25 °C, unless otherwise noted)				
PARAMETER		SYMBOL	LIMIT	UNIT
Drain-Source Voltage		V_{DS}	80	V
Gate-Source Voltage		V_{GS}	± 20	
Continuous Drain Current (T_J = 150 °C)	T_C = 25 °C	I_D	350	A
	T_C = 70 °C		210	
Pulsed Drain Current (t = 100 µs)		I_{DM}	1050	
Avalanche Current	L = 0.5 mH	I_{AS}	70	
Single Avalanche Energy [a]		E_{AS}	1400	mJ
Maximum Power Dissipation [a]	T_C = 25 °C	P_D	370[b]	W
	T_C = 100 °C		180[b]	
Operating Junction and Storage Temperature Range		T_J, T_{stg}	-55 to +150	°C

THERMAL RESISTANCE RATINGS			
PARAMETER	SYMBOL	LIMIT	UNIT
Junction-to-Ambient (PCB Mount) [c]	R_{thJA}	40	°C/W
Junction-to-Case (Drain)	R_{thJC}	0.4	

Notes

a. Duty cycle ≤ 1 %.
b. See SOA curve for voltage derating.
c. When mounted on 1" square PCB (FR4 material).

SPECIFICATIONS (T_J = 25 °C, unless otherwise noted)						
PARAMETER	**SYMBOL**	**TEST CONDITIONS**	**MIN.**	**TYP.**	**MAX.**	**UNIT**
Static						
Drain-Source Breakdown Voltage	V_{DS}	V_{GS} = 0 V, I_D = 250 µA	80	-	-	V
Gate Threshold Voltage	$V_{GS(th)}$	V_{DS} = V_{GS}, I_D = 250 µA	2.0	-	4.5	
Gate-Body Leakage	I_{GSS}	V_{DS} = 0 V, V_{GS} = ± 20 V	-	-	± 250	nA
Zero Gate Voltage Drain Current	I_{DSS}	V_{DS} = 64 V, V_{GS} = 0 V	-	-	1	µA
		V_{DS} = 64 V, V_{GS} = 0 V, T_J = 125 °C	-	-	150	
		V_{DS} = 64 V, V_{GS} = 0 V, T_J = 150°C	-	-	5	mA
On-State Drain Current [a]	$I_{D(on)}$	V_{DS} ≥ 10 V, V_{GS} = 10 V	90	-	-	A
Drain-Source On-State Resistance [a]	$R_{DS(on)}$	V_{GS} = 10 V, I_D = 50 A	-	0.0010	-	Ω
		V_{GS} = 4.5 V, I_D =30 A	-	0.0020	-	
Forward Transconductance [a]	g_{fs}	V_{DS} = 15 V, I_D = 30 A	-	75	-	S
Dynamic [b]						
Input Capacitance	C_{iss}	V_{GS} = 0 V, V_{DS} = 100 V, f = 1 MHz	-	15000	-	pF
Output Capacitance	C_{oss}		-	246	-	
Reverse Transfer Capacitance	C_{rss}		-	21	-	
Total Gate Charge [c]	Q_g	V_{DS} = 100 V, V_{GS} = 10 V, I_D = 60 A	-	80	96	nC
Gate-Source Charge [c]	Q_{gs}		-	16.7	-	
Gate-Drain Charge [c]	Q_{gd}		-	16.9	-	
Gate Resistance	R_g	f = 1 MHz	1.5	3	5	Ω
Turn-On Delay Time [c]	$t_{d(on)}$	V_{DD} = 100 V, R_L = 1.66 Ω I_D ≅ 60 A, V_{GEN} = 10 V, R_g = 1 Ω	-	15	29	ns
Rise Time [c]	t_r		-	20	25	
Turn-Off Delay Time [c]	$t_{d(off)}$		-	31	71	
Fall Time [c]	t_f		-	20	35	
Drain-Source Body Diode Ratings and Characteristics [b] (T_C = 25 °C)						
Pulsed Current (t = 100 µs)	I_{SM}		-	-	1050	A
Forward Voltage [a]	V_{SD}	I_F = 10 A, V_{GS} = 0 V	-	0.8	1.2	V
Reverse Recovery Time	t_{rr}	I_F = 30 A, di/dt = 100 A/µs	-	180	-	ns
Peak Reverse Recovery Charge	$I_{RM(REC)}$		-	11	20	A
Reverse Recovery Charge	Q_{rr}		-	0.9	1.8	µC

Notes

a. Pulse test; pulse width ≤ 300 µs, duty cycle ≤ 2 %.
b. Guaranteed by design, not subject to production testing.
c. Independent of operating temperature.

TYPICAL CHARACTERISTICS (T_A = 25 °C, unless otherwise noted)

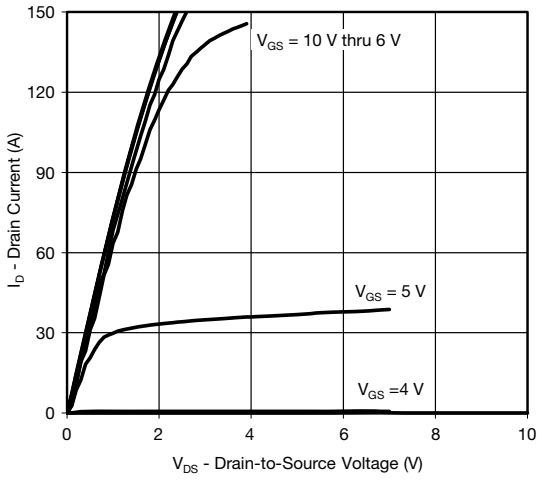

Output Characteristics

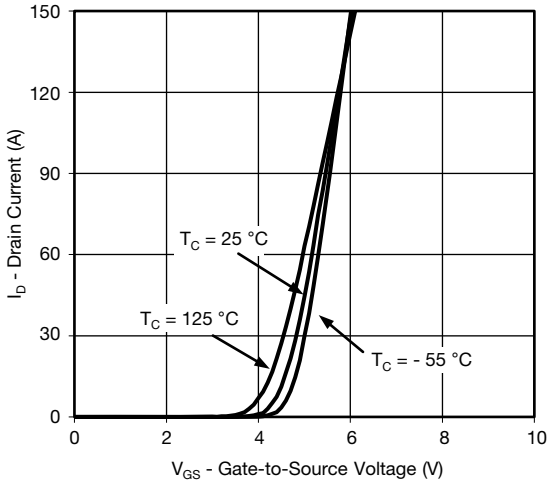

Transfer Characteristics

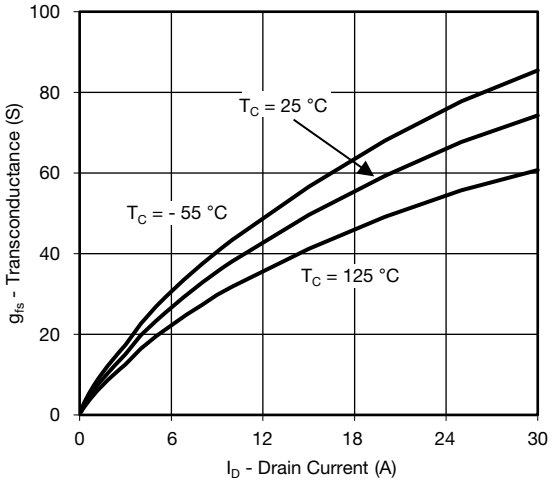

Transconductance

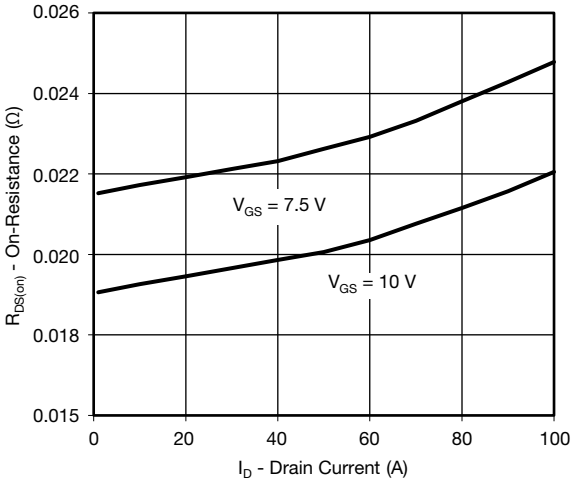

On-Resistance vs. Drain Current

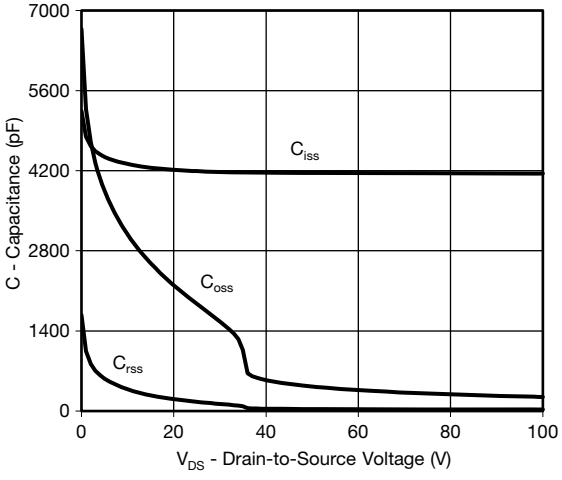

Capacitance

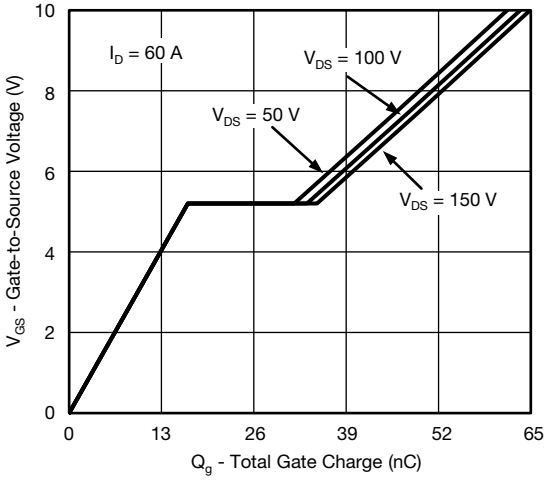

Gate Charge

TYPICAL CHARACTERISTICS (T_A = 25 °C, unless otherwise noted)

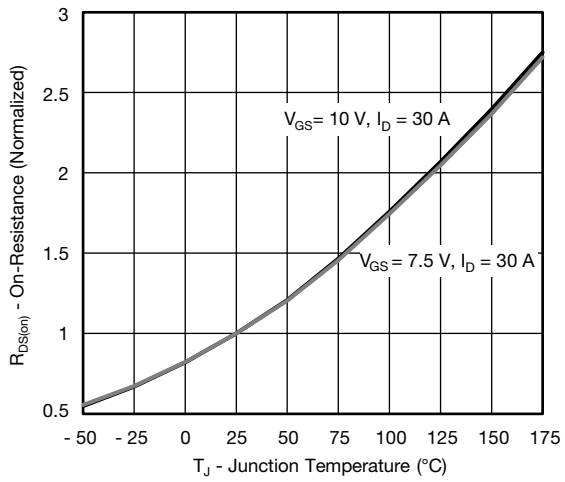

On-Resistance vs. Junction Temperature

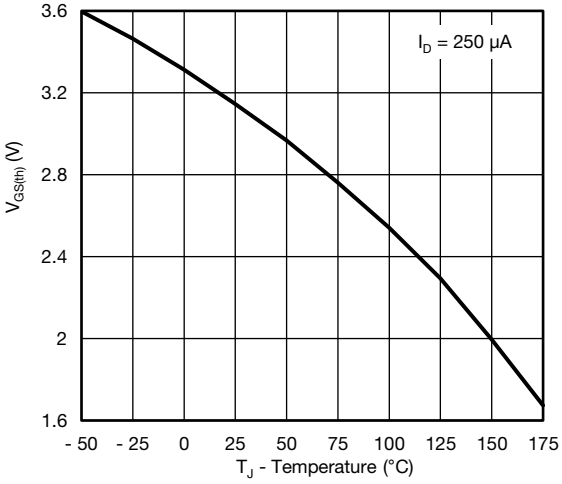

Threshold Voltage

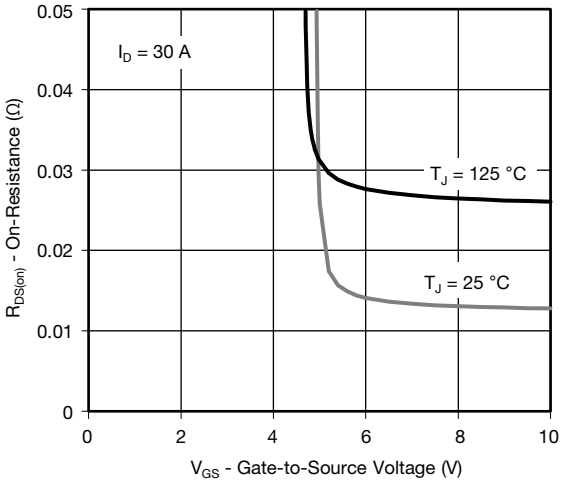

On-Resistance vs. Gate-to-Source Voltage

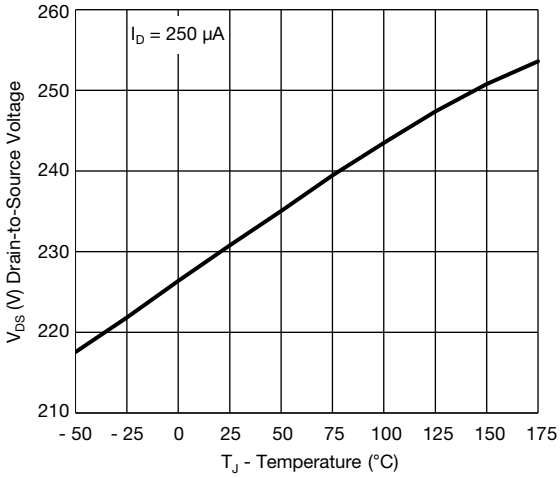

Drain Source Breakdown vs. Junction Temperature

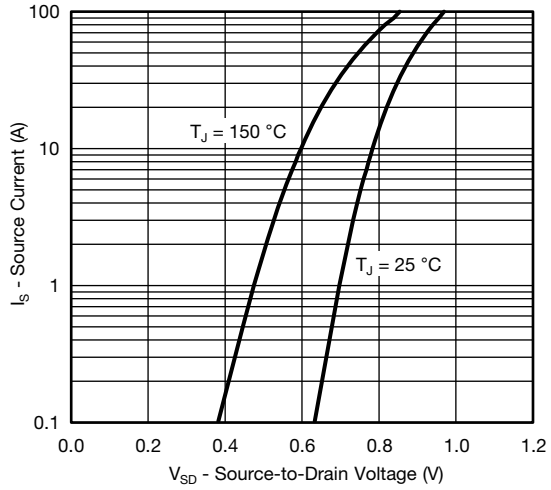

Source Drain Diode Forward Voltage

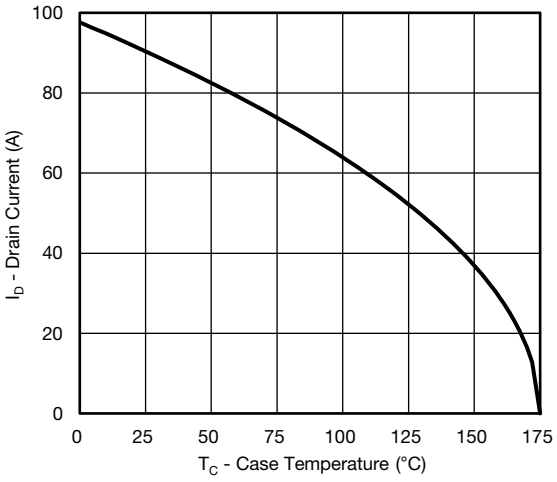

Current De-rating

THERMAL RATINGS (T_A = 25 °C, unless otherwise noted)

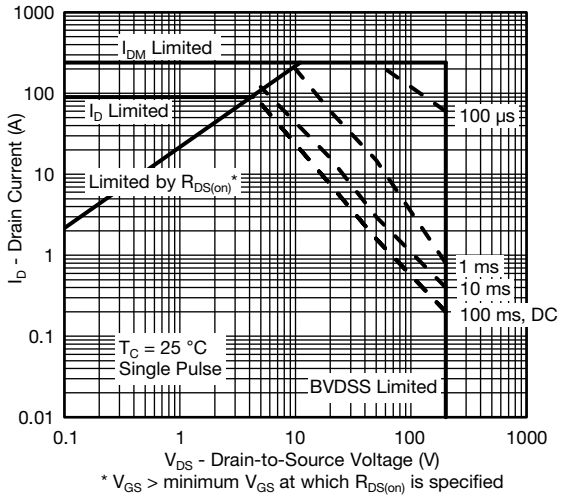

Safe Operating Area

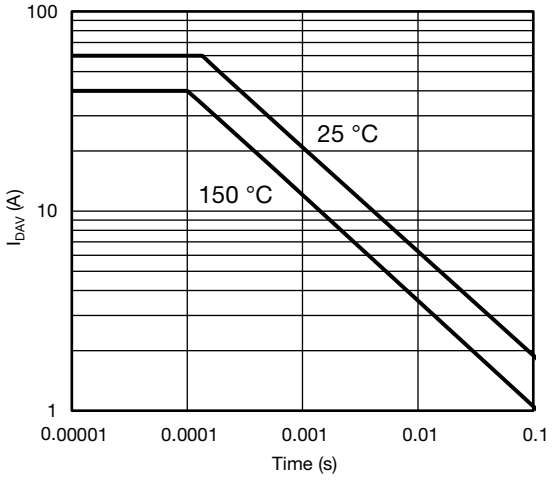

Single Pulse Avalanche Current Capability vs. Time

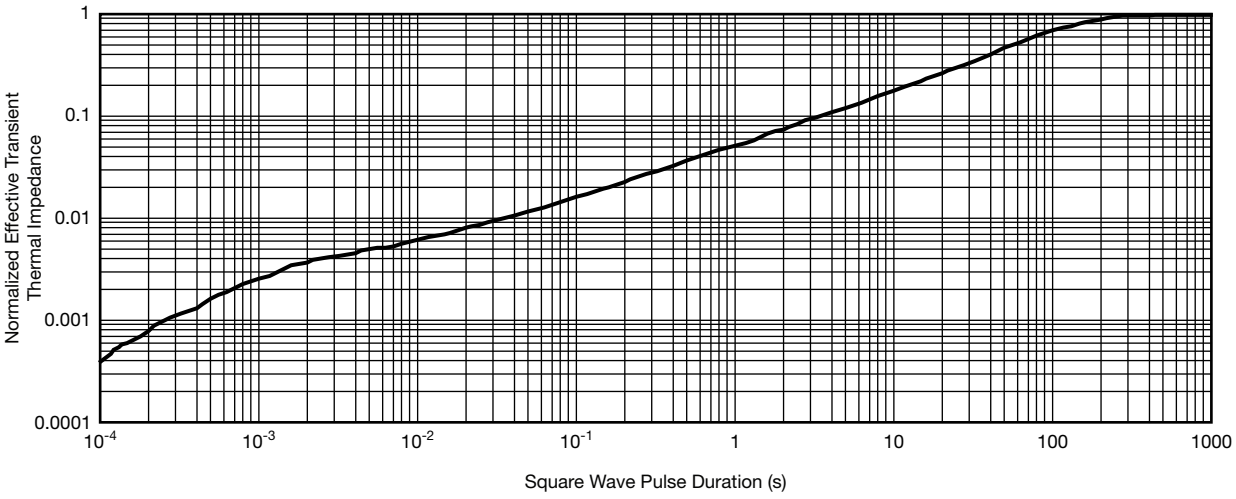

Normalized Thermal Transient Impedance, Junction-to-Ambient

THERMAL RATINGS (T_A = 25 °C, unless otherwise noted)

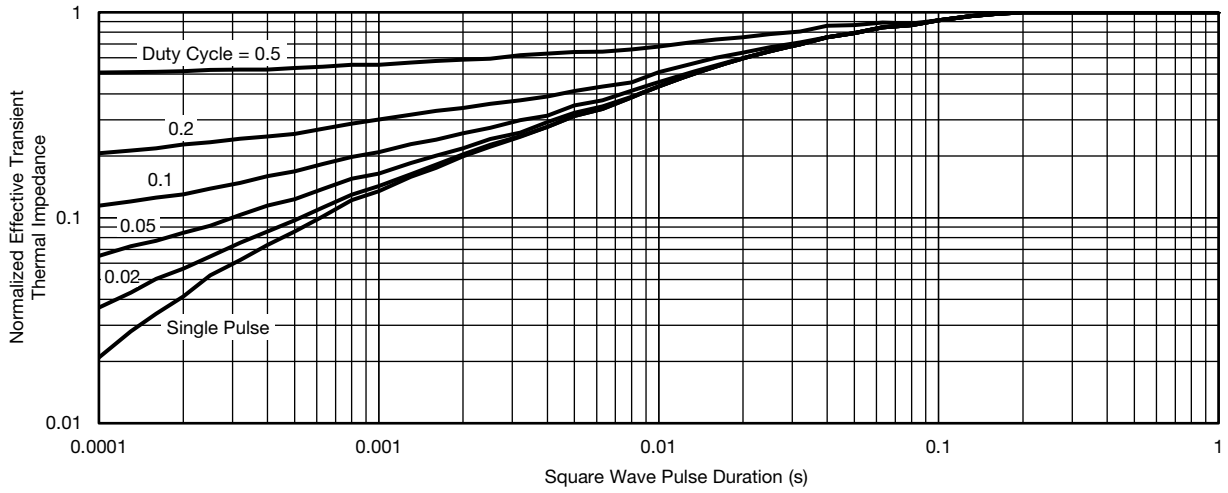

Normalized Thermal Transient Impedance, Junction-to-Case

Note

- The characteristics shown in the two graphs
  - Normalized Transient Thermal Impedance Junction to Ambient (25 °C)
  - Normalized Transient Thermal Impedance Junction to Case (25 °C)

  are given for general guidelines only to enable the user to get a “ball park” indication of part capabilities. The data are extracted from single pulse transient thermal impedance characteristics which are developed from empirical measurements. The latter is valid for the part mounted on printed circuit board - FR4, size 1" x 1" x 0.062", double sided with 2 oz. copper, 100 % on both sides. The part capabilities can widely vary depending on actual application parameters and operating conditions.

Package Outlines

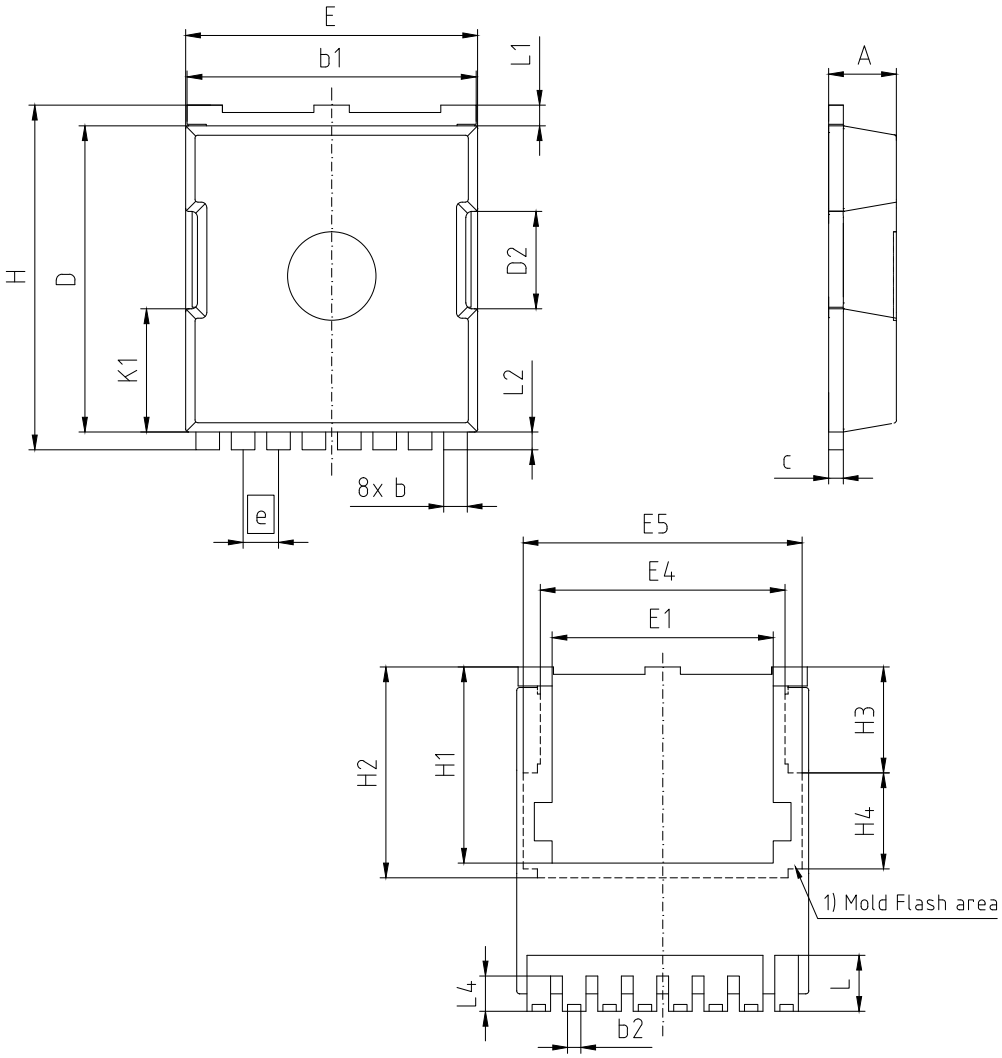

DIM	MILLIMETERS		INCHES	
	MIN	MAX	MIN	MAX
A	2.20	2.40	0.087	0.094
b	0.70	0.90	0.028	0.035
b1	9.70	9.90	0.382	0.390
b2	0.42	0.50	0.017	0.020
c	0.40	0.60	0.016	0.024
D	10.28	10.58	0.405	0.416
D2	3.30		0.130	
E	9.70	10.10	0.382	0.398
E1	7.50		0.295	
E4	8.50		0.335	
E5	9.46		0.372	
e	1.20 (BSC)		0.047 (BSC)	
H	11.48	11.88	0.452	0.468
H1	6.55	6.75	0.258	0.266
H2	7.15		0.281	
H3	3.59		0.141	
H4	3.26		0.128	
N	8		8	
K1	4.18		0.165	
L	1.60	2.10	0.063	0.083
L1	0.70		0.028	
L2	0.60		0.024	
L4	1.00	1.30	0.039	0.051

DOCUMENT NO.
Z8B00169619

SCALE
0 2 0 2 4mm

EUROPEAN PROJECTION

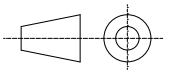

ISSUE DATE
20-02-2014

REVISION
02

Disclaimer

All products due to improve reliability, function or design or for other reasons, product specifications and data are subject to change without notice.

Taiwan VBsemi Electronics Co., Ltd., branches, agents, employees, and all persons acting on its or their representatives (collectively, the "Taiwan VBsemi"), assumes no responsibility for any errors, inaccuracies or incomplete data contained in the table or any other any disclosure of any information related to the product.(www.VBsemi.com)

Taiwan VBsemi makes no guarantee, representation or warranty on the product for any particular purpose of any goods or continuous production. To the maximum extent permitted by applicable law on Taiwan VBsemi relinquished: (1) any application and all liability arising out of or use of any products; (2) any and all liability, including but not limited to special, consequential damages or incidental ; (3) any and all implied warranties, including a particular purpose, non-infringement and merchantability guarantee.

Statement on certain types of applications are based on knowledge of the product is often used in a typical application of the general product VBsemi Taiwan demand that the Taiwan VBsemi of. Statement on whether the product is suitable for a particular application is non-binding. It is the customer's responsibility to verify specific product features in the products described in the specification is appropriate for use in a particular application. Parameter data sheets and technical specifications can be provided may vary depending on the application and performance over time. All operating parameters, including typical parameters must be made by customer's technical experts validated for each customer application. Product specifications do not expand or modify Taiwan VBsemi purchasing terms and conditions, including but not limited to warranty herein.

Unless expressly stated in writing, Taiwan VBsemi products are not intended for use in medical, life saving, or life sustaining applications or any other application. Wherein VBsemi product failure could lead to personal injury or death, use or sale of products used in Taiwan VBsemi such applications using client did not express their own risk. Contact your authorized Taiwan VBsemi people who are related to product design applications and other terms and conditions in writing.

The information provided in this document and the company's products without a license, express or implied, by estoppel or otherwise, to any intellectual property rights granted to the VBsemi act or document. Product names and trademarks referred to herein are trademarks of their respective representatives will be all.

Material Category Policy

Taiwan VBsemi Electronics Co., Ltd., hereby certify that all of the products are determined to be RoHS compliant and meets the definition of restrictions under Directive of the European Parliament 2011/65 / EU, 2011 Nian. 6. 8 Ri Yue restrict the use of certain hazardous substances in electrical and electronic equipment (EEE) - modification, unless otherwise specified as inconsistent.(www.VBsemi.com)

Please note that some documents may still refer to Taiwan VBsemi RoHS Directive 2002/95 / EC. We confirm that all products identified as consistent with the Directive 2002/95 / EC European Directive 2011/65 /.

Taiwan VBsemi Electronics Co., Ltd. hereby certify that all of its products comply identified as halogen-free halogen-free standards required by the JEDEC JS709A. Please note that some Taiwanese VBsemi documents still refer to the definition of IEC 61249-2-21, and we are sure that all products conform to confirm compliance with IEC 61249-2-21 standard level JS709A.

ENTEGRECİ

Bu belge www.entegreci.com üzerinden sunulmaktadır.

Elektronik komponent tedarikinde Entegreci

Entegreci, Eskişehir merkezli, Türkiye geneline satış yapan bir elektronik komponent mağazasıdır. Entegreler (IC), mikrodenetleyiciler, transistörler, diyotlar, pasif elemanlar, konnektörler, modüller ve geliştirme kartları tek adetten seri üretim adetlerine kadar satılır. Ürün sayfalarında güncel stok durumunu, fiyatı ve datasheet bağlantısını bulabilirsiniz.

Parça koduyla arama

Üretici parça numarasını yazın; stok ve fiyatı hemen görün.

www.entegreci.com

Ürün kategorileri

Entegreden kapasitöre tüm elektronik komponent kategorileri.

Kategorilere göz atın

Üreticiler

Aradığınız üreticinin ürünlerini tek sayfada inceleyin.

Üreticileri görün

Toplu alım ve teklif

Listede olmayan ya da yüksek adetli parçalar için teklif isteyin.

Teklif isteyin

www.entegreci.com | **destek@entegreci.com** | **0850 305 90 34**

Entegreci is an online electronic components store based in Türkiye. Search by manufacturer part number to see stock, prices and datasheets for integrated circuits, microcontrollers, transistors, passive components and connectors, or request a quote for parts that are not listed.

Bu sayfa Entegreci tarafından eklenmiştir. Belgenin önceki sayfaları asıl yayıncısına aittir ve içeriği değiştirilmemiştir; en güncel sürüm için belgenin yayıncısına başvurun.