N-Channel Enhancement Mode Power MOSFET

Description

The GT100N12M uses advanced trench technology to provide excellent $R_{DS(ON)}$, low gate charge. It can be used in a wide variety of applications.

General Features

- V_{DS} 120V
- I_D (at V_{GS} = 10V) 70A
- $R_{DS(ON)}$ (at V_{GS} = 10V) < 10mΩ
- 100% Avalanche Tested
- RoHS Compliant

Application

- Power switch
- DC/DC converters

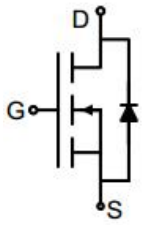

Schematic diagram



TO-263

Ordering Information

Device	Package	Marking	Packaging
GT100N12M	TO-263	GT100N12	800pcs/Reel

Absolute Maximum Ratings T_C = 25ºC, unless otherwise noted

Parameter		Symbol	Value	Unit
Drain-Source Voltage		V_{DS}	120	V
Continuous Drain Current	T_C = 25ºC	I_D	70	A
	T_C = 100ºC		44	
Pulsed Drain Current (note1)		I_{DM}	280	A
Gate-Source Voltage		V_{GS}	±20	V
Power Dissipation		P_D	100	W
Single pulse avalanche energy （note2）		E_{AS}	156	mJ
Operating Junction and Storage Temperature Range		T_J, T_{stg}	-55 To 150	ºC

Thermal Resistance

Parameter	Symbol	Value	Unit
Thermal Resistance, Junction-to-Ambient	R_{thJA}	50	ºC/W
Maximum Junction-to-Case	R_{thJC}	1.25	ºC/W

Specifications T_J = 25ºC, unless otherwise noted

Parameter	Symbol	Test Conditions	Value			Unit
			Min.	Typ.	Max.	
Static Parameters						
Drain-Source Breakdown Voltage	$V_{(BR)DSS}$	V_{GS} = 0V, I_D = 250μA	120	--	--	V
Zero Gate Voltage Drain Current	I_{DSS}	V_{DS} = 120V, V_{GS} = 0V	--	--	1	μA
Gate-Source Leakage	I_{GSS}	V_{GS} = ±20V	--	--	±100	nA
Gate-Source Threshold Voltage	$V_{GS(th)}$	V_{DS} = V_{GS}, I_D = 250μA	2.0	3.0	4.0	V
Drain-Source On-Resistance	$R_{DS(on)}$	V_{GS} = 10V, I_D = 20A	--	7.4	10	mΩ
Forward Transconductance	g_{FS}	V_{GS} = 5V, I_D = 20A	--	25	--	S
Dynamic Parameters						
Input Capacitance	C_{iss}	V_{GS} = 0V, V_{DS} = 60V, f = 1.0MHz	--	2990	--	pF
Output Capacitance	C_{oss}		--	335	--	
Reverse Transfer Capacitance	C_{rss}		--	4	--	
Total Gate Charge	Q_g	V_{DD} = 60V, I_D = 20A, V_{GS} = 10V	--	45	--	nC
Gate-Source Charge	Q_{gs}		--	16	--	
Gate-Drain Charge	Q_{gd}		--	11	--	
Turn-on Delay Time	$t_{d(on)}$	V_{DD} = 60V, I_D = 20A, R_G = 1.6Ω	--	15	--	ns
Turn-on Rise Time	t_r		--	10	--	
Turn-off Delay Time	$t_{d(off)}$		--	34	--	
Turn-off Fall Time	t_f		--	8	--	
Drain-Source Body Diode Characteristics						
Continuous Body Diode Current	I_S	T_C = 25ºC	--	--	70	A
Body Diode Voltage	V_{SD}	T_J = 25ºC, I_{SD} = 20A, V_{GS} = 0V	--	--	1.2	V
Reverse Recovery Charge	Qrr	I_F = 20A, V_{GS} = 0V di/dt=100A/us	--	106	--	nC
Reverse Recovery Time	Trr		--	60	--	ns

Notes

1. Repetitive Rating: Pulse width limited by maximum junction temperature
2. EAS condition : Tj=25℃ ,VDD=50V,VGS=10V,L=0.5mH,Rg=25Ω
   The table shows the minimum avalanche energy, which is 420mJ when the device is tested until failure
3. Identical low side and high side switch with identical R_G

Gate Charge Test Circuit

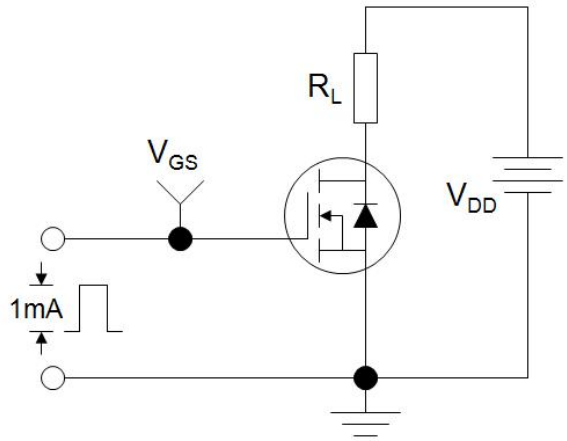

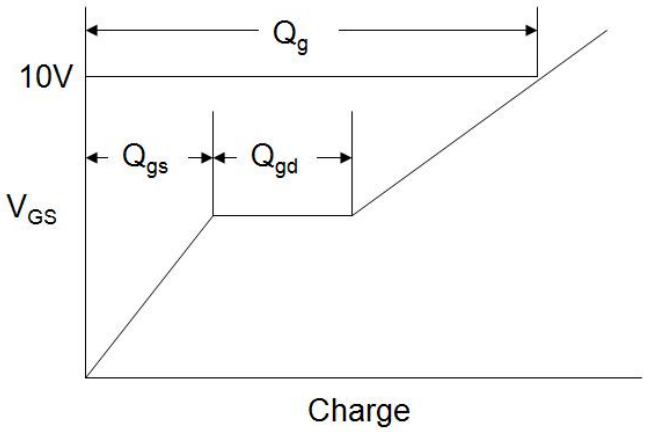

Switch Time Test Circuit

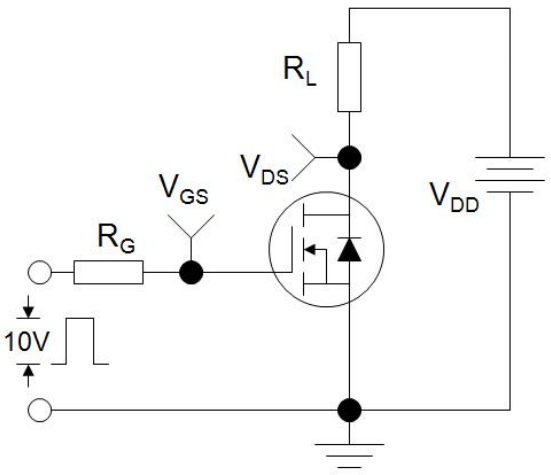

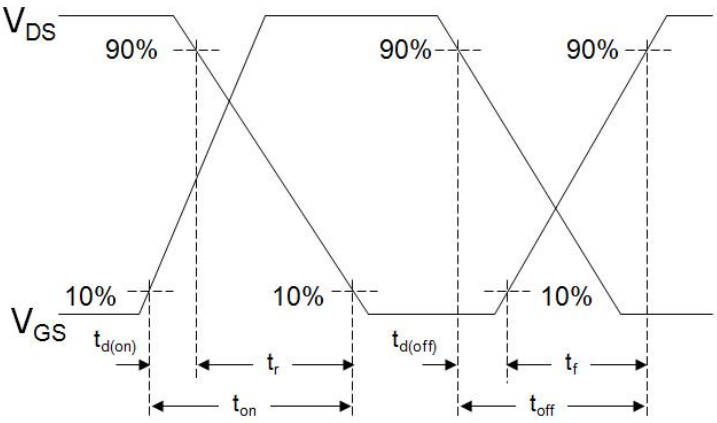

EAS Test Circuit

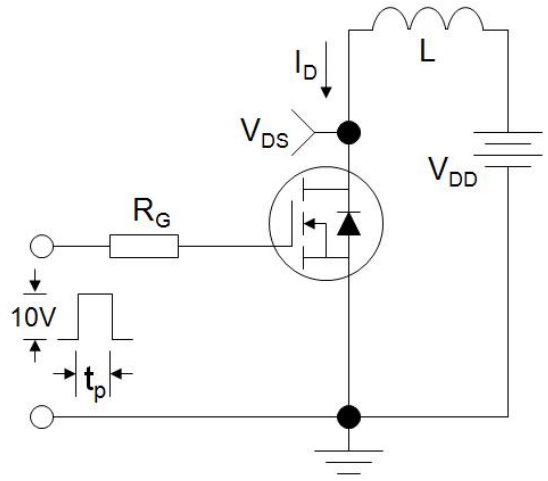

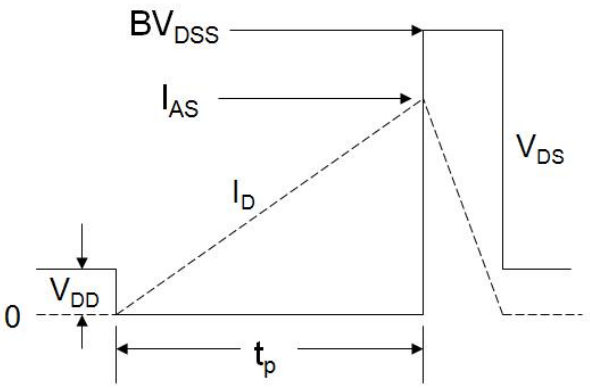

Typical Characteristics T_J = 25ºC, unless otherwise noted

Figure 1. Output Characteristics

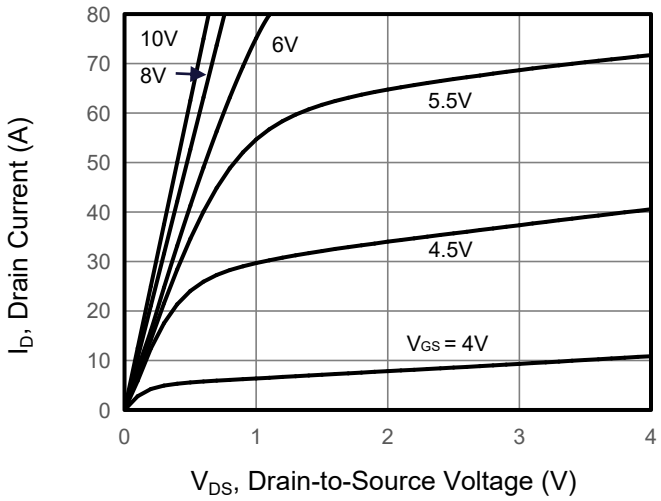

Figure 2. Transfer Characteristics

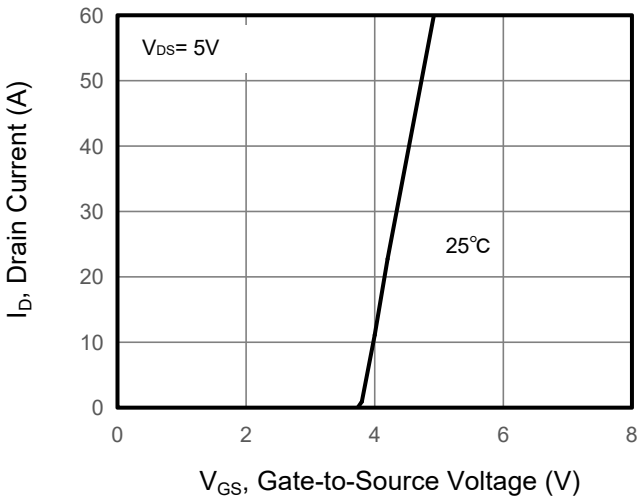

Figure 3. Drain Source On Resistance

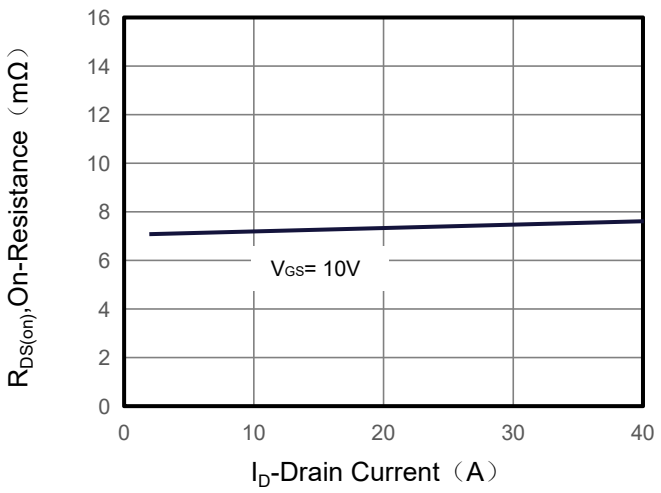

Figure 4. Gate Charge

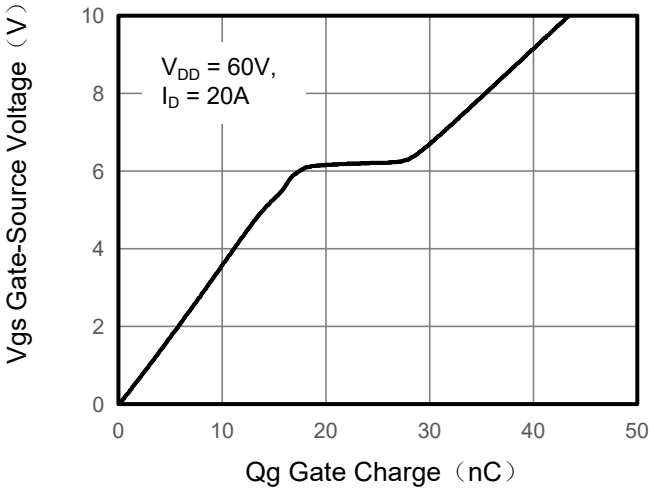

Figure 5. Capacitance

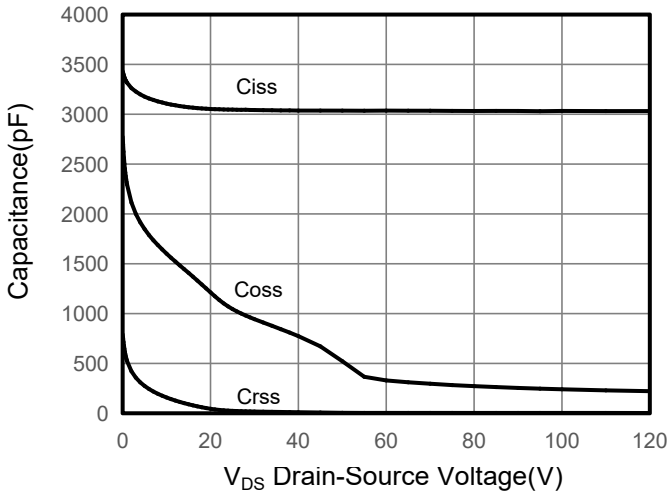

Figure 6. Source-Drain Diode Forward

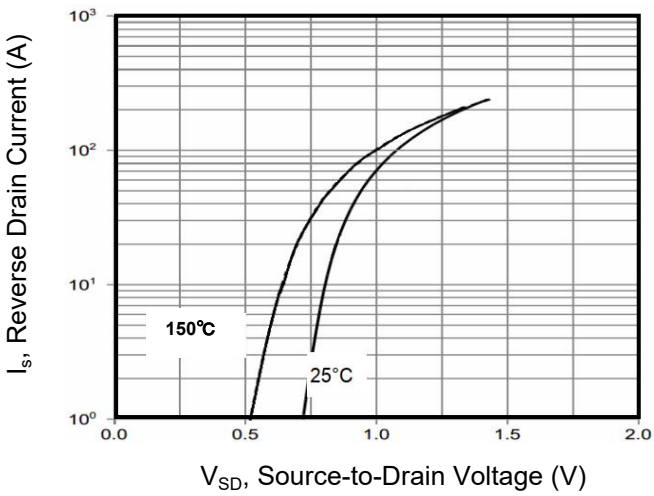

Typical Characteristics T_J = 25ºC, unless otherwise noted

Figure 7. Drain-Source On-Resistance

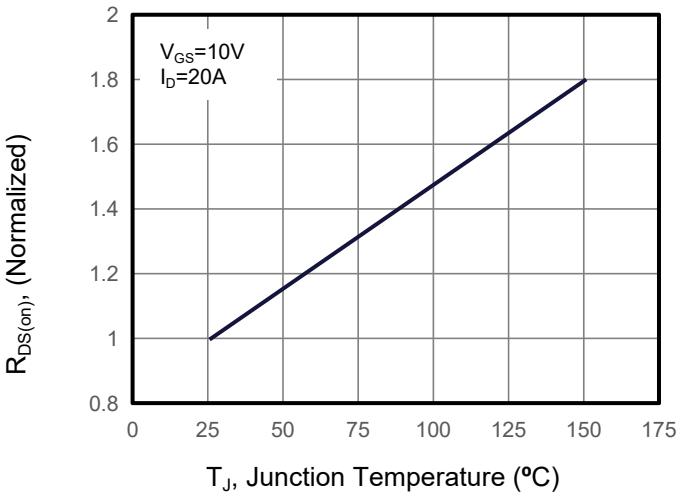

Figure 8. Safe Operation Area

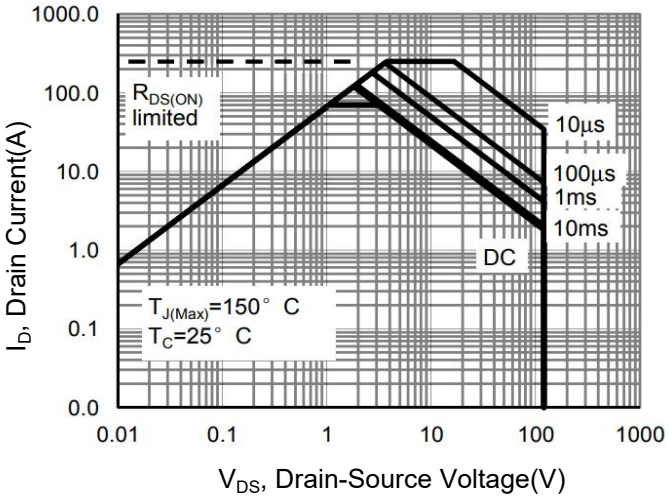

Figure 9. Maximum Continuous Drain Current vs Case Temperature

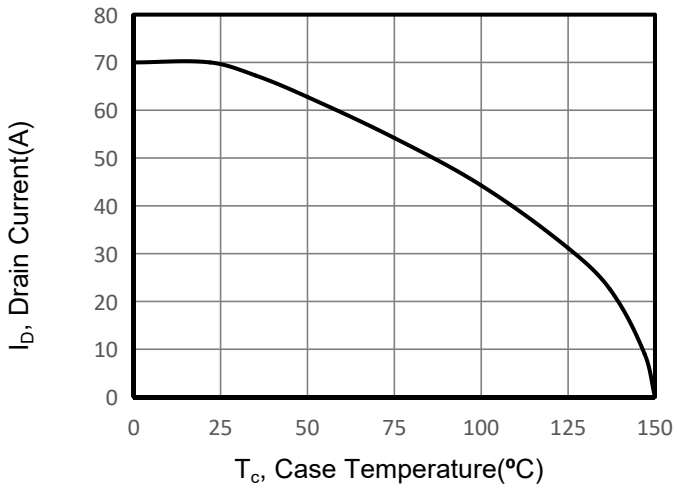

Figure 10. Normalized Maximum Transient Thermal Impedance

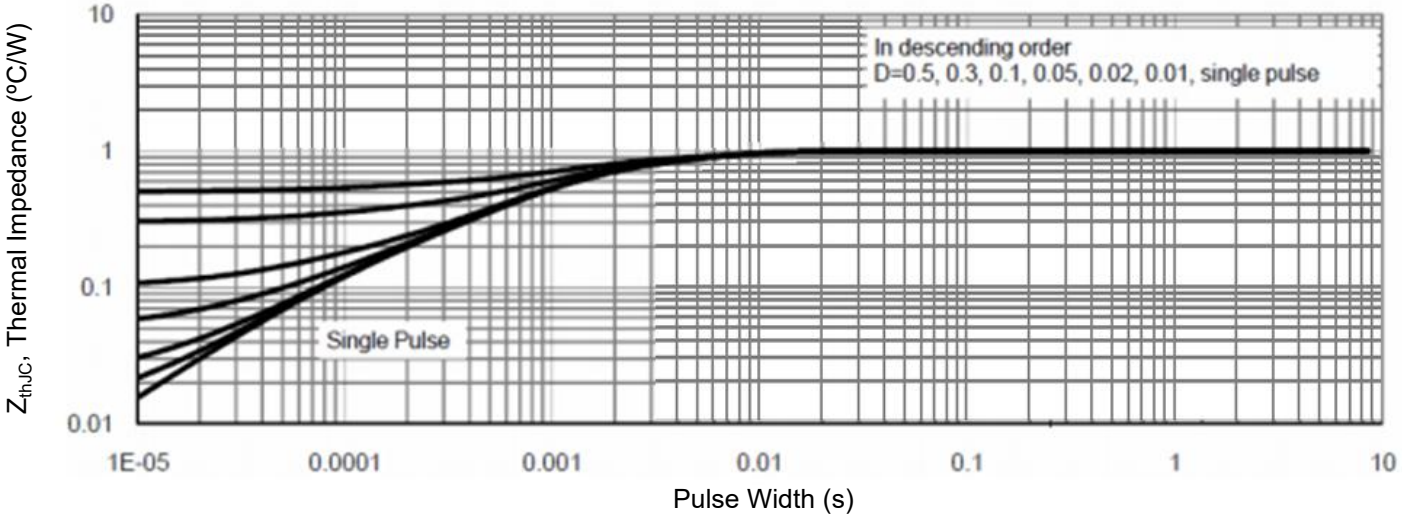

TO-263 Package Information

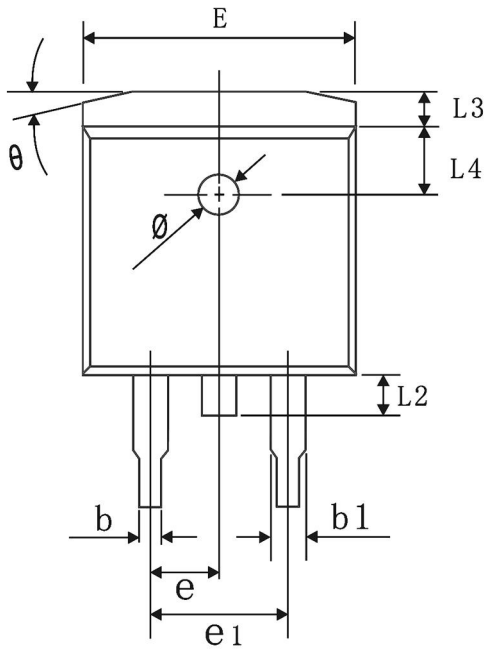

TOP VIEW

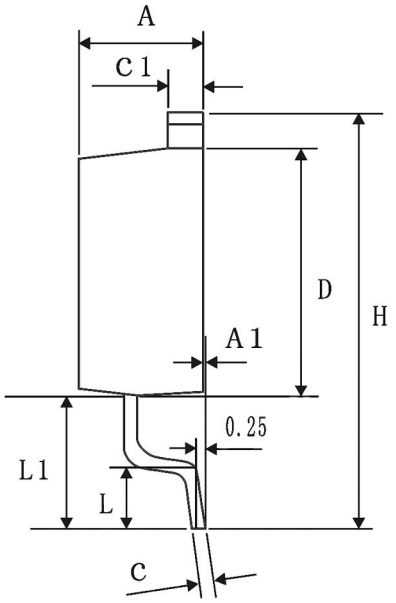

SIDE VIEW

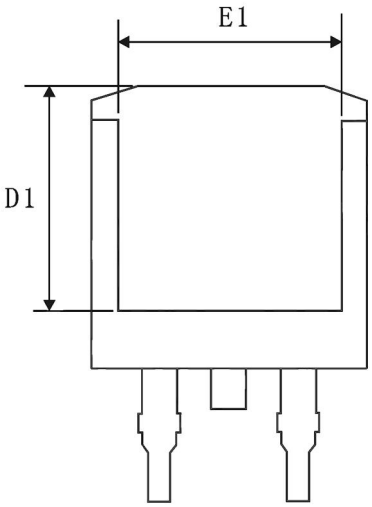

BOTTOM VIEW

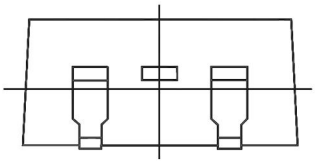

SIDE VIEW

COMMON DIMENSIONS
(UNITS OF MEASURE=mm)

SYMBOL	MIN	NOM	MAX
A	4.30	4.50	4.70
A1	0.00	NA	0.25
b	0.70	0.80	0.90
b1	1.20	1.30	1.40
c	0.40	0.47	0.55
c1	1.25	1.30	1.35
D	9.00	9.10	9.20
D1	8.00	8.10	8.20
H	14.9	15.2	15.5
E	9.80	10.0	10.2
E1	7.85	8.00	8.15
e1	4.93	5.08	5.23
L	2.00	2.20	2.45
L1	4.60	4.80	5.00
L2	1.30	1.50	1.70
L3	1.15	1.25	1.35
L4	2.40	2.50	2.60
Ø	1.5 REF		
e	2.54 BSC		
θ	13° TYP		

ENTEGRECİ

Bu belge www.entegreci.com üzerinden sunulmaktadır.

Elektronik komponent tedarikinde Entegreci

Entegreci, Eskişehir merkezli, Türkiye geneline satış yapan bir elektronik komponent mağazasıdır. Entegreler (IC), mikrodenetleyiciler, transistörler, diyotlar, pasif elemanlar, konnektörler, modüller ve geliştirme kartları tek adetten seri üretim adetlerine kadar satılır. Ürün sayfalarında güncel stok durumunu, fiyatı ve datasheet bağlantısını bulabilirsiniz.

Parça koduyla arama

Üretici parça numarasını yazın; stok ve fiyatı hemen görün.

www.entegreci.com

Ürün kategorileri

Entegreden kapasitöre tüm elektronik komponent kategorileri.

Kategorilere göz atın

Üreticiler

Aradığınız üreticinin ürünlerini tek sayfada inceleyin.

Üreticileri görün

Toplu alım ve teklif

Listede olmayan ya da yüksek adetli parçalar için teklif isteyin.

Teklif isteyin

www.entegreci.com | **destek@entegreci.com** | **0850 305 90 34**

Entegreci is an online electronic components store based in Türkiye. Search by manufacturer part number to see stock, prices and datasheets for integrated circuits, microcontrollers, transistors, passive components and connectors, or request a quote for parts that are not listed.

Bu sayfa Entegreci tarafından eklenmiştir. Belgenin önceki sayfaları asıl yayıncısına aittir ve içeriği değiştirilmemiştir; en güncel sürüm için belgenin yayıncısına başvurun.