N-Channel Enhancement Mode Power MOSFET

Description

The G26N02K uses advanced trench technology to provide excellent $R_{DS(ON)}$, low gate charge. It can be used in a wide variety of applications.

General Features

- V_{DS} 20V
- I_D (at V_{GS} = 10V) 26A
- $R_{DS(ON)}$ (at V_{GS} = 4.5V) < 11.3mΩ
- $R_{DS(ON)}$ (at V_{GS} = 2.5V) < 14.1mΩ
- 100% Avalanche Tested
- RoHS Compliant

Application

- Power switch
- DC/DC converters

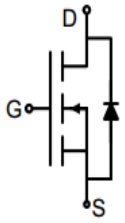

Schematic diagram

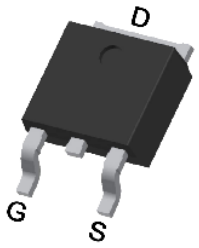

TO-252

Device	Package	Marking	Packaging
G26N02K	TO-252	G26N02	2500pcs/Reel

Absolute Maximum Ratings T_C = 25ºC, unless otherwise noted

Parameter		Symbol	Value	Unit
Drain-Source Voltage		V_{DS}	20	V
Continuous Drain Current		I_D	26	A
Pulsed Drain Current	(note1)	I_{DM}	100	A
Gate-Source Voltage		V_{GS}	±12	V
Single Pulse Avalanche Energy	(note3)	E_{AS}	43	mJ
Power Dissipation		P_D	33	W
Operating Junction and Storage Temperature Range		T_J, T_{stg}	-55 To 150	ºC

Thermal Resistance

Parameter	Symbol	Value	Unit
Thermal Resistance, Junction-to-Case	R_{thJC}	3.8	ºC/W

Specifications T_J = 25ºC, unless otherwise noted

Parameter	Symbol	Test Conditions	Value			Unit
			Min.	Typ.	Max.	
Static Parameters						
Drain-Source Breakdown Voltage	$V_{(BR)DSS}$	V_{GS} = 0V, I_D = 250μA	20	--	--	V
Zero Gate Voltage Drain Current	I_{DSS}	V_{DS} = 20V, V_{GS} = 0V	--	--	1	μA
Gate-Source Leakage	I_{GSS}	V_{GS} = ±12V	--	--	±100	nA
Gate-Source Threshold Voltage	$V_{GS(th)}$	V_{DS} = V_{GS}, I_D = 250μA	0.5	0.7	0.9	V
Drain-Source On-Resistance	$R_{DS(on)}$	V_{GS} = 4.5V, I_D = 3A	--	9	11.3	mΩ
		V_{GS} = 2.5V, I_D = 3A	--	11	14.1	
Forward Transconductance	g_{FS}	V_{DS}=5V,I_D=3A	10	--	--	S
Dynamic Parameters						
Input Capacitance	C_{iss}	V_{GS} = 0V, V_{DS} = 10V, f = 1.0MHz	--	777	--	pF
Output Capacitance	C_{oss}		--	164	--	
Reverse Transfer Capacitance	C_{rss}		--	140	--	
Total Gate Charge	Q_g	V_{DD} = 10V, I_D = 3A, V_{GS} = 4.5V	--	26	--	nC
Gate-Source Charge	Q_{gs}		--	3	--	
Gate-Drain Charge	Q_{gd}		--	5	--	
Turn-on Delay Time	$t_{d(on)}$	V_{DD} = 10V, I_D = 3A, R_G = 3Ω	--	4	--	ns
Turn-on Rise Time	t_r		--	28	--	
Turn-off Delay Time	$t_{d(off)}$		--	16	--	
Turn-off Fall Time	t_f		--	26	--	
Drain-Source Body Diode Characteristics						
Continuous Body Diode Current	I_S	T_C = 25ºC	--	--	26	A
Body Diode Voltage	V_{SD}	T_J = 25ºC, I_{SD} = 3A, V_{GS} = 0V	--	--	1.2	V
Reverse Recovery Time	T_{rr}	I_S = 3A, V_{GS} = 0V di/dt=-100A/us	--	18	--	ns
Reverse Recovery Charge	Qrr		--	10	--	nc

Notes

1. Repetitive Rating: Pulse width limited by maximum junction temperature
2. Identical low side and high side switch with identical R_G
3. V_{DD} = 20V, R_G = 25Ω, L=0.5 mH, Starting T_J = 25°C 。

Gate Charge Test Circuit

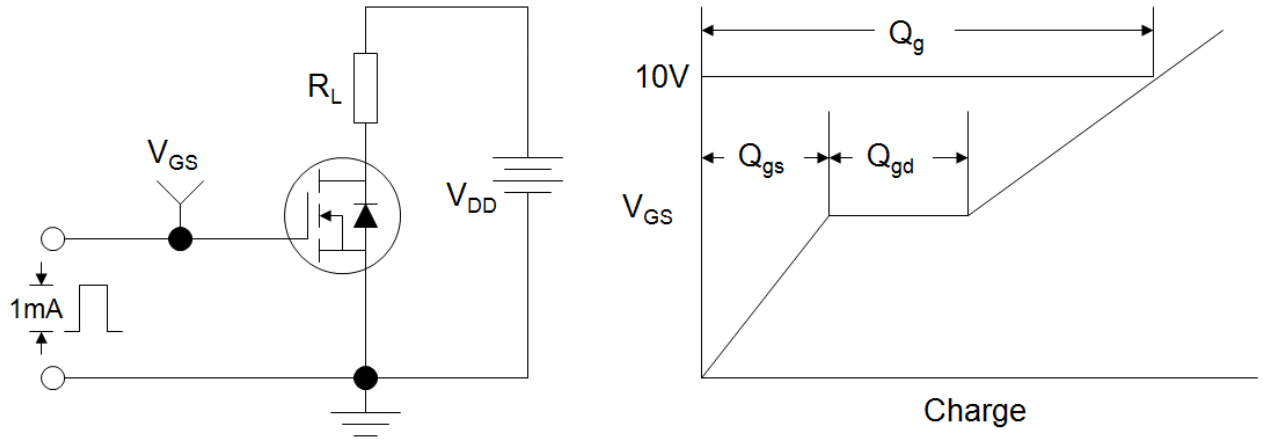

Switch Time Test Circuit

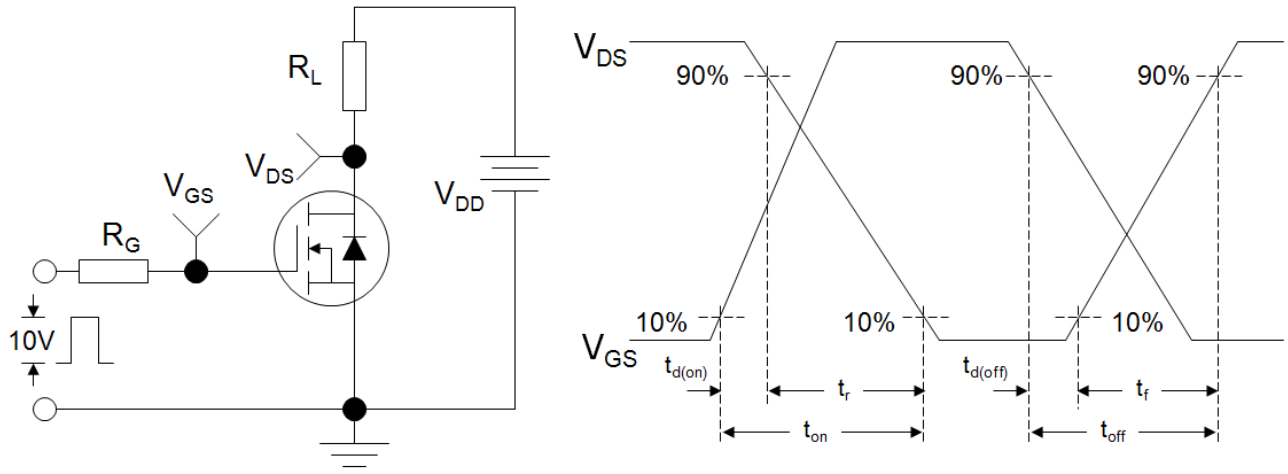

EAS Test Circuit

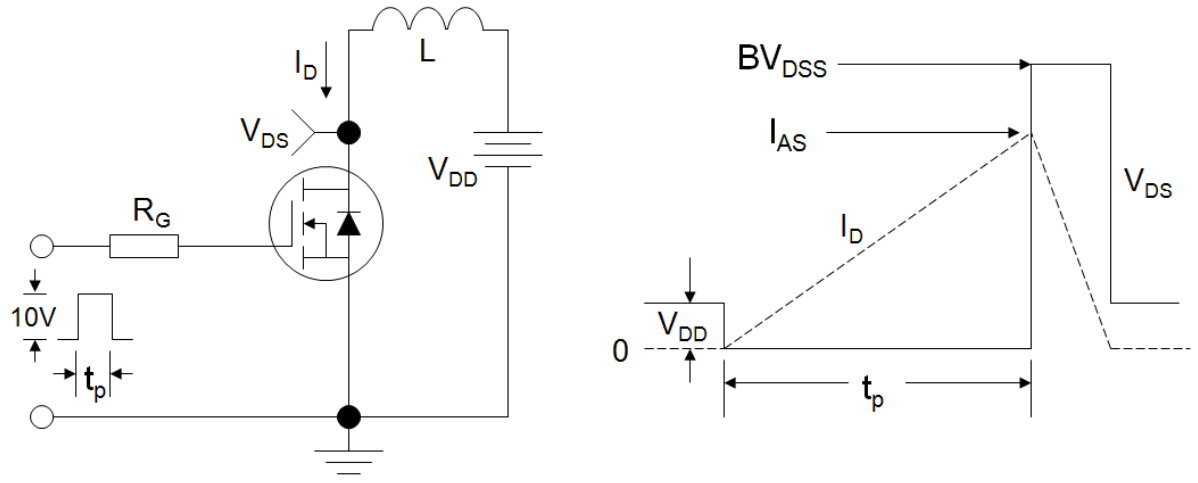

Typical Characteristics T_J = 25ºC, unless otherwise noted

Figure 1. Output Characteristics

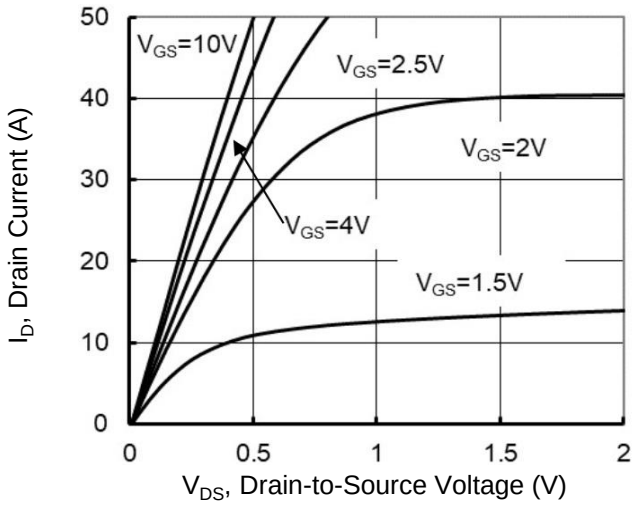

Figure 2. Transfer Characteristics

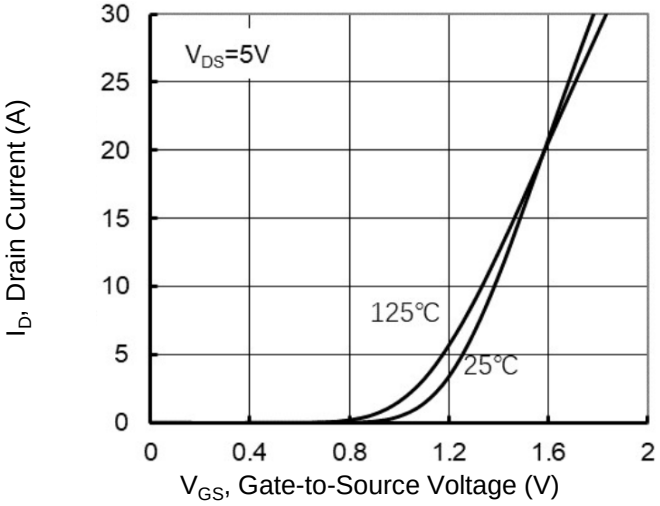

Figure 3. Gate Charge

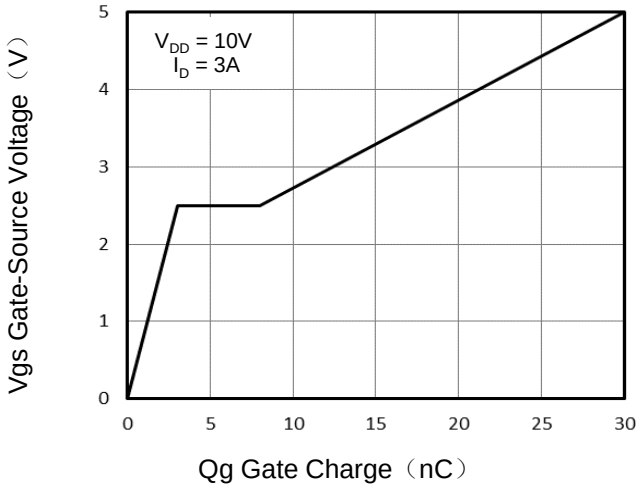

Figure 4. Drain Source On Resistance

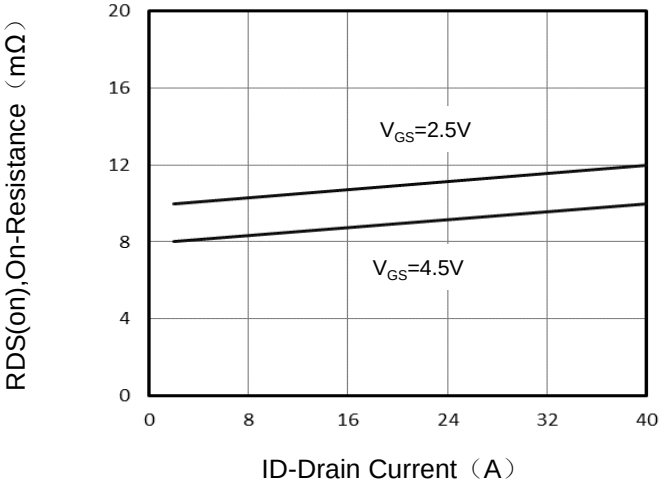

Figure 5. Capacitance

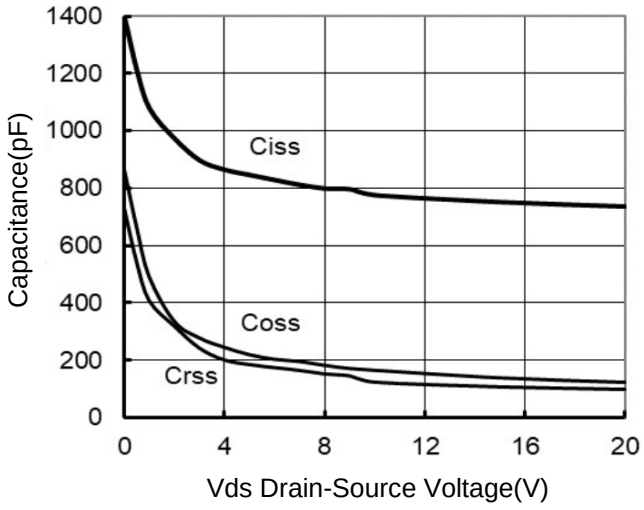

Figure 6. Source-Drain Diode Forward

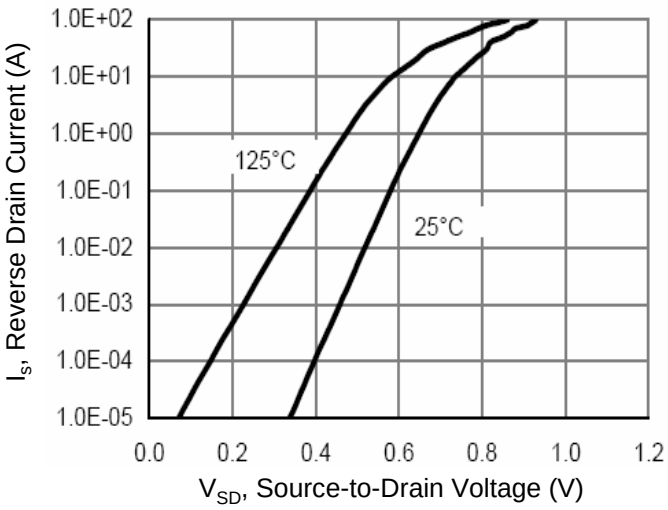

Typical Characteristics T_J = 25ºC, unless otherwise noted

Figure 7. Drain-Source On-Resistance

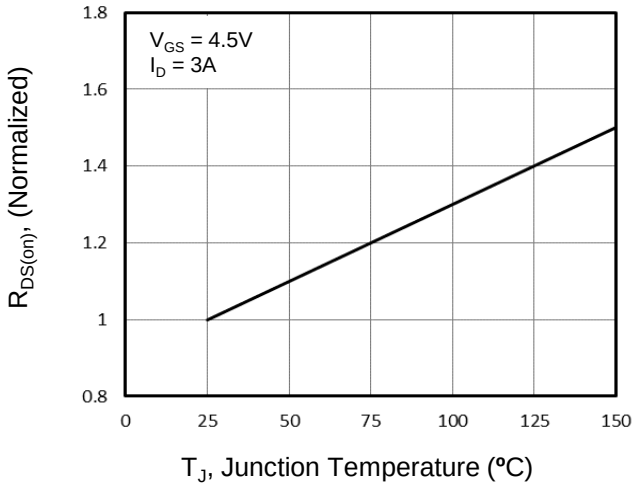

Figure 8. Safe Operation Area

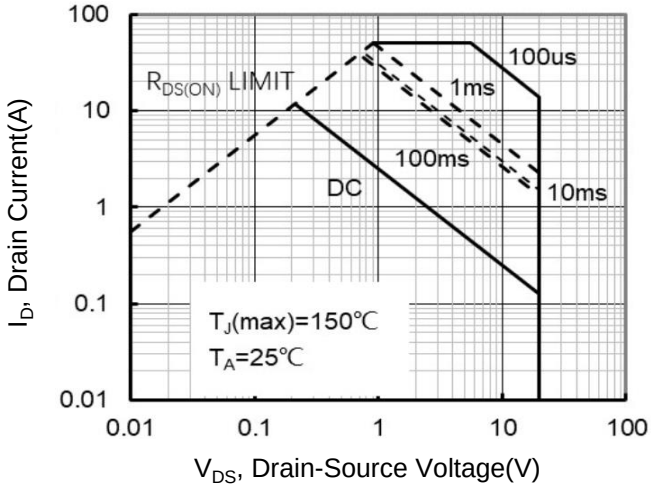

Figure 9. Normalized Maximum Transient Thermal Impedance

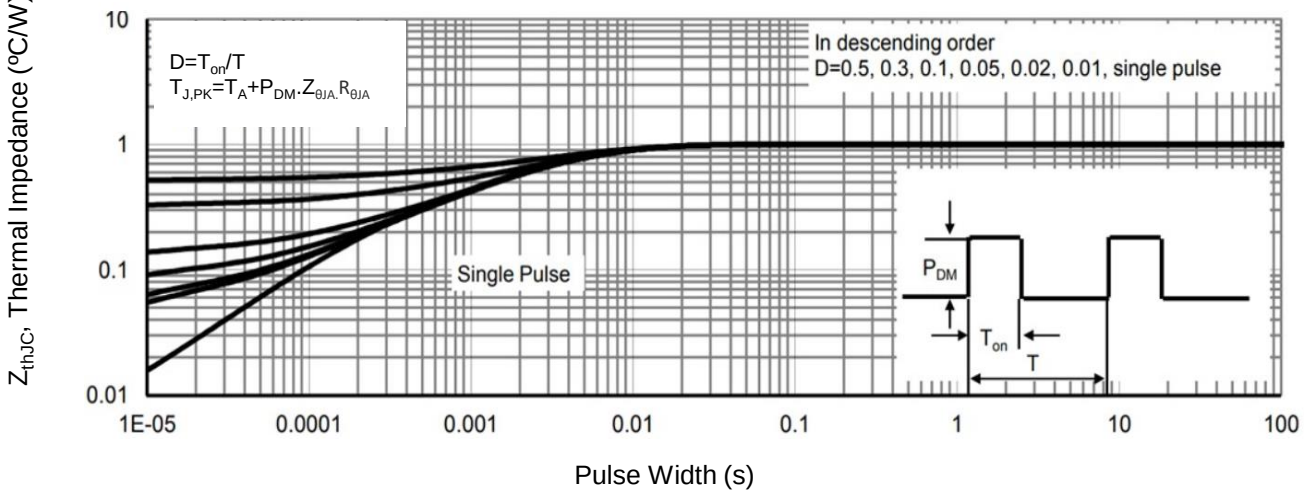

TO-252 Package Information

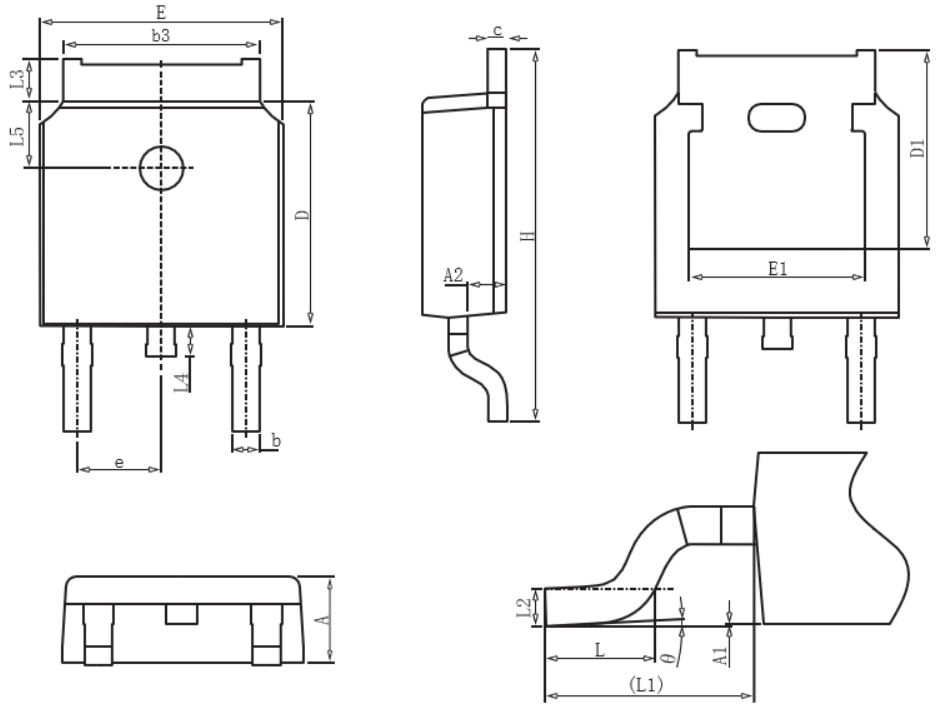

Symbol	Dimensions in Millimeters		
	MIN.	NOM.	MAX.
A	2.2	2.3	2.4
A1	0		0.2
A2	0.97	1.07	1.17
b	0.68	0.78	0.9
b3	5.2	5.33	5.5
c	0.43	0.53	0.63
D	5.98	6.1	6.22
D1	5.30REF		
E	6.4	6.6	6.8
E1	4.63		
e	2.286BSC		
H	9.4	10.1	10.5
L	1.38	1.5	1.75
L1	2.90REF		
L2	0.51BSC		
L3	0.88		1.28
L4	0.5		1
L5	1.65	1.8	1.95
θ	0°		8°

ENTEGRECİ

Bu belge www.entegreci.com üzerinden sunulmaktadır.

Elektronik komponent tedarikinde Entegreci

Entegreci, Eskişehir merkezli, Türkiye geneline satış yapan bir elektronik komponent mağazasıdır. Entegreler (IC), mikrodenetleyiciler, transistörler, diyotlar, pasif elemanlar, konnektörler, modüller ve geliştirme kartları tek adetten seri üretim adetlerine kadar satılır. Ürün sayfalarında güncel stok durumunu, fiyatı ve datasheet bağlantısını bulabilirsiniz.

Parça koduyla arama

Üretici parça numarasını yazın; stok ve fiyatı hemen görün.

www.entegreci.com

Ürün kategorileri

Entegreden kapasitöre tüm elektronik komponent kategorileri.

Kategorilere göz atın

Üreticiler

Aradığınız üreticinin ürünlerini tek sayfada inceleyin.

Üreticileri görün

Toplu alım ve teklif

Listede olmayan ya da yüksek adetli parçalar için teklif isteyin.

Teklif isteyin

www.entegreci.com | **destek@entegreci.com** | **0850 305 90 34**

Entegreci is an online electronic components store based in Türkiye. Search by manufacturer part number to see stock, prices and datasheets for integrated circuits, microcontrollers, transistors, passive components and connectors, or request a quote for parts that are not listed.

Bu sayfa Entegreci tarafından eklenmiştir. Belgenin önceki sayfaları asıl yayıncısına aittir ve içeriği değiştirilmemiştir; en güncel sürüm için belgenin yayıncısına başvurun.