EPC2204A – Automotive 80 V (D-S) Enhancement Mode Power Transistor

V_{DS}, 80 V
$R_{DS(on)}$, 6 mΩ max
I_D, 29 A
AEC-Q101

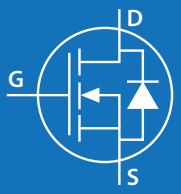

EFFICIENT POWER CONVERSION

RoHS Halogen-Free

Revised April 25, 2025

Gallium Nitride's exceptionally high electron mobility and low temperature coefficient allows very low $R_{DS(on)}$, while its lateral device structure and majority carrier diode provide exceptionally low Q_G and zero Q_{RR}. The end result is a device that can handle tasks where very high switching frequency, and low on-time are beneficial as well as those where on-state losses dominate.

Application Notes:
- Easy-to-use and reliable gate, Gate Drive ON = 5 V typical, OFF = 0 V (negative voltage not needed)
- Top of FET is electrically connected to source

Questions: Ask a GaN Expert

Maximum Ratings			
PARAMETER		**VALUE**	**UNIT**
V_{DS}	Drain-to-Source Voltage (Continuous)	80	V
	Drain-to-Source Voltage (up to 10,000 5 ms pulses at 150 °C)	96	
I_D	Continuous (T_A = 25°C)	29	A
	Pulsed (25°C, T_{PULSE} = 10 µs)	167	
	Pulsed (125°C, T_{PULSE} = 10 µs)	134	
V_{GS}	Gate-to-Source Voltage	6	V
	Gate-to-Source Voltage	-4	
T_J	Operating Temperature	-55 to 150	°C
T_{STG}	Storage Temperature	-55 to 150	

Thermal Characteristics			
PARAMETER		**TYP**	**UNIT**
$R_{\theta JC}$	Thermal Resistance, Junction-to-Case	1	°C/W
$R_{\theta JB}$	Thermal Resistance, Junction-to-Board	2.5	
$R_{\theta JA}$	Thermal Resistance, Junction-to-Ambient (Note 1)	64	

Note 1: $R_{\theta JA}$ is determined with the device mounted on one square inch of copper pad, single layer 2 oz copper on FR4 board.
See https://epc-co.com/epc/documents/product-training/Appnote_Thermal_Performance_of_eGaN_FETs.pdf for details.

Static Characteristics (T_J = 25°C unless otherwise stated)						
PARAMETER		**TEST CONDITIONS**	**MIN**	**TYP**	**MAX**	**UNIT**
BV_{DSS}	Drain-to-Source Voltage	V_{GS} = 0 V, I_D = 0.2 mA	80			V
I_{DSS}	Drain-Source Leakage	V_{GS} = 0 V, V_{DS} = 80 V		0.04	0.2	mA
I_{GSS}	Gate-to-Source Forward Leakage	V_{GS} = 6 V		0.01	1.3	
	Gate-to-Source Forward Leakage#	V_{GS} = 6 V, T_J = 125°C		0.3	6.7	
	Gate-to-Source Reverse Leakage	V_{GS} = -4 V		0.03	0.2	
$V_{GS(TH)}$	Gate Threshold Voltage	V_{DS} = V_{GS}, I_D = 4 mA	0.7	1.1	2.5	V
$R_{DS(on)}$	Drain-Source On Resistance	V_{GS} = 5 V, I_D = 16 A		4.4	6	mΩ
V_{SD}	Source-Drain Forward Voltage#	I_S = 0.5 A, V_{GS} = 0 V		1.6		V

Defined by design. Not subject to production test.



Die Size: 2.5 x 1.5 mm

EPC2204A eGaN® FETs are supplied only in passivated die form with solder bars.

Applications
- DC-DC converters
- Isolated DC-DC converters
- Automotive lidar/ToF
- Sync rectification for AC-DC and DC-DC
- Point of load converters
- USB-C
- Class-D audio
- LED lighting
- eMobility

Benefits
- Ultra high efficiency
- No reverse recovery
- Ultra low Q_G
- Small footprint

Scan QR code or click link below for more information including reliability reports, device models, demo boards!

https://l.ead.me/EPC2204A

Dynamic Characteristics# (T_J = 25°C unless otherwise stated)						
PARAMETER		TEST CONDITIONS	MIN	TYP	MAX	UNIT
C_{ISS}	Input Capacitance	V_{DS} = 50 V, V_{GS} = 0 V		644	851	pF
C_{RSS}	Reverse Transfer Capacitance			2.3		
C_{OSS}	Output Capacitance			304	456	
$C_{OSS(ER)}$	Effective Output Capacitance, Energy Related (Note 2)	V_{DS} = 0 to 50 V, V_{GS} = 0 V		401		
$C_{OSS(TR)}$	Effective Output Capacitance, Time Related (Note 3)			501		
R_G	Gate Resistance			0.4		Ω
Q_G	Total Gate Charge	V_{DS} = 50 V, V_{GS} = 5 V, I_D = 16 A		5.7	7.4	nC
Q_{GS}	Gate-to-Source Charge	V_{DS} = 50 V, I_D = 16 A		1.8		
Q_{GD}	Gate-to-Drain Charge			0.8		
$Q_{G(TH)}$	Gate Charge at Threshold			1		
Q_{OSS}	Output Charge	V_{DS} = 50 V, V_{GS} = 0 V		25	38	
Q_{RR}	Source-Drain Recovery Charge			0		

Defined by design. Not subject to production test.
All measurements were done with substrate connected to source.
Note 2: $C_{OSS(ER)}$ is a fixed capacitance that gives the same stored energy as C_{OSS} while V_{DS} is rising from 0 to 50% BV_{DSS}.
Note 3: $C_{OSS(TR)}$ is a fixed capacitance that gives the same charging time as C_{OSS} while V_{DS} is rising from 0 to 50% BV_{DSS}.

Figure 1: Typical Output Characteristics at 25°C*

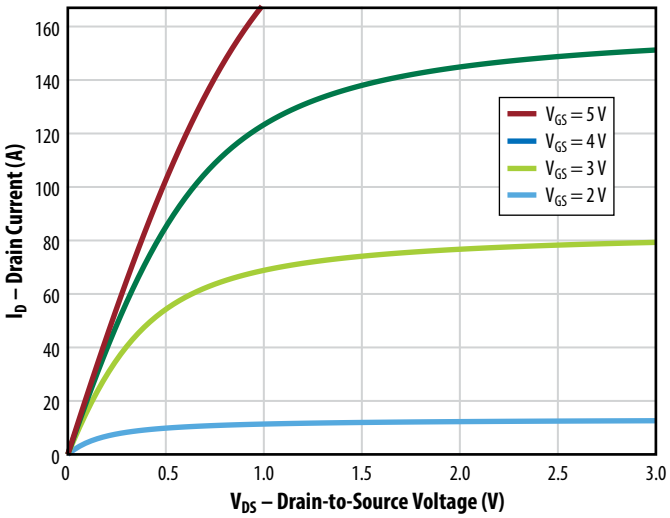

Figure 2: Typical Transfer Characteristics*

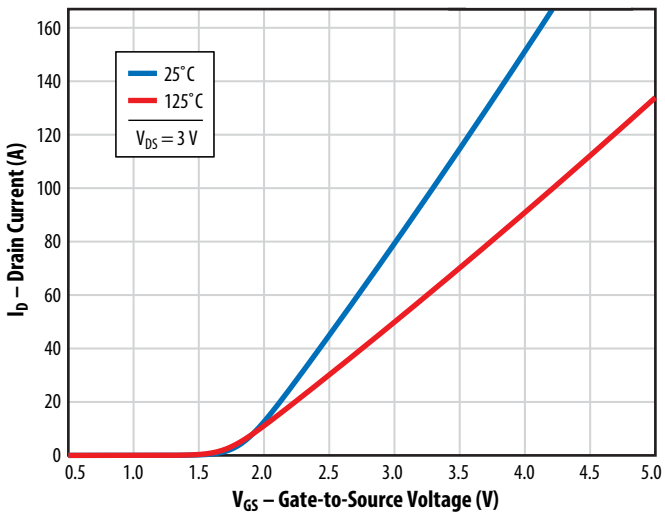

Figure 3: Typical $R_{DS(on)}$ vs. V_{GS} for Various Drain Currents

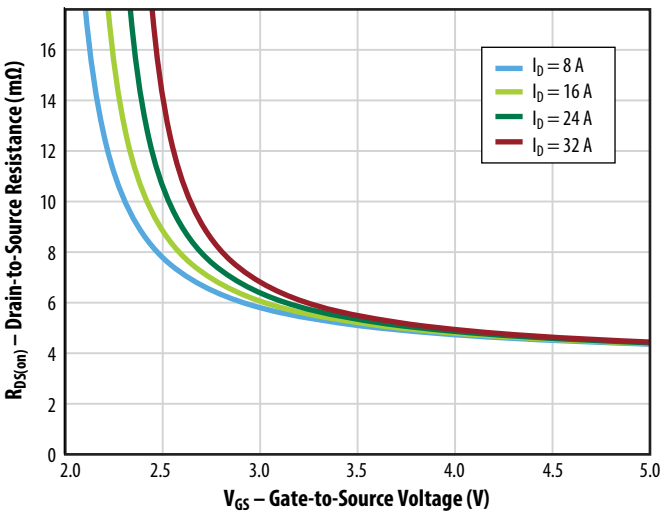

Figure 4: Typical $R_{DS(on)}$ vs. V_{GS} for Various Temperatures

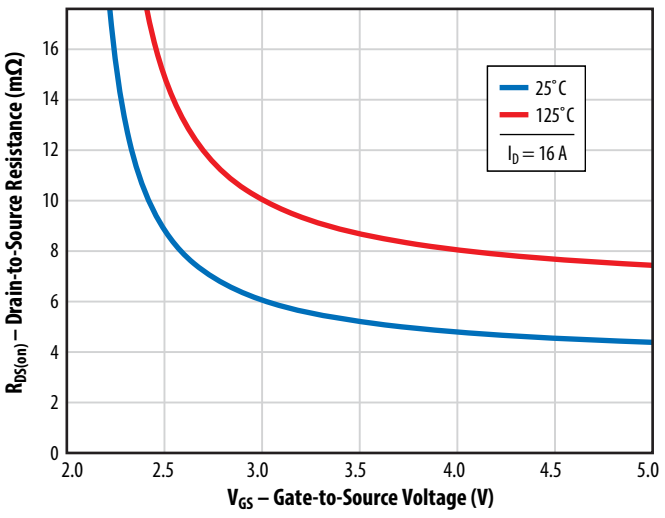

* Generated based on a pulse width of 300 µs.

Figure 5a: Typical Capacitance (Linear Scale)

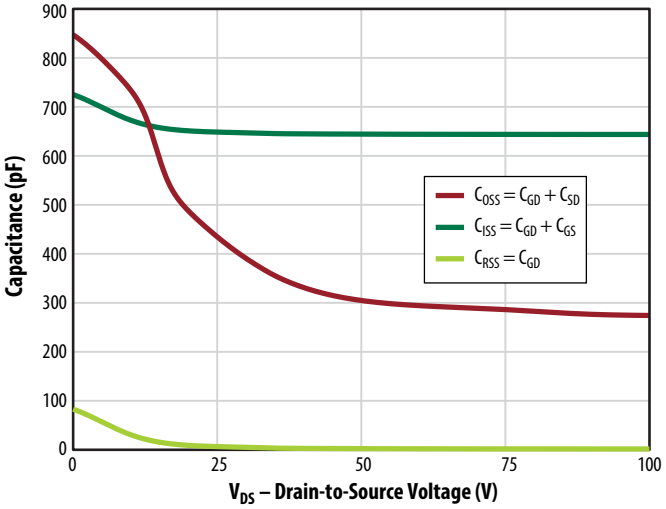

Figure 5b: Typical Capacitance (Log Scale)

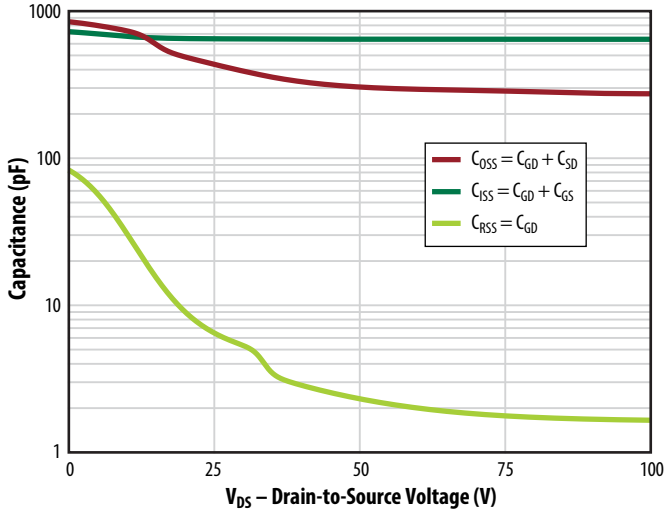

Figure 6: Typical Output Charge and C_{OSS} Stored Energy

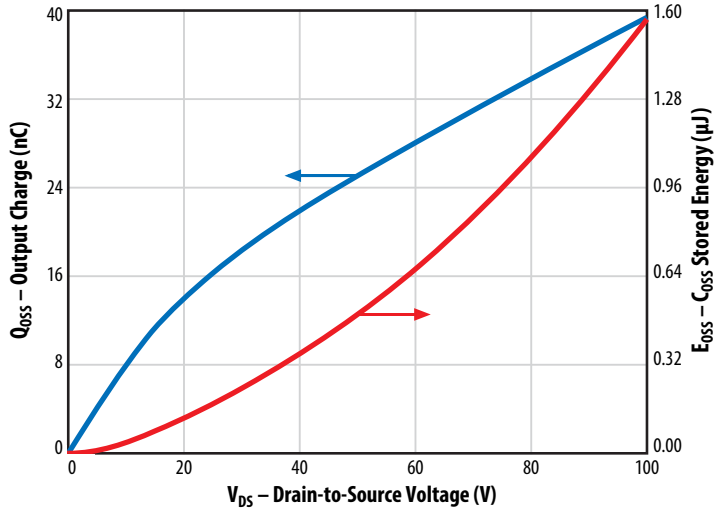

Figure 7: Typical Gate Charge

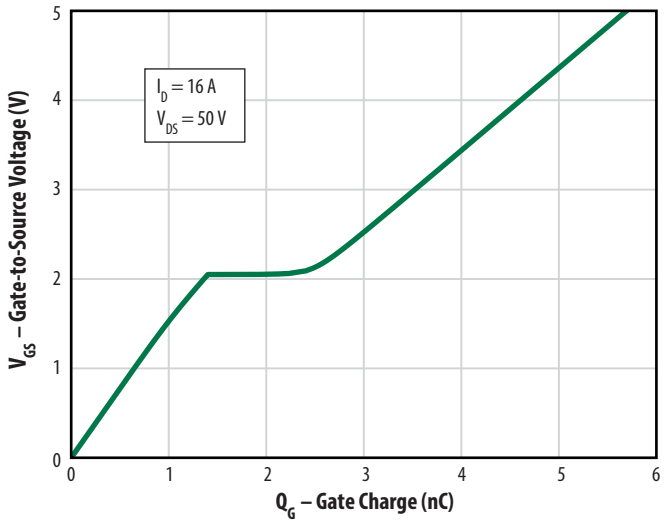

Figure 8: Typical Reverse Drain-Source Characteristics*

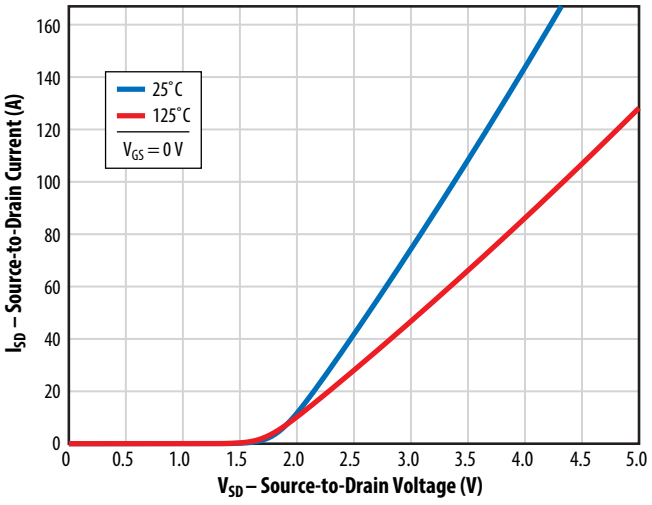

Figure 9: Typical Normalized On-State Resistance vs. Temp.

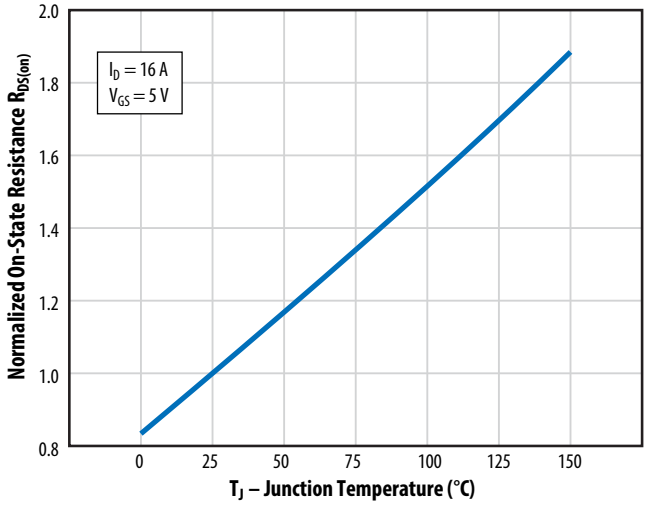

Note: Negative gate drive voltage increases the reverse drain-source voltage. EPC recommends 0 V for OFF.

* Generated based on a pulse width of 300 µs.

Figure 10: Typical Normalized Threshold Voltage vs. Temp.

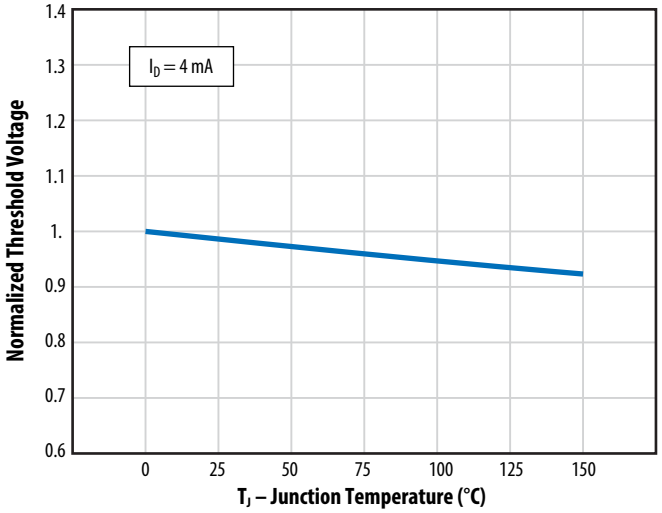

Figure 11: Safe Operating Area

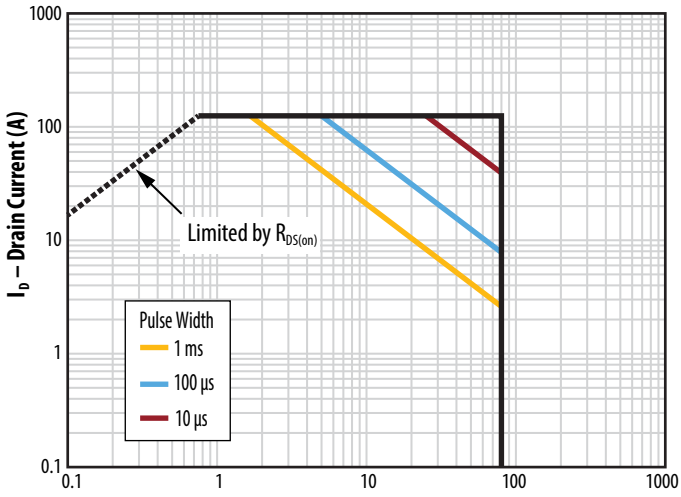

T_J = Max Rated, T_C = +25°C, Single Pulse

Figure 12: Typical Transient Thermal Response Curves

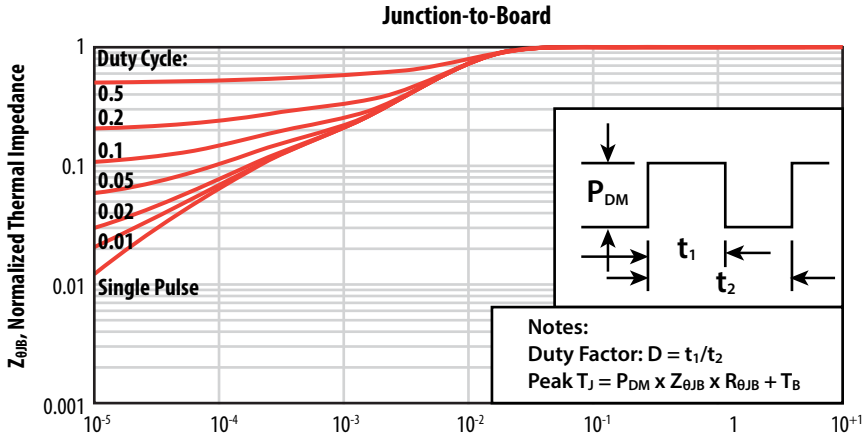

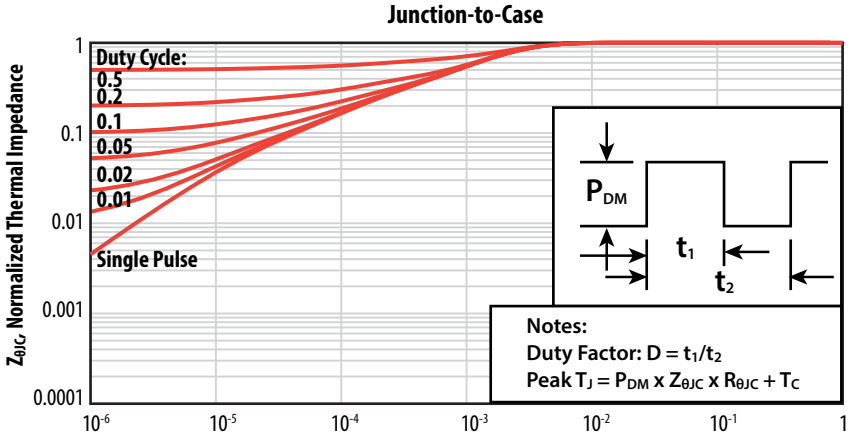

TAPE AND REEL CONFIGURATION

4 mm pitch, 8 mm wide tape on 7" reel



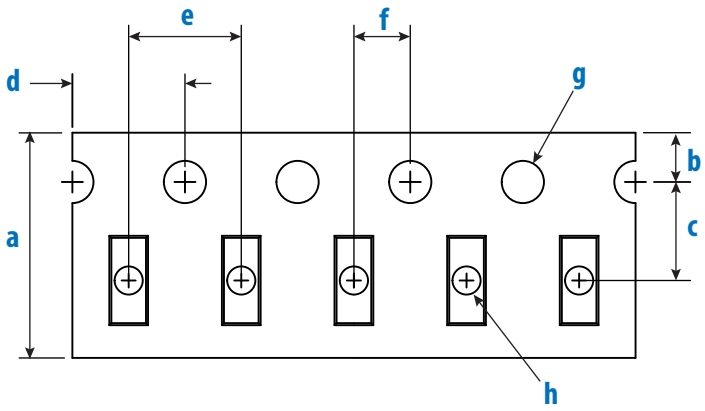

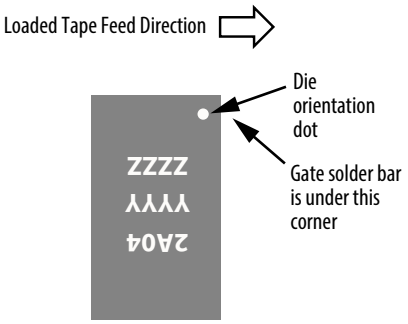

Die is placed into pocket solder bars side down (face side down)

EPC2204A (Note 1)	Dimension (mm)		
	Target	MIN	MAX
a	8.00	7.90	8.30
b	1.75	1.65	1.85
c (Note 2)	3.50	3.45	3.55
d	4.00	3.90	4.10
e	4.00	3.90	4.10
f (Note 2)	2.00	1.95	2.05
g	1.50	1.50	1.60
h	0.50	0.45	0.55

Note 1: MSL 1 (moisture sensitivity level 1) classified according to IPC/JEDEC industry standard.

Note 2: Pocket position is relative to the sprocket hole measured as true position of the pocket, not the pocket hole.

DIE MARKINGS

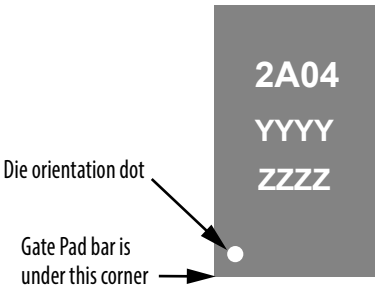

Part Number	Laser Markings		
	Part # Marking Line 1	Lot_Date Code Marking Line 2	Lot_Date Code Marking Line 3
EPC2204A	2A04	YYYY	ZZZZ

DIE OUTLINE

Solder Bump View

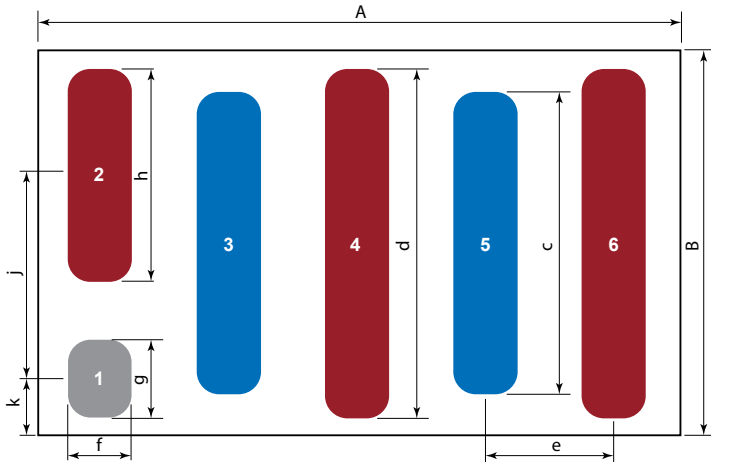

Side View

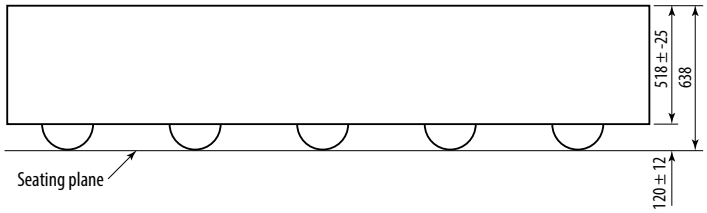

DIM	Micrometers		
	MIN	Nominal	MAX
A	2470	2500	2530
B	1470	1500	1530
c		1175	
d		1350	
e		500	
f		250	
g		300	
h		825	
j		787.5	
k		225	
m		250	

Pad 1 is Gate;

Pads 2 ,4, 6 are Source;

Pads 3, 5 are Drain

Note: Substrate (top side) connected to source

RECOMMENDED LAND PATTERN

(units in µm)

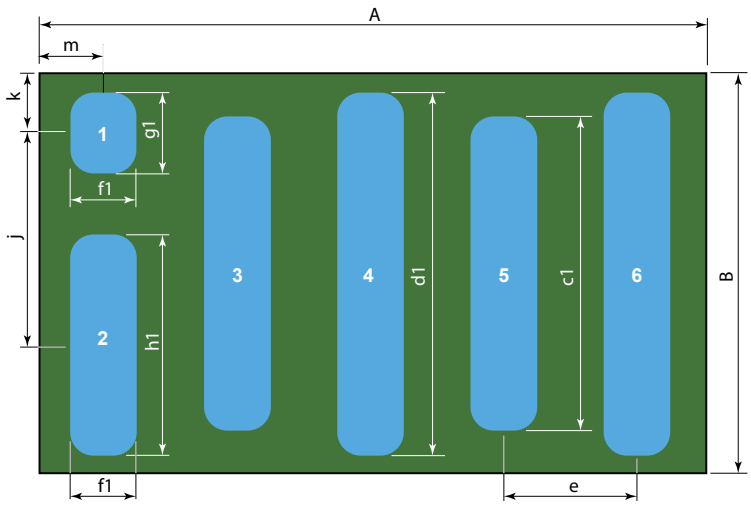

Land pattern is solder mask defined.

DIM	Nominal
A	2500
B	1500
c1	1155
d1	1330
e	500
f1	230
g1	280
h1	805
j	787.5
k	225
m	250

Pad 1 is Gate;
Pads 2 ,4, 6 are Source;
Pads 3, 5 are Drain

RECOMMENDED STENCIL DRAWING

(units in µm)

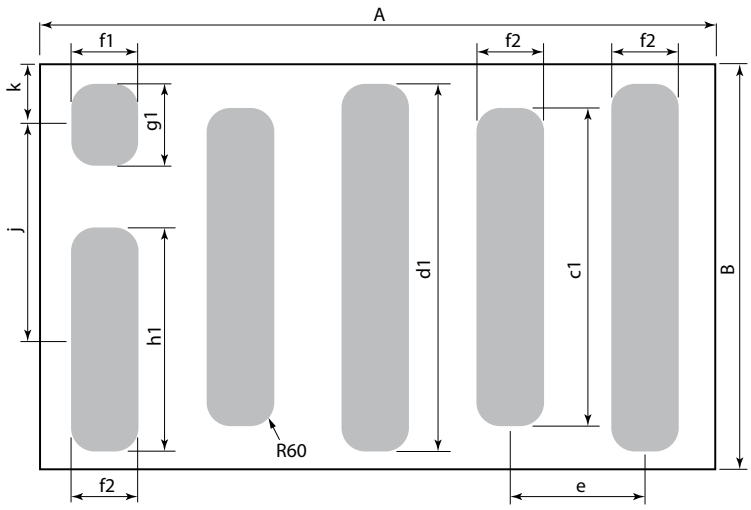

DIM	Nominal
A	2500
B	1500
c1	1155
d1	1330
e	500
f1	230
f2	210
g1	280
h1	805
j	787.5
k	225
m	250

Recommended stencil should be 4 mil (100 µm) thick, must be laser cut, openings per drawing.

The corner has a radius of R60.

Intended for use with SAC305 Type 4 solder, reference 88.5% metals content.

Split stencil design can be provided upon request, but EPC has tested this stencil design and not found any scooping issues.

Additional assembly resources available at https://epc-co.com/epc/design-support

Efficient Power Conversion Corporation (EPC) reserves the right to make changes without further notice to any products herein to improve reliability, function or design. EPC does not assume any liability arising out of the application or use of any product or circuit described herein; neither does it convey any license under its patent rights, nor the rights of others.

eGaN® is a registered trademark of Efficient Power Conversion Corporation.

EPC Patent Listing: https://epc-co.com/epc/about-epc/patents

Information subject to change without notice.

ENTEGRECİ

Bu belge www.entegreci.com üzerinden sunulmaktadır.

Elektronik komponent tedarikinde Entegreci

Entegreci, Eskişehir merkezli, Türkiye geneline satış yapan bir elektronik komponent mağazasıdır. Entegreler (IC), mikrodenetleyiciler, transistörler, diyotlar, pasif elemanlar, konnektörler, modüller ve geliştirme kartları tek adetten seri üretim adetlerine kadar satılır. Ürün sayfalarında güncel stok durumunu, fiyatı ve datasheet bağlantısını bulabilirsiniz.

Parça koduyla arama

Üretici parça numarasını yazın; stok ve fiyatı hemen görün.

www.entegreci.com

Ürün kategorileri

Entegreden kapasitöre tüm elektronik komponent kategorileri.

Kategorilere göz atın

Üreticiler

Aradığınız üreticinin ürünlerini tek sayfada inceleyin.

Üreticileri görün

Toplu alım ve teklif

Listede olmayan ya da yüksek adetli parçalar için teklif isteyin.

Teklif isteyin

www.entegreci.com | **destek@entegreci.com** | **0850 305 90 34**

Entegreci is an online electronic components store based in Türkiye. Search by manufacturer part number to see stock, prices and datasheets for integrated circuits, microcontrollers, transistors, passive components and connectors, or request a quote for parts that are not listed.

Bu sayfa Entegreci tarafından eklenmiştir. Belgenin önceki sayfaları asıl yayıncısına aittir ve içeriği değiştirilmemiştir; en güncel sürüm için belgenin yayıncısına başvurun.