EPC2010C – Enhancement Mode Power Transistor

V_{DS}, 200 V
$R_{DS(on)}$, 25 mΩ
I_D, 22 A

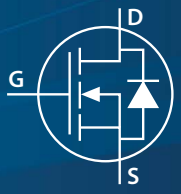

EFFICIENT POWER CONVERSION

RoHS Halogen-Free

Gallium Nitride's exceptionally high electron mobility and low temperature coefficient allows very low $R_{DS(on)}$, while its lateral device structure and majority carrier diode provide exceptionally low Q_G and zero Q_{RR}. The end result is a device that can handle tasks where very high switching frequency, and low on-time are beneficial as well as those where on-state losses dominate.

Maximum Ratings			
PARAMETER		VALUE	UNIT
V_{DS}	Drain-to-Source Voltage (Continuous)	200	V
I_D	Continuous (T_A = 25°C, $R_{\theta JA}$ = 5.3)	22	A
	Pulsed (25°C, T_{PULSE} = 300 µs)	90	
V_{GS}	Gate-to-Source Voltage	6	V
	Gate-to-Source Voltage	-4	
T_J	Operating Temperature	-40 to 150	°C
T_{STG}	Storage Temperature	-40 to 150	

Thermal Characteristics			
PARAMETER		TYP	UNIT
$R_{\theta JC}$	Thermal Resistance, Junction-to-Case	1.1	°C/W
$R_{\theta JB}$	Thermal Resistance, Junction-to-Board	2.7	
$R_{\theta JA}$	Thermal Resistance, Junction-to-Ambient (Note 1)	56	

Note 1: $R_{\theta JA}$ is determined with the device mounted on one square inch of copper pad, single layer 2 oz copper on FR4 board.
See https://epc-co.com/epc/documents/product-training/Appnote_Thermal_Performance_of_eGaN_FETs.pdf for details.



EPC2010C eGaN® FETs are supplied only in passivated die form with solder bars

Applications

- High Speed DC-DC conversion
- Class D Audio
- Lidar

Benefits

- Ultra High Efficiency
- Ultra Low $R_{DS(on)}$
- Ultra Low Q_G
- Ultra Small Footprint

Static Characteristics (T_J = 25°C unless otherwise stated)						
PARAMETER		TEST CONDITIONS	MIN	TYP	MAX	UNIT
BV_{DSS}	Drain-to-Source Voltage	V_{GS} = 0 V, I_D = 200 µA	200			V
I_{DSS}	Drain-Source Leakage	V_{GS} = 0 V, V_{DS} = 160 V		50	150	µA
I_{GSS}	Gate-to-Source Forward Leakage	V_{GS} = 5 V		1	3	mA
	Gate-to-Source Reverse Leakage	V_{GS} = -4 V		50	150	µA
$V_{GS(TH)}$	Gate Threshold Voltage	V_{DS} = V_{GS}, I_D = 3 mA	0.8	1.4	2.5	V
$R_{DS(on)}$	Drain-Source On Resistance	V_{GS} = 5 V, I_D = 12 A		18	25	mΩ
V_{SD}	Source-Drain Forward Voltage	I_S = 0.5 A, V_{GS} = 0 V		1.7		V

All measurements were done with substrate connected to source.

Dynamic Characteristics (T_J = 25°C unless otherwise stated)						
PARAMETER		TEST CONDITIONS	MIN	TYP	MAX	UNIT
C_{ISS}	Input Capacitance	V_{DS} = 100 V, V_{GS} = 0 V		380	540	pF
C_{OSS}	Output Capacitance			240	320	
C_{RSS}	Reverse Transfer Capacitance			1.8	2.7	
R_G	Gate Resistance			0.4		Ω
Q_G	Total Gate Charge	V_{DS} = 100 V, I_D = 12 A, V_{GS} = 5 V		3.7	5.3	nC
Q_{GS}	Gate-to-Source Charge	V_{DS} = 100 V, I_D = 12 A		1.3		
Q_{GD}	Gate-to-Drain Charge			0.7	1.3	
$Q_{G(TH)}$	Gate Charge at Threshold			0.9		
Q_{OSS}	Output Charge	V_{DS} = 100 V, V_{GS} = 0 V		40	52	
Q_{RR}	Source-Drain Recovery Charge			0		

All measurements were done with substrate connected to source.
Note 2: $C_{OSS(ER)}$ is a fixed capacitance that gives the same stored energy as C_{OSS} while V_{DS} is rising from 0 to 50% BV_{DSS}.
Note 3: $C_{OSS(TR)}$ is a fixed capacitance that gives the same charging time as C_{OSS} while V_{DS} is rising from 0 to 50% BV_{DSS}.

Figure 1: Typical Output Characteristics at 25°C

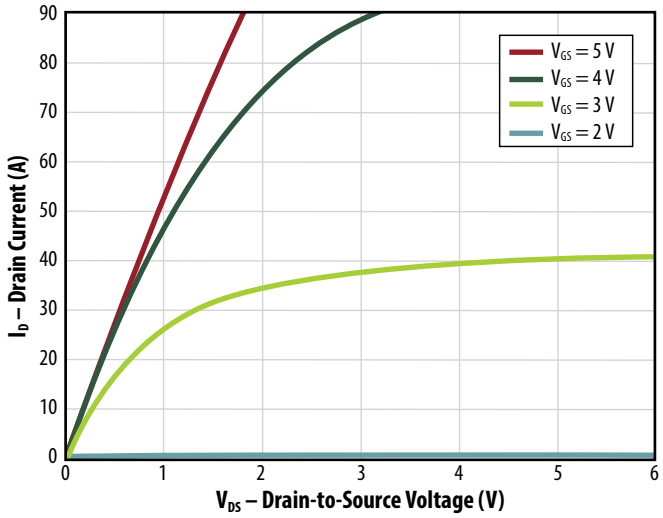

Figure 2: Transfer Characteristics

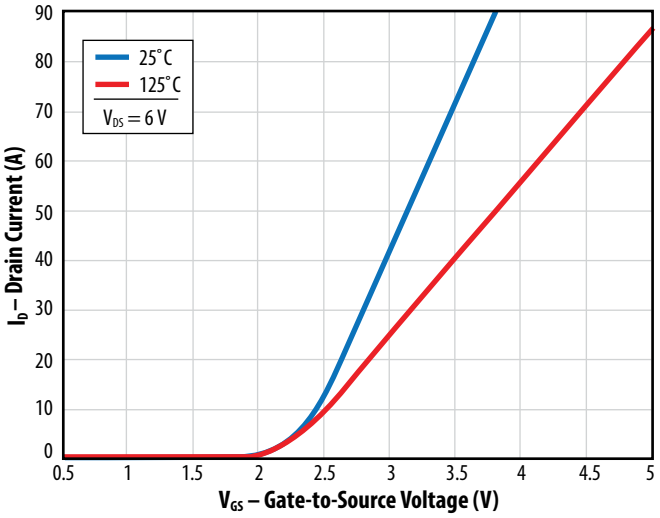

Figure 3: $R_{DS(on)}$ vs. V_{GS} for Various Drain Current

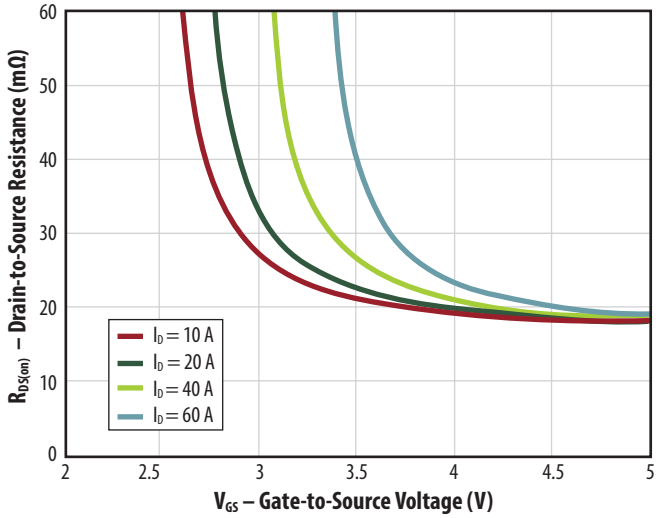

Figure 4: $R_{DS(on)}$ vs. V_{GS} for Various Temperatures

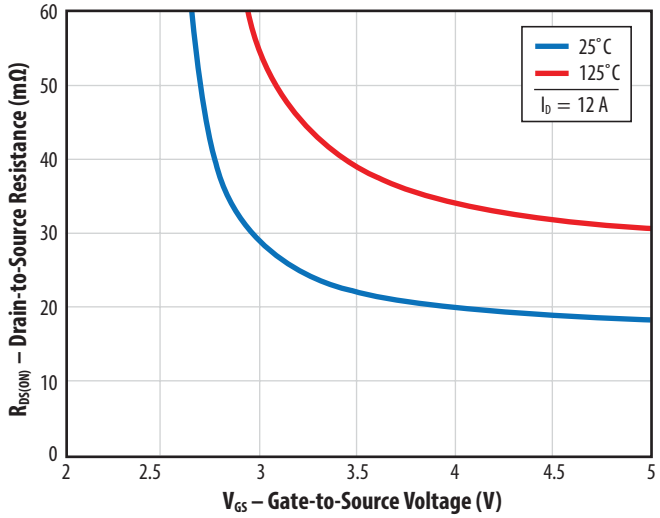

Figure 5a: Capacitance Linear Scale

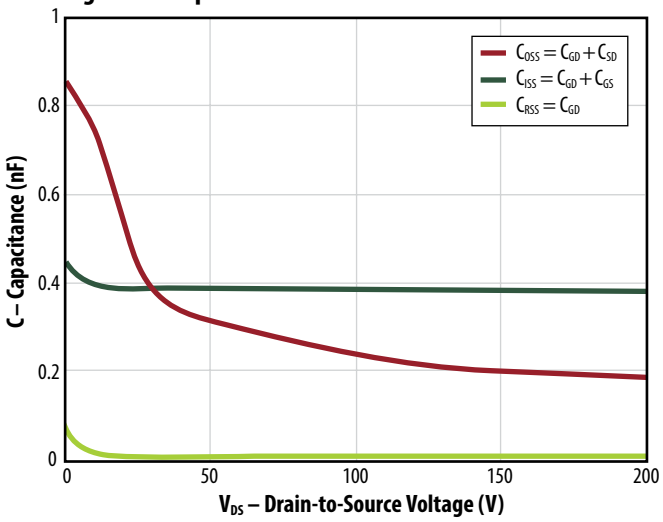

Figure 5b: Capacitance Log Scale

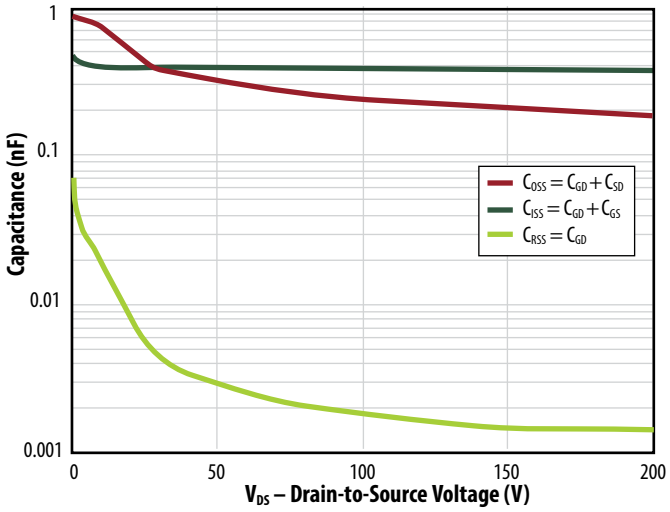

Figure 6: Gate Charge

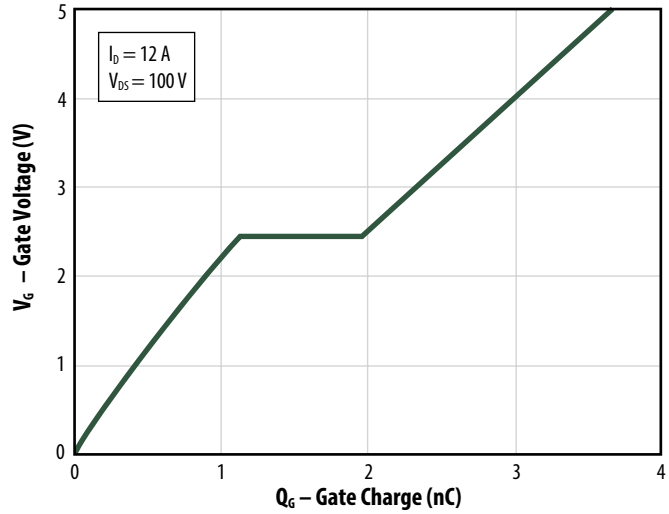

Figure 7: Reverse Drain-Source Characteristics

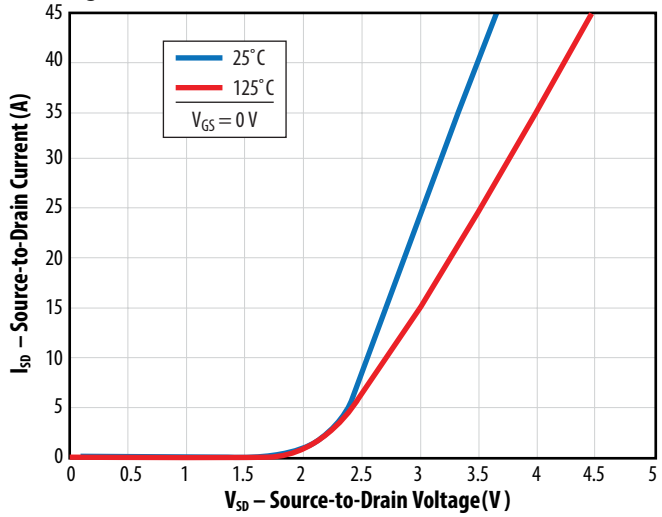

Figure 8: Normalized On Resistance vs. Temperature

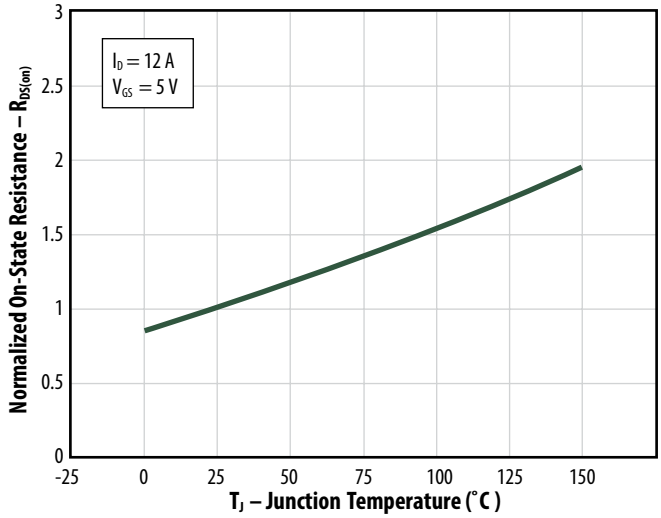

Figure 9: Normalized Threshold Voltage vs. Temperature

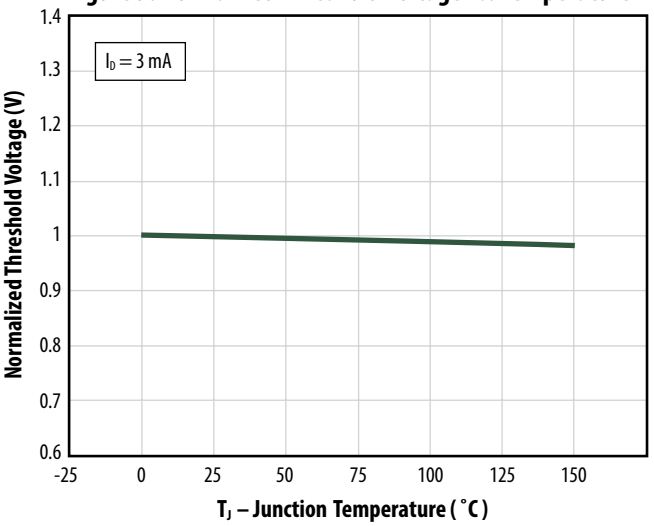

Figure 10: Gate Current

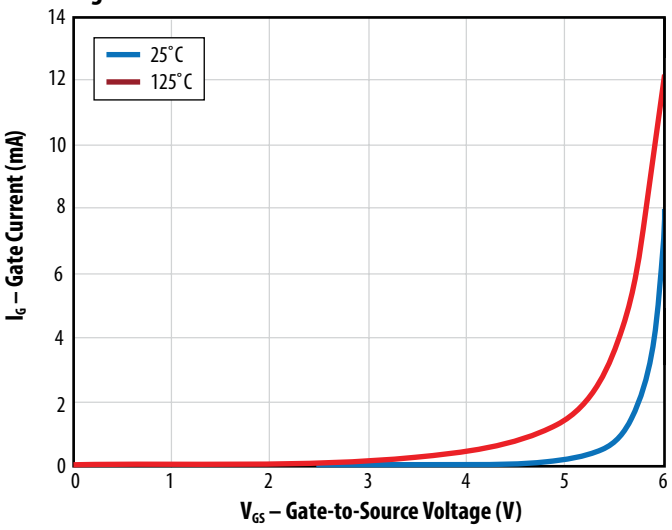

Figure 11: Transient Thermal Response Curves

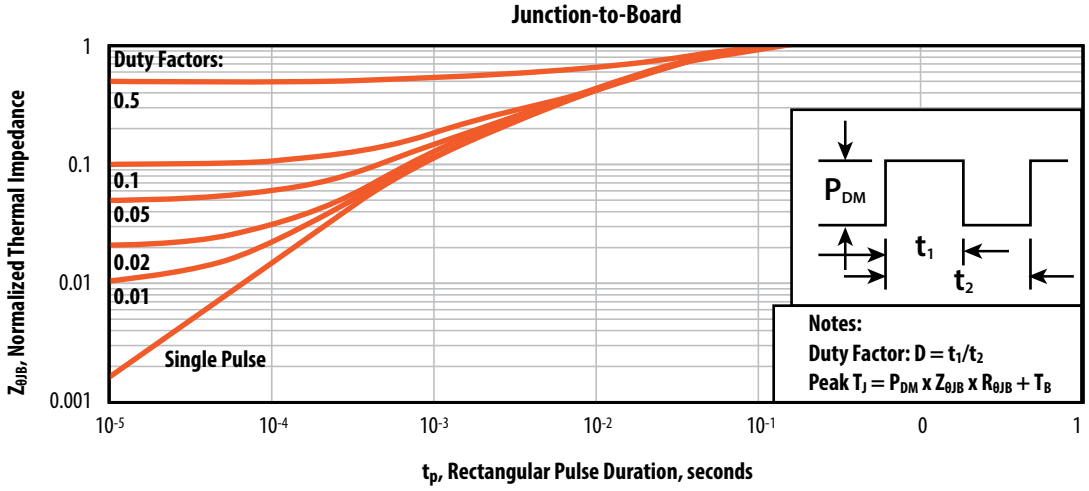

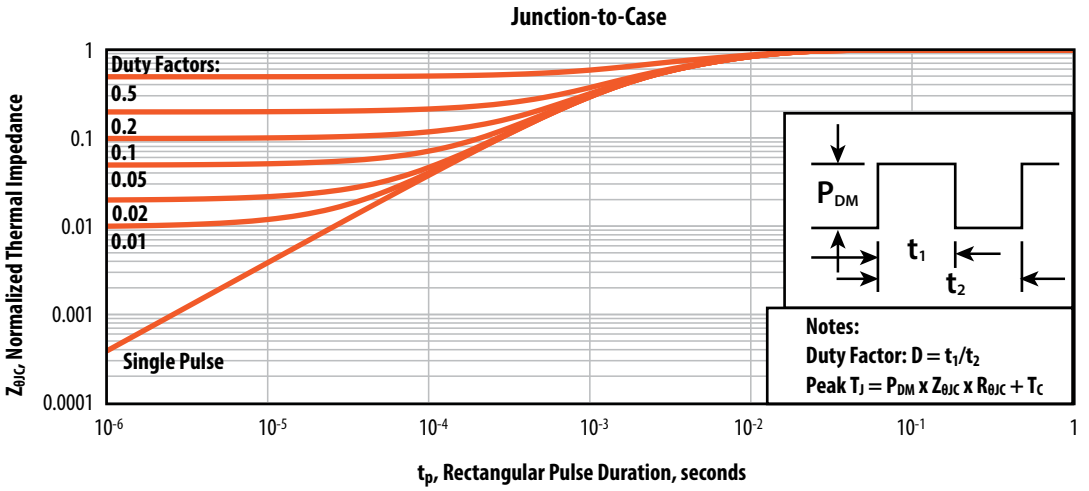

Figure 12: Safe Operating Area

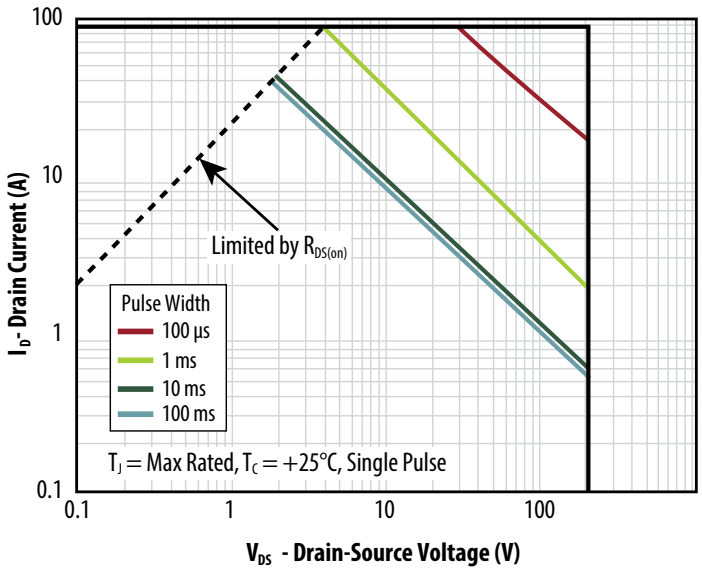

TAPE AND REEL CONFIGURATION

4 mm pitch, 12 mm wide tape on 7" reel

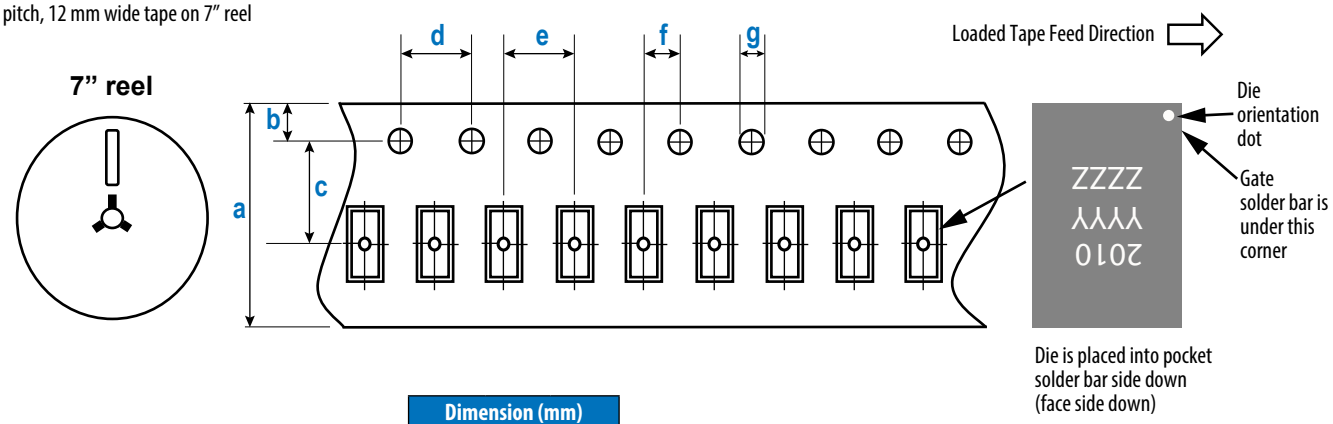

	Dimension (mm)		
EPC2010 (Note 1)	Target	MIN	MAX
a	12.00	11.90	12.30
b	1.75	1.65	1.85
c (Note 2)	5.50	5.45	5.55
d	4.00	3.90	4.10
e	4.00	3.90	4.10
f (Note 2)	2.00	1.95	2.05
g	1.50	1.50	1.60

Note 1: MSL 1 (moisture sensitivity level 1) classified according to IPC/JEDEC industry standard.

Note 2: Pocket position is relative to the sprocket hole measured as true position of the pocket, not the pocket hole.

DIE MARKINGS

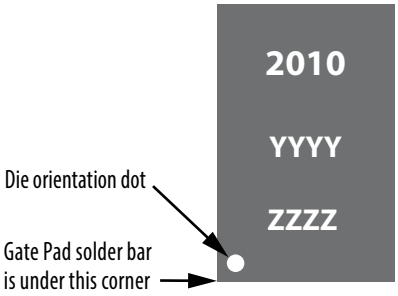

Part Number	Laser Markings		
	Part # Marking Line 1	Lot_Date Code Marking Line 2	Lot_Date Code Marking Line 3
EPC2010C	2010	YYYY	ZZZZ

DIE OUTLINE

Solder Bar View

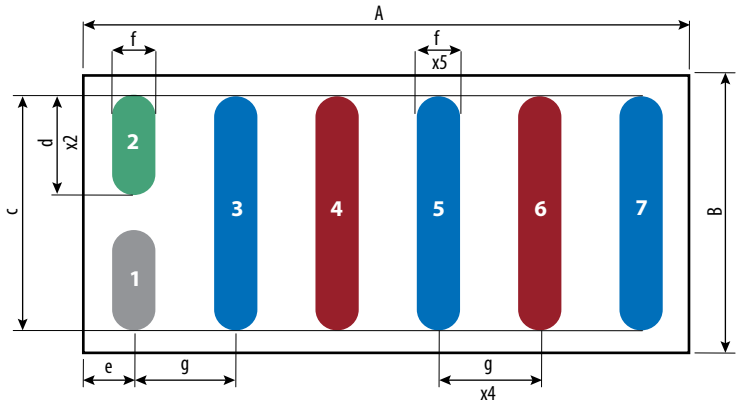

Side View

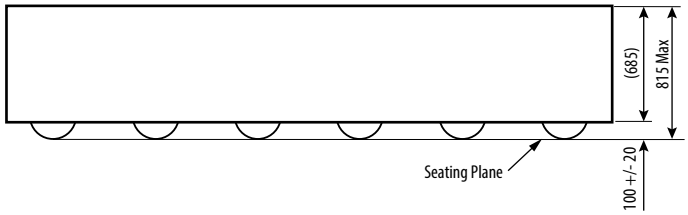

DIM	MICROMETERS		
	MIN	Nominal	MAX
A	3524	3554	3584
B	1602	1632	1662
c	1379	1382	1385
d	577	580	583
e	262	277	292
f	245	250	255
g	600	600	600

Pad no. 1 is Gate;
Pads no. 3, 5, 7 are Drain;
Pads no. 4, 6 are Source;
Pad no. 2 is Substrate. *

*Substrate pin should be connected to Source

RECOMMENDED LAND PATTERN

(units in µm)

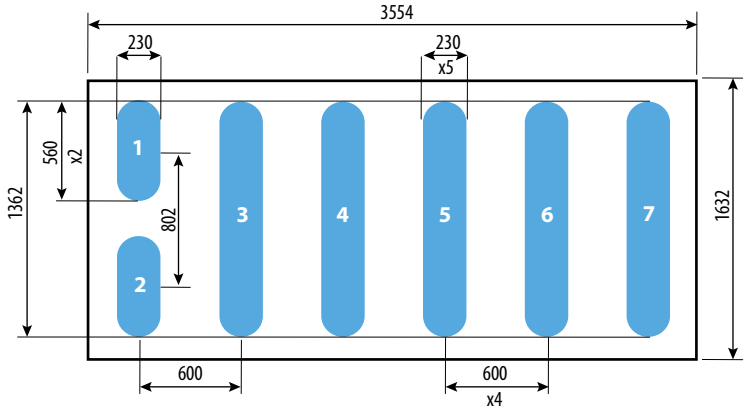

The land pattern is solder mask defined.

Pad no. 1 is Gate;
Pads no. 3, 5, 7 are Drain;
Pads no. 4, 6 are Source;
Pad no. 2 is Substrate. *

*Substrate pin should be connected to Source

RECOMMENDED STENCIL DRAWING

(units in µm)

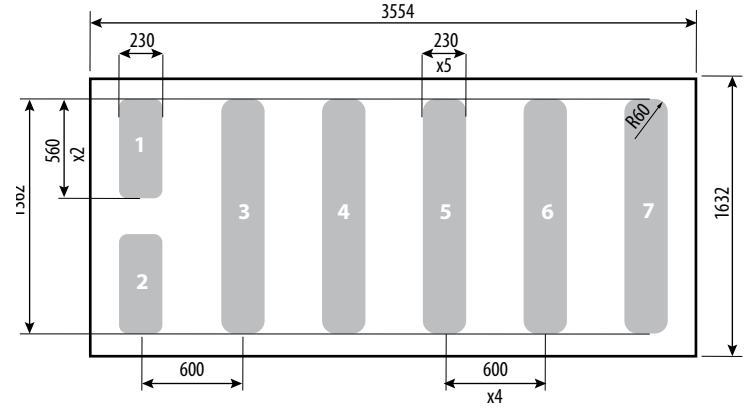

Recommended stencil should be 4 mil (100 µm) thick, must be laser cut , opening per drawing. The corner has a radius of R60.

Intended for use with SAC305 Type 3 solder, reference 88.5% metals content.

Additional assembly resources available at https://www.epc-co.com/epc/DesignSupport/AssemblyBasics.aspx

Efficient Power Conversion Corporation (EPC) reserves the right to make changes without further notice to any products herein to improve reliability, function or design. EPC does not assume any liability arising out of the application or use of any product or circuit described herein; neither does it convey any license under its patent rights, nor the rights of others.
eGaN® is a registered trademark of Efficient Power Conversion Corporation.
EPC Patent Listing: epc-co.com/epc/AboutEPC/Patents.aspx

Information subject to change without notice.
Revised April, 2021

ENTEGRECİ

Bu belge www.entegreci.com üzerinden sunulmaktadır.

Elektronik komponent tedarikinde Entegreci

Entegreci, Eskişehir merkezli, Türkiye geneline satış yapan bir elektronik komponent mağazasıdır. Entegreler (IC), mikrodenetleyiciler, transistörler, diyotlar, pasif elemanlar, konnektörler, modüller ve geliştirme kartları tek adetten seri üretim adetlerine kadar satılır. Ürün sayfalarında güncel stok durumunu, fiyatı ve datasheet bağlantısını bulabilirsiniz.

Parça koduyla arama

Üretici parça numarasını yazın; stok ve fiyatı hemen görün.

www.entegreci.com

Ürün kategorileri

Entegreden kapasitöre tüm elektronik komponent kategorileri.

Kategorilere göz atın

Üreticiler

Aradığınız üreticinin ürünlerini tek sayfada inceleyin.

Üreticileri görün

Toplu alım ve teklif

Listede olmayan ya da yüksek adetli parçalar için teklif isteyin.

Teklif isteyin

www.entegreci.com | **destek@entegreci.com** | **0850 305 90 34**

Entegreci is an online electronic components store based in Türkiye. Search by manufacturer part number to see stock, prices and datasheets for integrated circuits, microcontrollers, transistors, passive components and connectors, or request a quote for parts that are not listed.

Bu sayfa Entegreci tarafından eklenmiştir. Belgenin önceki sayfaları asıl yayıncısına aittir ve içeriği değiştirilmemiştir; en güncel sürüm için belgenin yayıncısına başvurun.