OptiMOS™2 Small-Signal-Transistor

Features

- N-channel
- Enhancement mode
- Super Logic level (2.5V rated)
- Avalanche rated
- Qualified according to AEC Q101
- 100% lead-free; RoHS compliant
- Halogen-free according to IEC61249-2-21

Product Summary

V_{DS}		20	V
$R_{DS(on),max}$	V_{GS}=4.5 V	140	mΩ
	V_{GS}=2.5 V	250	
I_D		1.5	A

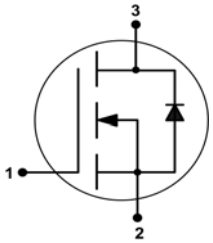

PG-SOT323



Type	Package	Tape and Reel Information	Marking	Lead Free	Packing
BSS214NW	PG-SOT323	H6327: 3000 pcs/ reel	X5s	Yes	Non dry

Maximum ratings, at T_j=25 °C, unless otherwise specified

Parameter	Symbol	Conditions	Value	Unit
Continuous drain current	I_D	T_A=25 °C	1.5	A
		T_A=70 °C	1.2	
Pulsed drain current	$I_{D,pulse}$	T_A=25 °C	6	
Avalanche energy, single pulse	E_{AS}	I_D=1.5 A, R_{GS}=25 Ω	3.7	mJ
Reverse diode dv/dt	dv/dt	I_D=1.5 A, V_{DS}=16 V, di/dt=200 A/µs, $T_{j,max}$=150 °C	6	kV/µs
Gate source voltage	V_{GS}		±12	V
Power dissipation[1)]	P_{tot}	T_A=25 °C	0.5	W
Operating and storage temperature	T_j, T_{stg}		-55 ... 150	°C
ESD Class		JESD22-A114 -HBM	0 (<250V)	
Soldering Temperature			260 °C	
IEC climatic category; DIN IEC 68-1			55/150/56	

Parameter	Symbol	Conditions	Values			Unit
			min.	typ.	max.	
Thermal characteristics						
Thermal resistance, junction - ambient	R_{thJA}	minimal footprint [1]	-	-	250	K/W
Electrical characteristics, at T_j=25 °C, unless otherwise specified						
Static characteristics						
Drain-source breakdown voltage	$V_{(BR)DSS}$	V_{GS}= 0 V, I_D= 250 µA	20	-	-	V
Gate threshold voltage	$V_{GS(th)}$	V_{DS}=0 V, I_D=3.7 µA	0.7	0.95	1.2	
Drain-source leakage current	I_{DSS}	V_{DS}=20 V, V_{GS}=0 V, T_j=25 °C	-	-	1	µA
		V_{DS}=20 V, V_{GS}=0 V, T_j=150 °C	-	-	100	
Gate-source leakage current	I_{GSS}	V_{GS}=12 V, V_{DS}=0 V	-	-	100	nA
Drain-source on-state resistance	$R_{DS(on)}$	V_{GS}=2.5 V, I_D=0.7 A	-	171	250	mΩ
		V_{GS}=4.5 V, I_D=1.5 A	-	106	140	
Transconductance	g_{fs}	$\|V_{DS}\|>2\|I_D\|R_{DS(on)max}$, I_D=1.2 A	-	4	-	S

[1] Performed on 40mm^2 FR4 PCB. The traces are 1mm wide, 70µm thick and 20mm long; they are present on both sides of the PCB.

Parameter	Symbol	Conditions	Values			Unit
			min.	typ.	max.	
Dynamic characteristics						
Input capacitance	C_{iss}	V_{GS}=0 V, V_{DS}=10 V, f=1 MHz	-	107	143	pF
Output capacitance	C_{oss}		-	46	62	
Reverse transfer capacitance	C_{rss}		-	6	-	
Turn-on delay time	$t_{d(on)}$	V_{DD}=10 V, V_{GS}=4.5 V, I_D=1.5 A, R_G=6 Ω	-	4.1	-	ns
Rise time	t_r		-	7.8	-	
Turn-off delay time	$t_{d(off)}$		-	6.8	-	
Fall time	t_f		-	1.4	-	
Gate Charge Characteristics						
Gate to source charge	Q_{gs}	V_{DD}=10 V, I_D=1.5 A, V_{GS}=0 to 5 V	-	0.24	-	nC
Gate to drain charge	Q_{gd}		-	0.2	-	
Gate charge total	Q_g		-	0.8	-	
Gate plateau voltage	$V_{plateau}$		-	2.2	-	V
Reverse Diode						
Diode continous forward current	I_S	T_A=25 °C	-	-	0.5	A
Diode pulse current	$I_{S,pulse}$		-	-	6	
Diode forward voltage	V_{SD}	V_{GS}=0 V, I_F=1.5 A, T_j=25 °C	-	0.8	1.1	V
Reverse recovery time	t_{rr}	V_R=10 V, I_F=1.5 A, di_F/dt=100 A/µs	-	8.4	-	ns
Reverse recovery charge	Q_{rr}		-	1.7	-	nC

1 Power dissipation

$P_{tot}=f(T_A)$

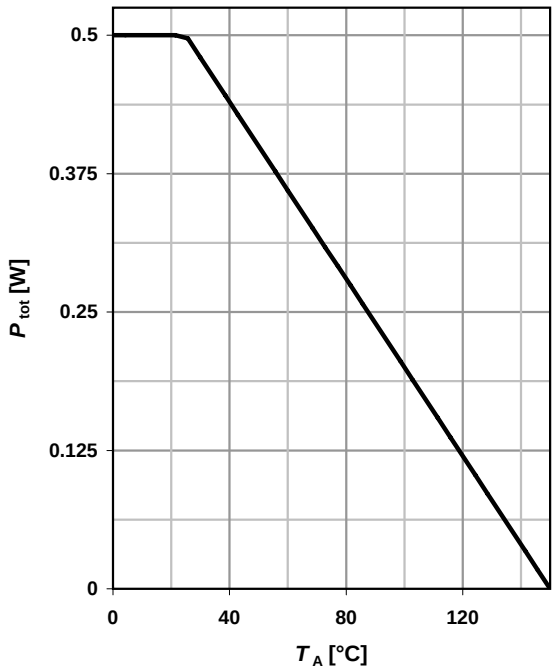

2 Drain current

$I_D=f(T_A)$; $V_{GS}\geq 4.5$ V

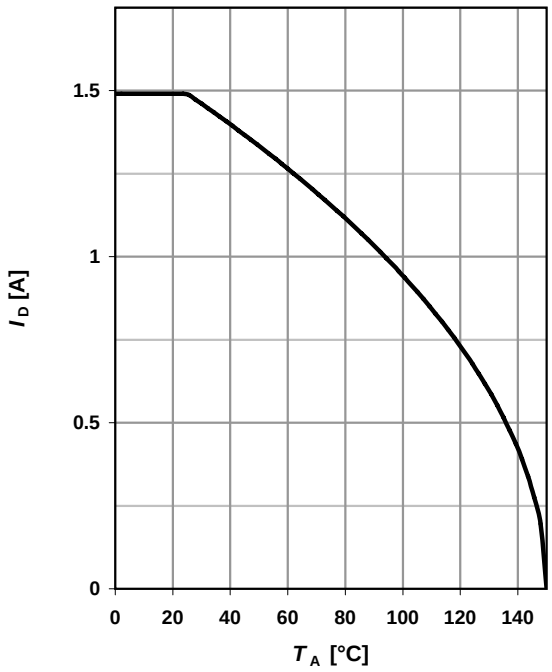

3 Safe operating area

$I_D=f(V_{DS})$; $T_A=25$ °C; $D=0$

parameter: t_p

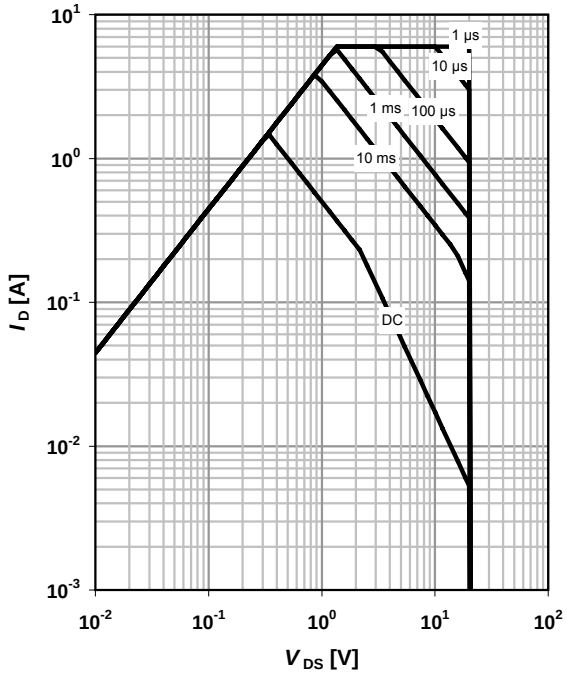

4 Max. transient thermal impedance

$Z_{thJA}=f(t_p)$

parameter: $D=t_p/T$

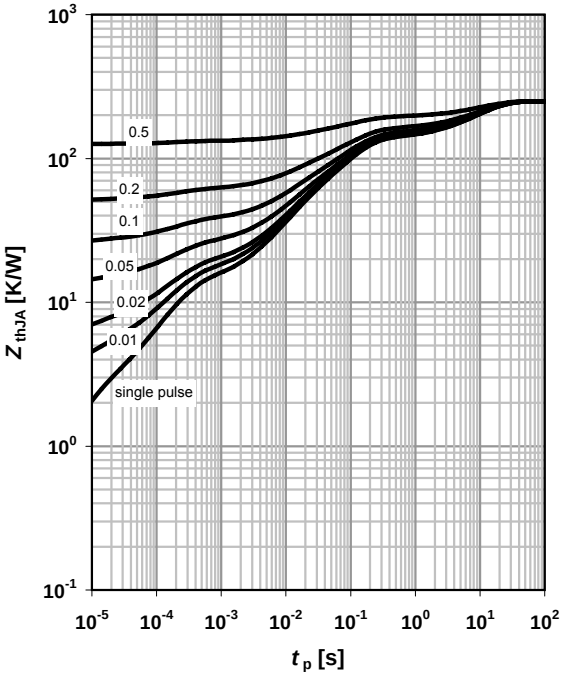

5 Typ. output characteristics

I_D=f(V_{DS}); T_j=25 °C

parameter: V_{GS}

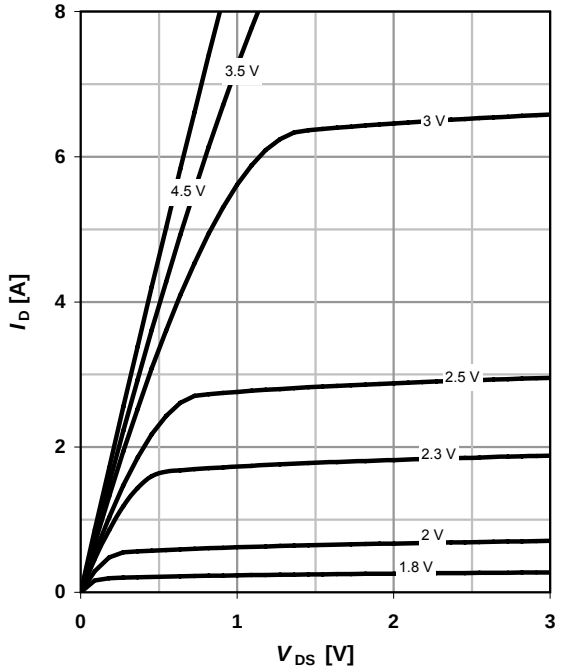

6 Typ. drain-source on resistance

$R_{DS(on)}$=f(I_D); T_j=25 °C

parameter: V_{GS}

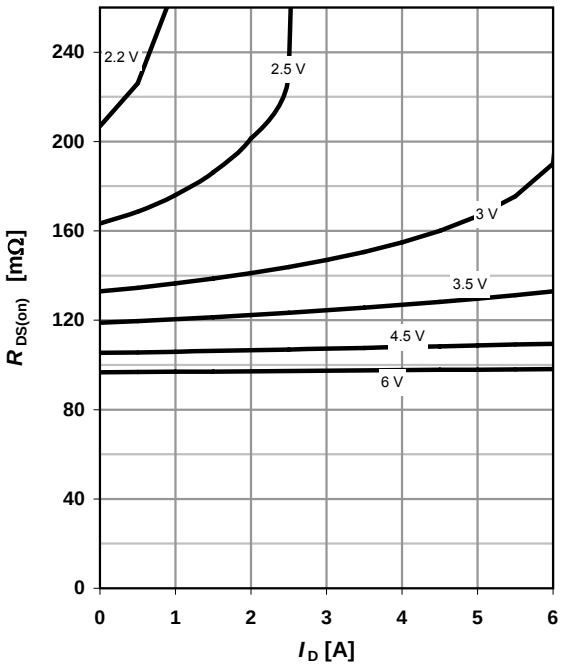

7 Typ. transfer characteristics

I_D=f(V_{GS}); $|V_{DS}|>2|I_D|R_{DS(on)max}$

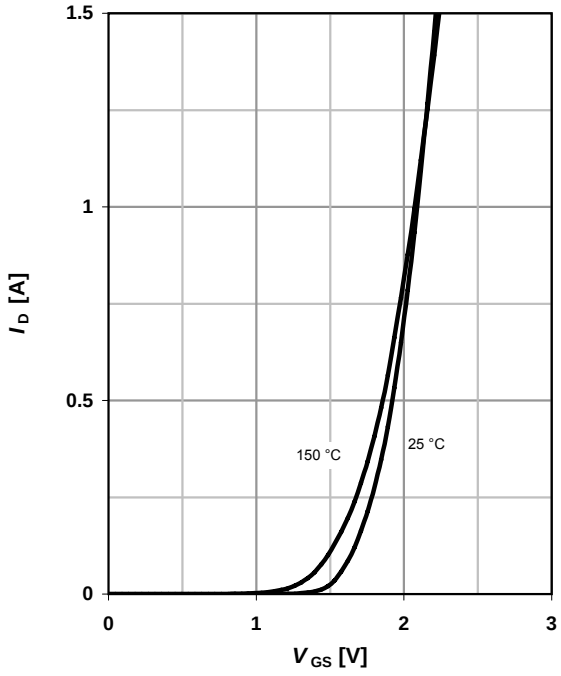

8 Typ. forward transconductance

g_{fs}=f(I_D); T_j=25 °C

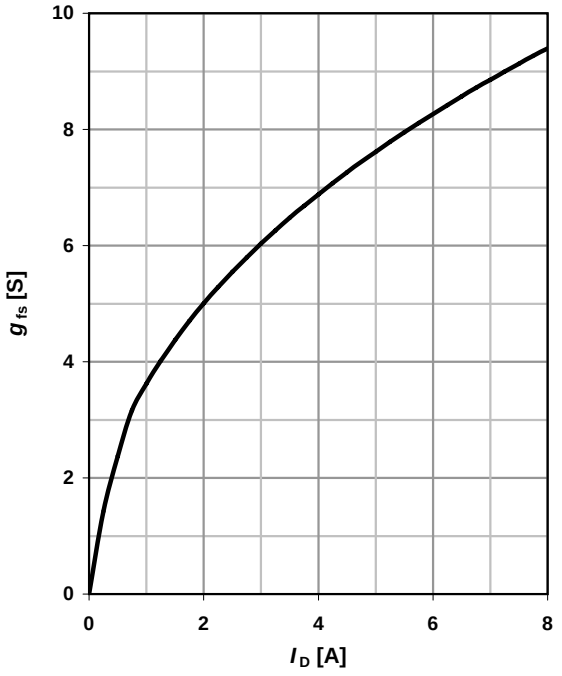

9 Drain-source on-state resistance

$R_{DS(on)}$=f(T_j); I_D=1.5 A; V_{GS}=4.5 V

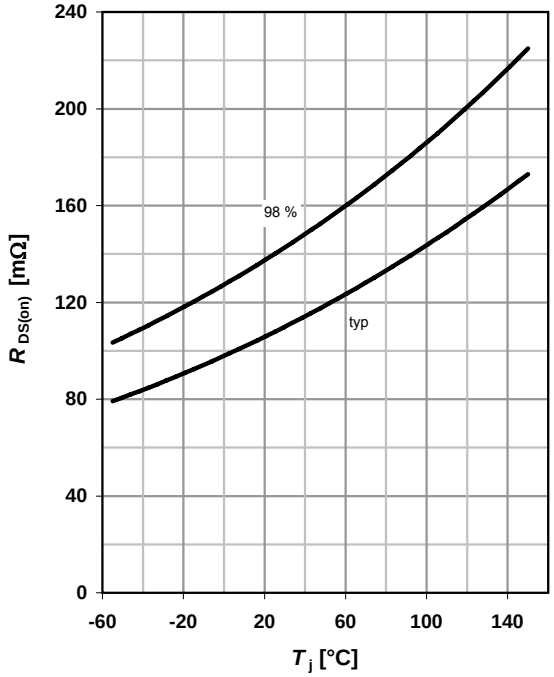

10 Typ. gate threshold voltage

$V_{GS(th)}$=f(T_j); V_{DS}=V_{GS}; I_D=3.7 µA

parameter: I_D

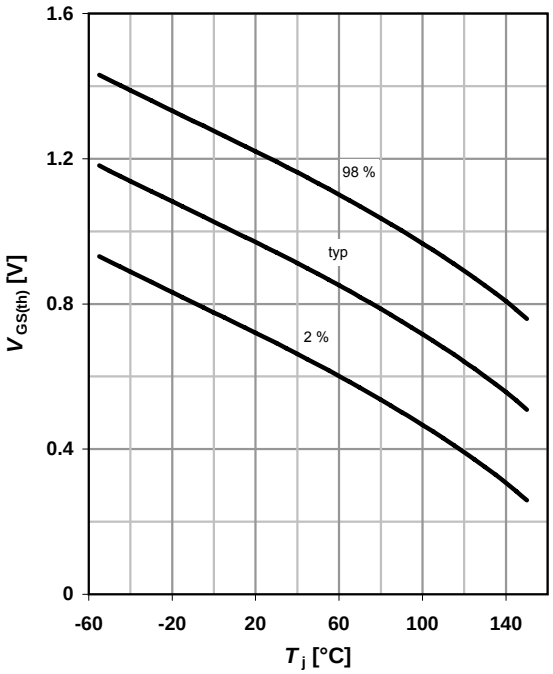

11 Typ. capacitances

C=f(V_{DS}); V_{GS}=0 V; f=1 MHz; T_j=25°C

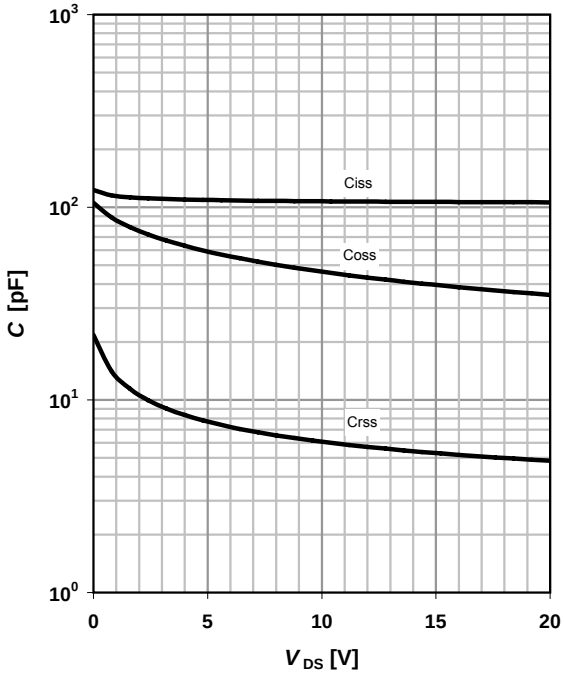

12 Forward characteristics of reverse diode

I_F=f(V_{SD})

parameter: T_j

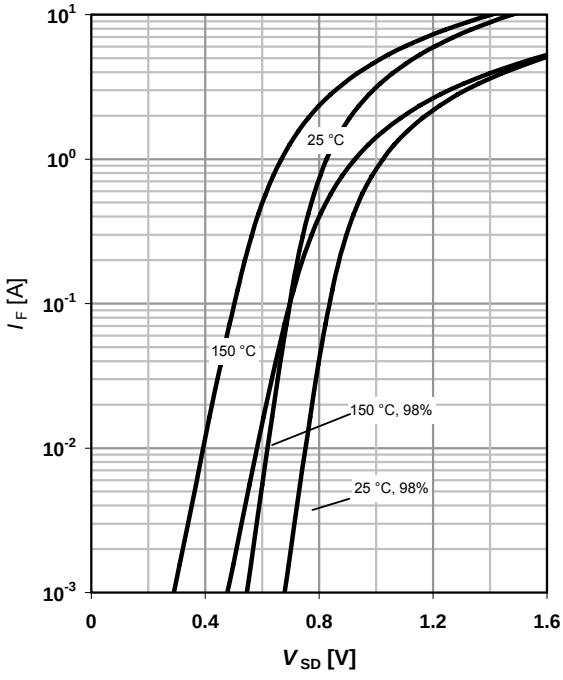

13 Avalanche characteristics

I_{AS}=f(t_{AV}); R_{GS}=25 Ω

parameter: $T_{j(start)}$

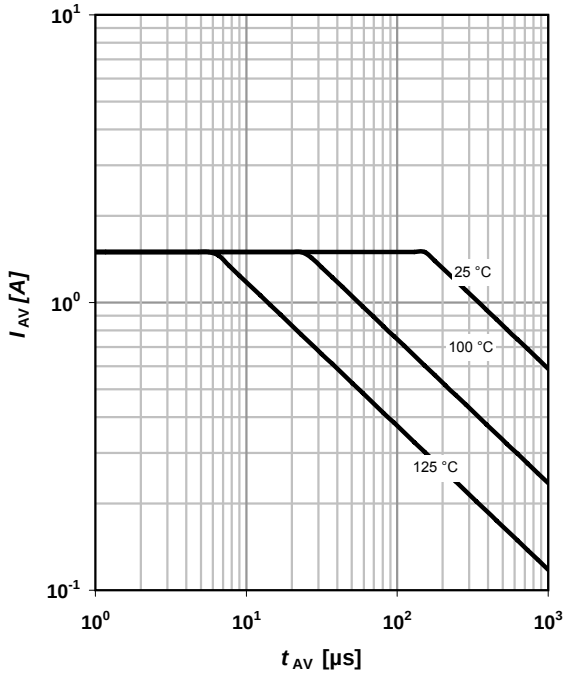

14 Typ. gate charge

V_{GS}=f(Q_{gate}); I_D=1.5 A pulsed

parameter: V_{DD}

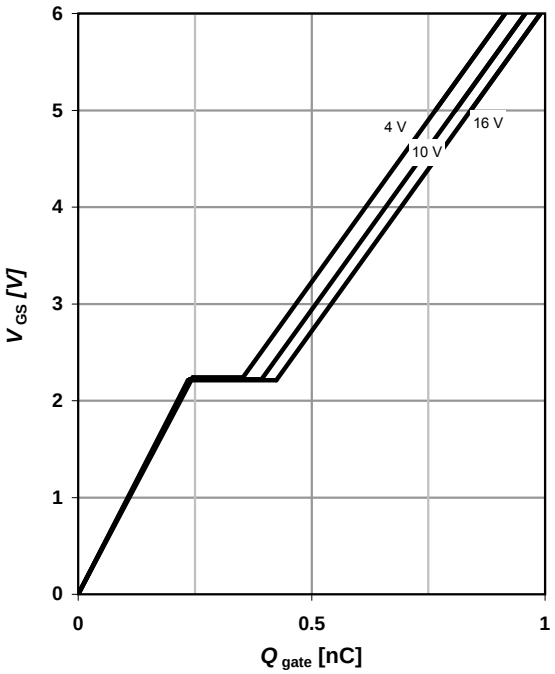

15 Drain-source breakdown voltage

$V_{BR(DSS)}$=f(T_j); I_D=250 µA

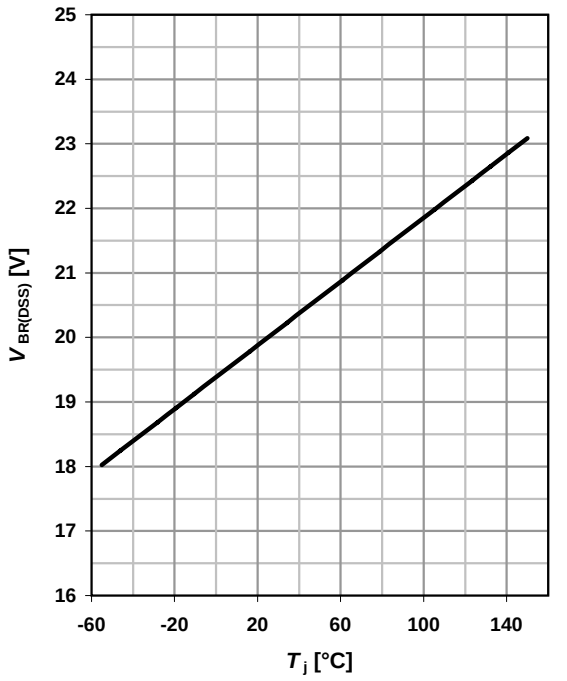

16 Gate charge waveforms

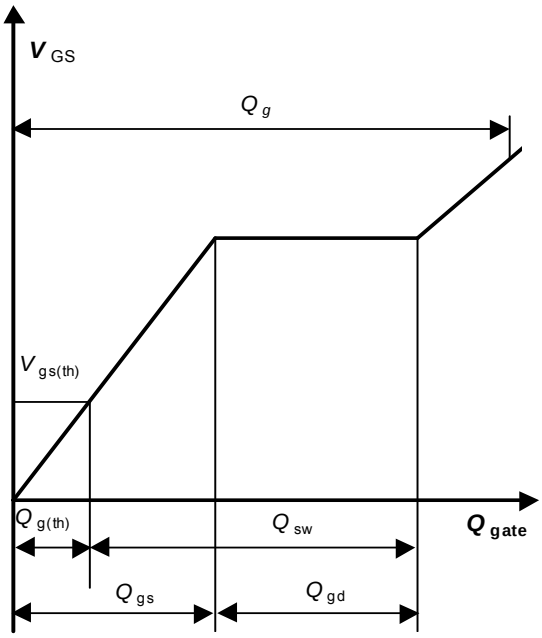

SOT323

Package Outline:

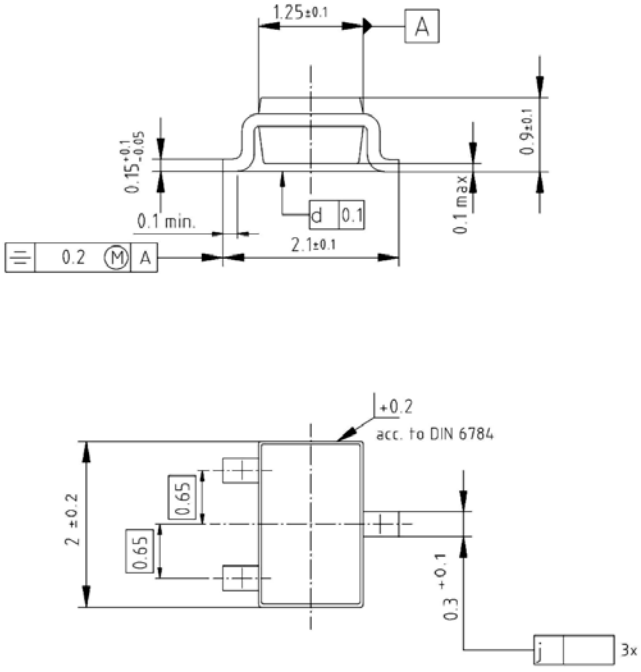

Footprint:

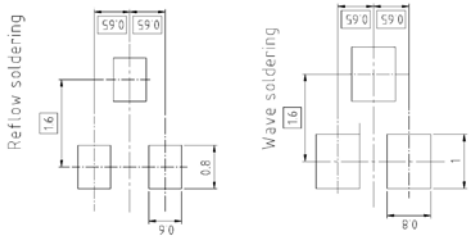

Packaging:

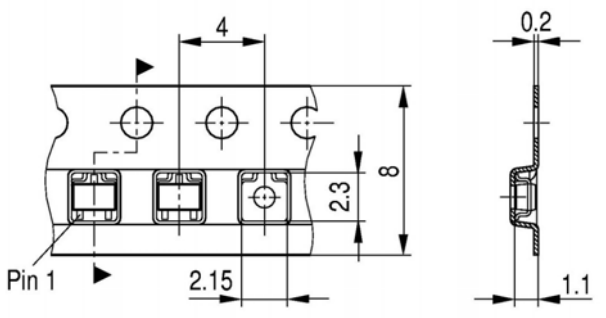

Dimensions in mm

Published by
Infineon Technologies AG
81726 Munich, Germany
© 2008 Infineon Technologies AG
All Rights Reserved.

Legal Disclaimer

The information given in this document shall in no event be regarded as a guarantee of conditions or characteristics. With respect to any examples or hints given herein, any typical values stated herein and/or any information regarding the application of the device, Infineon Technologies hereby disclaims any and all warranties and liabilities of any kind, including without limitation, warranties of non-infringement of intellectual property rights of any third party.

Information

For further information on technology, delivery terms and conditions and prices, please contact the nearest Infineon Technologies Office (www.infineon.com).

Warnings

Due to technical requirements, components may contain dangerous substances. For information on the types in question, please contact the nearest Infineon Technologies Office.
Infineon Technologies components may be used in life-support devices or systems only with the express written approval of Infineon Technologies, if a failure of such components can reasonably be expected to cause the failure of that life-support device or system or to affect the safety or effectiveness of that device or system. Life support devices or systems are intended to be implanted in the human body or to support and/or maintain and sustain and/or protect human life. If they fail, it is reasonable to assume that the health of the user or other persons may be endangered.

ENTEGRECİ

Bu belge www.entegreci.com üzerinden sunulmaktadır.

Elektronik komponent tedarikinde Entegreci

Entegreci, Eskişehir merkezli, Türkiye geneline satış yapan bir elektronik komponent mağazasıdır. Entegreler (IC), mikrodenetleyiciler, transistörler, diyotlar, pasif elemanlar, konnektörler, modüller ve geliştirme kartları tek adetten seri üretim adetlerine kadar satılır. Ürün sayfalarında güncel stok durumunu, fiyatı ve datasheet bağlantısını bulabilirsiniz.

Parça koduyla arama

Üretici parça numarasını yazın; stok ve fiyatı hemen görün.

www.entegreci.com

Ürün kategorileri

Entegreden kapasitöre tüm elektronik komponent kategorileri.

Kategorilere göz atın

Üreticiler

Aradığınız üreticinin ürünlerini tek sayfada inceleyin.

Üreticileri görün

Toplu alım ve teklif

Listede olmayan ya da yüksek adetli parçalar için teklif isteyin.

Teklif isteyin

www.entegreci.com | **destek@entegreci.com** | **0850 305 90 34**

Entegreci is an online electronic components store based in Türkiye. Search by manufacturer part number to see stock, prices and datasheets for integrated circuits, microcontrollers, transistors, passive components and connectors, or request a quote for parts that are not listed.

Bu sayfa Entegreci tarafından eklenmiştir. Belgenin önceki sayfaları asıl yayıncısına aittir ve içeriği değiştirilmemiştir; en güncel sürüm için belgenin yayıncısına başvurun.