## IGBT Power Module

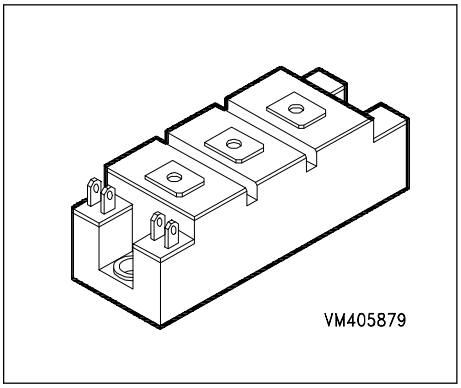


- Half-bridge
- Including fast free-wheeling diodes
- Package with insulated metal base plate

| Type | $V_{CE}$ | $I_C$ | Package | Ordering Code |
|---|---|---|---|---|
| BSM 75 GB 120 DN2 | 1200V | 105A | HALF-BRIDGE 1 | C67076-A2106-A70 |

### Maximum Ratings

| Parameter | Symbol | Values | Unit |
|---|---|---|---|
| Collector-emitter voltage | $V_{CE}$ | 1200 | V |
| Collector-gate voltage<br>$R_{GE}$ = 20 kΩ | $V_{CGR}$ | <br>1200 | |
| Gate-emitter voltage | $V_{GE}$ | ± 20 | |
| DC collector current<br>$T_C$ = 25 °C<br>$T_C$ = 80 °C | $I_C$ | <br>105<br>75 | A |
| Pulsed collector current, $t_p$ = 1 ms<br>$T_C$ = 25 °C<br>$T_C$ = 80 °C | $I_{Cpuls}$ | <br>210<br>150 | |
| Power dissipation per IGBT<br>$T_C$ = 25 °C | $P_{tot}$ | <br>625 | W |
| Chip temperature | $T_j$ | + 150 | °C |
| Storage temperature | $T_{stg}$ | -40 ... + 125 | |
| Thermal resistance, chip case | $R_{thJC}$ | ≤ 0.2 | K/W |
| Diode thermal resistance, chip case | $R_{thJCD}$ | ≤ 0.5 | |
| Insulation test voltage, $t$ = 1min. | $V_{is}$ | 2500 | Vac |
| Creepage distance | - | 20 | mm |
| Clearance | - | 11 | |
| DIN humidity category, DIN 40 040 | - | F | sec |
| IEC climatic category, DIN IEC 68-1 | - | 40 / 125 / 56 | |

**Electrical Characteristics**, at $T_j$ = 25 °C, unless otherwise specified

| Parameter | Symbol | Values | | | Unit |
|---|---|---|---|---|---|
| | | min. | typ. | max. | |
| **Static Characteristics** | | | | | |
| Gate threshold voltage<br>$V_{GE} = V_{CE}$, $I_C$ = 3 mA | $V_{GE(th)}$ | 4.5 | 5.5 | 6.5 | V |
| Collector-emitter saturation voltage<br>$V_{GE}$ = 15 V, $I_C$ = 75 A, $T_j$ = 25 °C<br>$V_{GE}$ = 15 V, $I_C$ = 75 A, $T_j$ = 125 °C | $V_{CE(sat)}$ | -<br>- | 2.5<br>3.1 | 3<br>3.7 | |
| Zero gate voltage collector current<br>$V_{CE}$ = 1200 V, $V_{GE}$ = 0 V, $T_j$ = 25 °C<br>$V_{CE}$ = 1200 V, $V_{GE}$ = 0 V, $T_j$ = 125 °C | $I_{CES}$ | -<br>- | 1<br>4.5 | 1.5<br>- | mA |
| Gate-emitter leakage current<br>$V_{GE}$ = 20 V, $V_{CE}$ = 0 V | $I_{GES}$ | - | - | 320 | nA |
| **AC Characteristics** | | | | | |
| Transconductance<br>$V_{CE}$ = 20 V, $I_C$ = 75 A | $g_{fs}$ | 31 | - | - | S |
| Input capacitance<br>$V_{CE}$ = 25 V, $V_{GE}$ = 0 V, $f$ = 1 MHz | $C_{iss}$ | - | 5.5 | - | nF |
| Output capacitance<br>$V_{CE}$ = 25 V, $V_{GE}$ = 0 V, $f$ = 1 MHz | $C_{oss}$ | - | 0.8 | - | |
| Reverse transfer capacitance<br>$V_{CE}$ = 25 V, $V_{GE}$ = 0 V, $f$ = 1 MHz | $C_{rss}$ | - | 0.3 | - | |

**Electrical Characteristics**, at $T_j$ = 25 °C, unless otherwise specified

| Parameter | Symbol | Values | | | Unit |
|---|---|---|---|---|---|
| | | min. | typ. | max. | |
| **Switching Characteristics, Inductive Load at $T_j$ = 125 °C** | | | | | |
| Turn-on delay time<br>$V_{CC}$ = 600 V, $V_{GE}$ = 15 V, $I_C$ = 75 A<br>$R_{Gon}$ = 15 Ω | $t_{d(on)}$ | -<br>- | 30<br>- | 60<br>- | ns |
| Rise time<br>$V_{CC}$ = 600 V, $V_{GE}$ = 15 V, $I_C$ = 75 A<br>$R_{Gon}$ = 15 Ω | $t_r$ | -<br>- | 70<br>- | 140<br>- | |
| Turn-off delay time<br>$V_{CC}$ = 600 V, $V_{GE}$ = -15 V, $I_C$ = 75 A<br>$R_{Goff}$ = 15 Ω | $t_{d(off)}$ | -<br>- | 450<br>- | 600<br>- | |
| Fall time<br>$V_{CC}$ = 600 V, $V_{GE}$ = -15 V, $I_C$ = 75 A<br>$R_{Goff}$ = 15 Ω | $t_f$ | -<br>- | 70<br>- | 100<br>- | |
| **Free-Wheel Diode** | | | | | |
| Diode forward voltage<br>$I_F$ = 75 A, $V_{GE}$ = 0 V, $T_j$ = 25 °C<br>$I_F$ = 75 A, $V_{GE}$ = 0 V, $T_j$ = 125 °C | $V_F$ | -<br>- | 2.3<br>1.8 | 2.8<br>- | V |
| Reverse recovery time<br>$I_F$ = 75 A, $V_R$ = -600 V, $V_{GE}$ = 0 V<br>$di_F/dt$ = -900 A/µs, $T_j$ = 125 °C | $t_{rr}$ | - | 0.125 | - | µs |
| Reverse recovery charge<br>$I_F$ = 75 A, $V_R$ = -600 V, $V_{GE}$ = 0 V<br>$di_F/dt$ = -900 A/µs<br>$T_j$ = 25 °C<br>$T_j$ = 125 °C | $Q_{rr}$ | -<br>- | 3.2<br>12 | -<br>- | µC |

Power dissipation
$P_{tot} = f(T_C)$
parameter: $T_j \leq 150$ °C

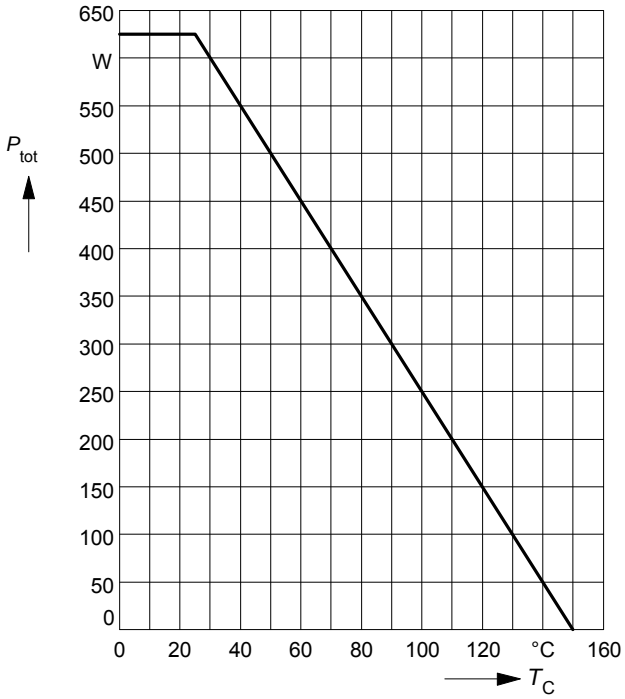


Safe operating area
$I_C = f(V_{CE})$
parameter: $D = 0$, $T_C = 25$°C , $T_j \leq 150$ °C

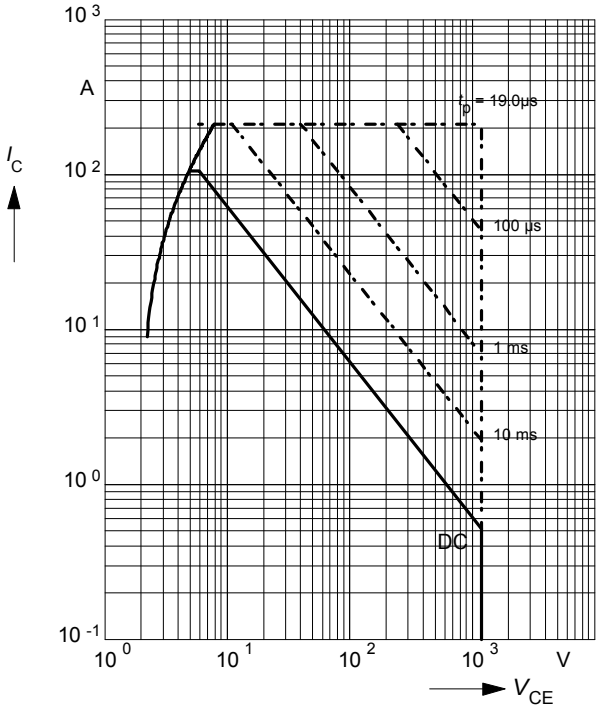


Collector current
$I_C = f(T_C)$
parameter: $V_{GE} \geq 15$ V , $T_j \leq 150$ °C

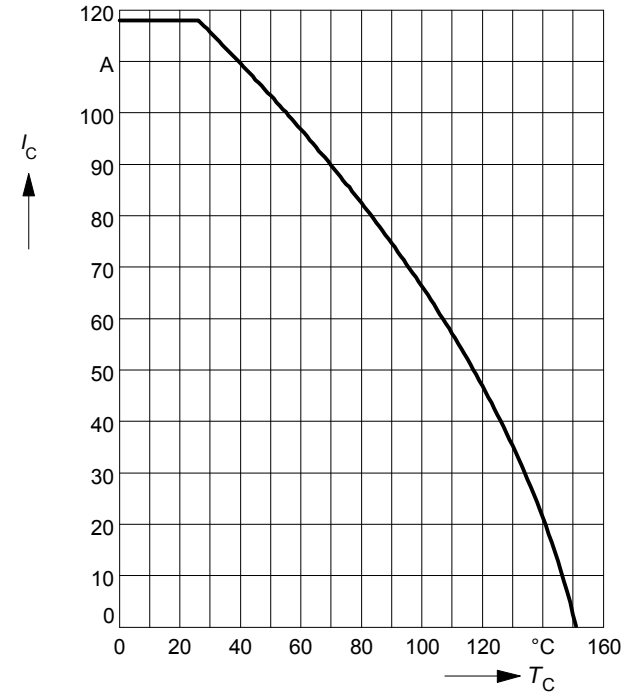


Transient thermal impedance IGBT
$Z_{th\,JC} = f(t_p)$
parameter: $D = t_p / T$

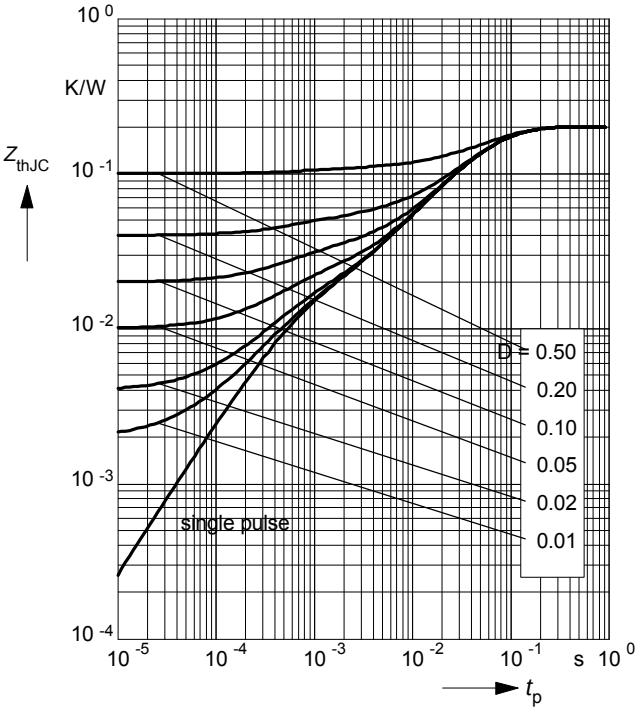

**Typ. output characteristics**

$I_C = f(V_{CE})$

parameter: $t_p$ = 80 µs, $T_j$ = 25 °C

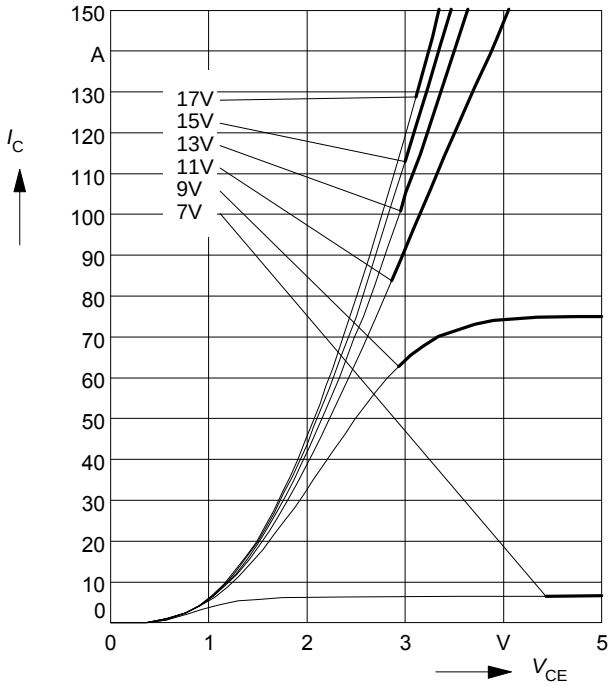


**Typ. output characteristics**

$I_C = f(V_{CE})$

parameter: $t_p$ = 80 µs, $T_j$ = 125 °C

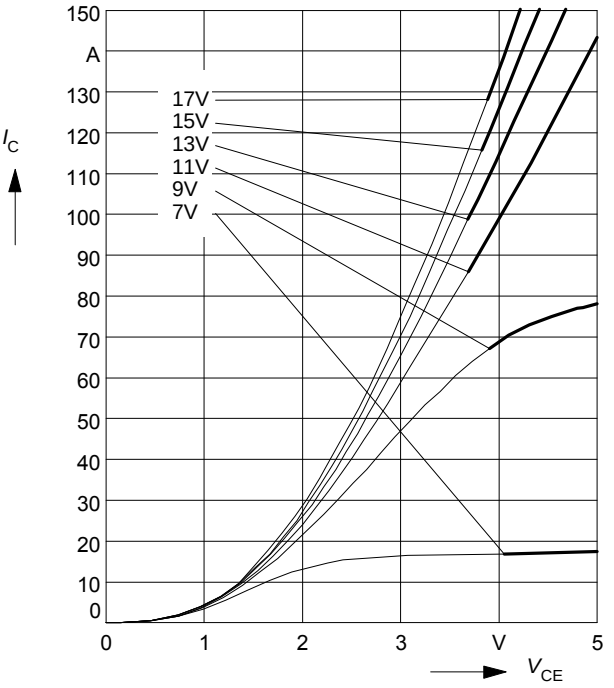


**Typ. transfer characteristics**

$I_C = f(V_{GE})$

parameter: $t_p$ = 80 µs, $V_{CE}$ = 20 V

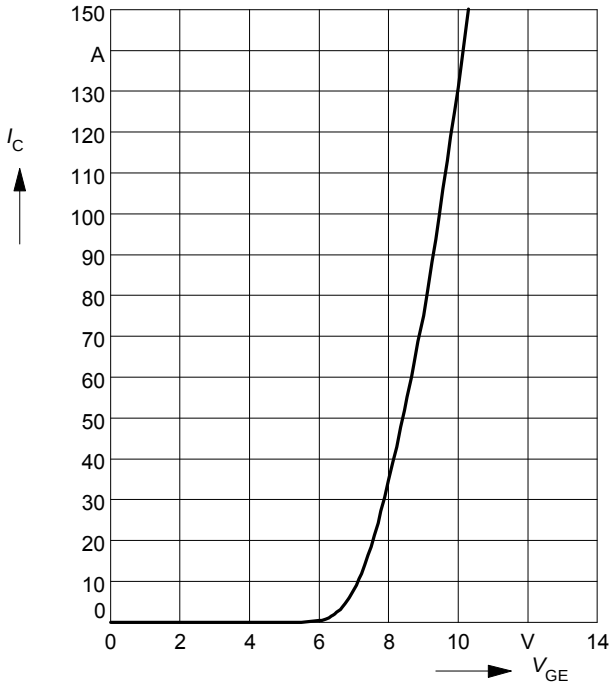

Typ. gate charge
$V_{GE} = f(Q_{Gate})$
parameter: $I_{C\ puls}$ = 75 A

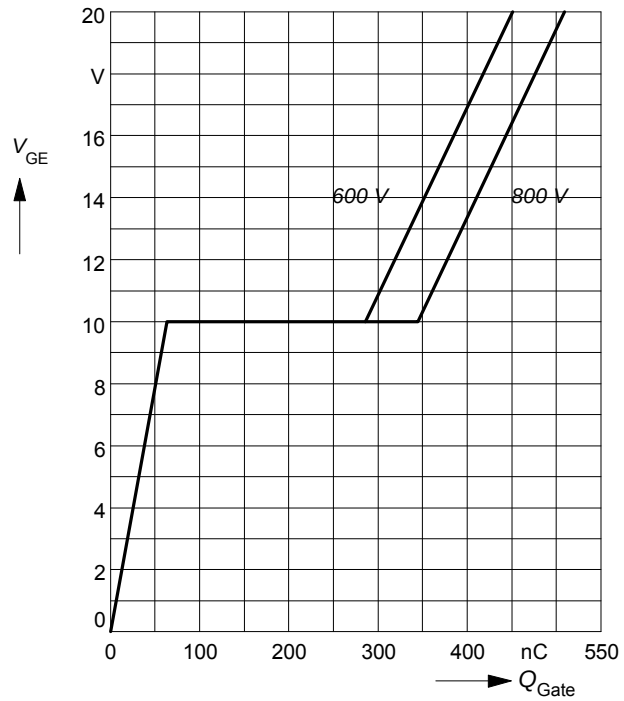


**Typ. capacitances**
$C = f\ (V_{CE})$
parameter: $V_{GE}$ = 0, f = 1 MHz

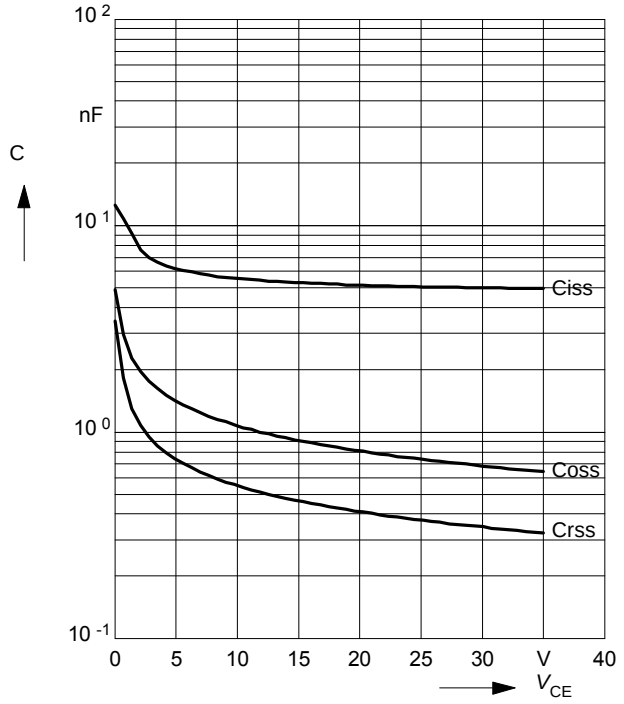


**Reverse biased safe operating area**
$I_{Cpuls} = f(V_{CE})$ , $T_j$ = 150°C
parameter: $V_{GE}$ = 15 V

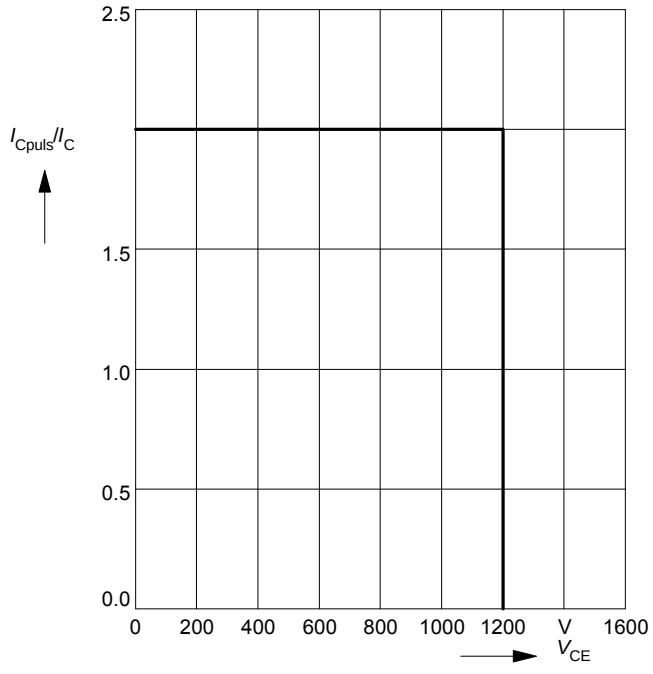


**Short circuit safe operating area**
$I_{Csc} = f(V_{CE})$ , $T_j$ = 150°C
parameter: $V_{GE}$ = ± 15 V, $t_{SC}$ ≤ 10 µs, L < 50 nH

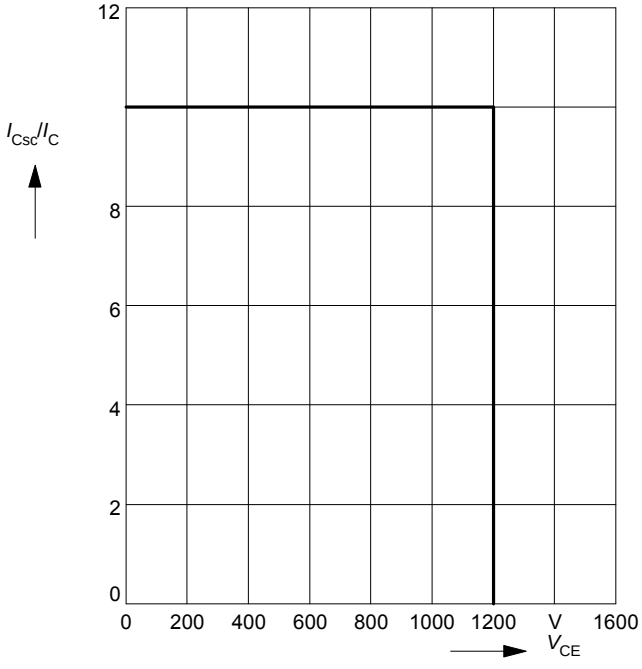

**Typ. switching time**

$I = f(I_C)$ , inductive load , $T_j$ = 125°C

par.: $V_{CE}$ = 600 V, $V_{GE}$ = ± 15V, $R_G$ = 15 Ω

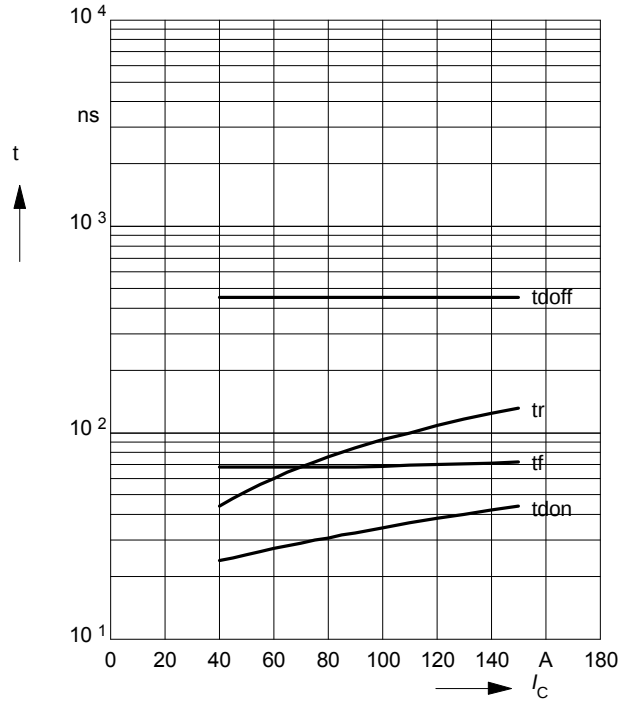


**Typ. switching time**

$t = f(R_G)$ , inductive load , $T_j$ = 125°C

par.: $V_{CE}$ = 600V, $I_C$ = 75 A

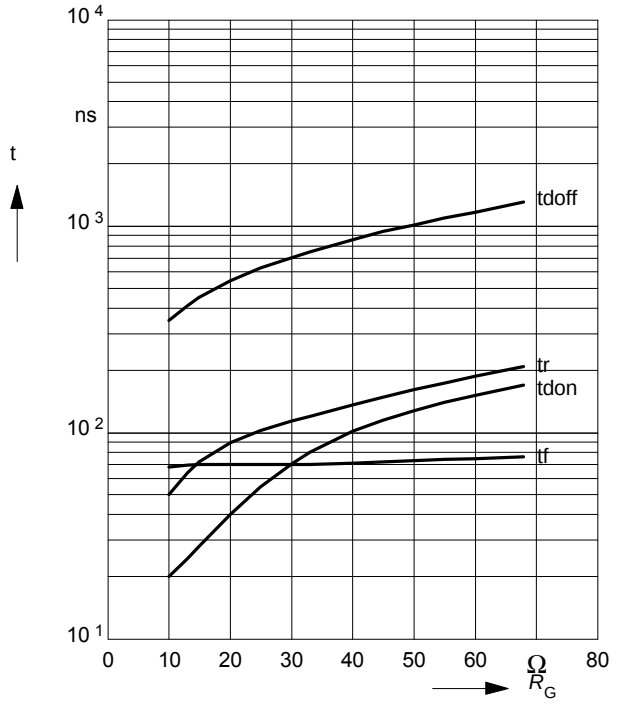


**Typ. switching losses**

$E = f(I_C)$ , inductive load , $T_j$ = 125°C

par.: $V_{CE}$ = 600 V, $V_{GE}$ = ± 15 V, $R_G$ = 15 Ω

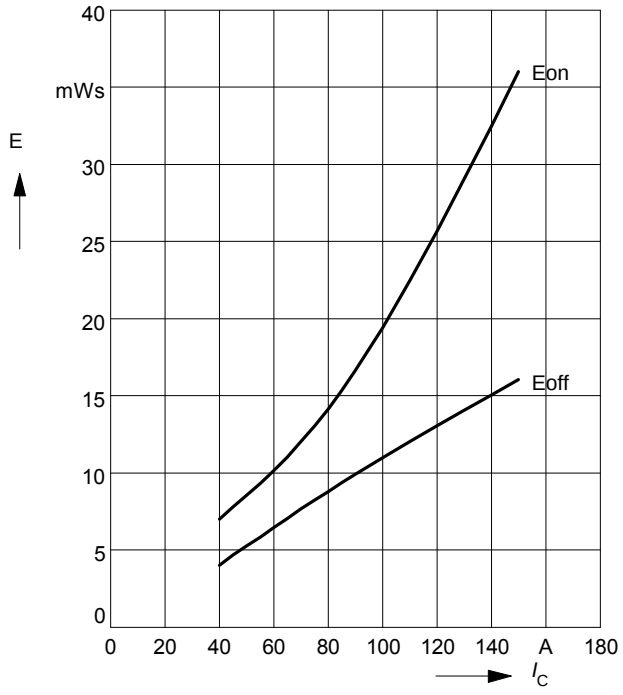


**Typ. switching losses**

$E = f(R_G)$ , inductive load , $T_j$ = 125°C

par.: $V_{CE}$ = 600 V, $V_{GE}$ = ± 15 V, $I_C$ = 75 A

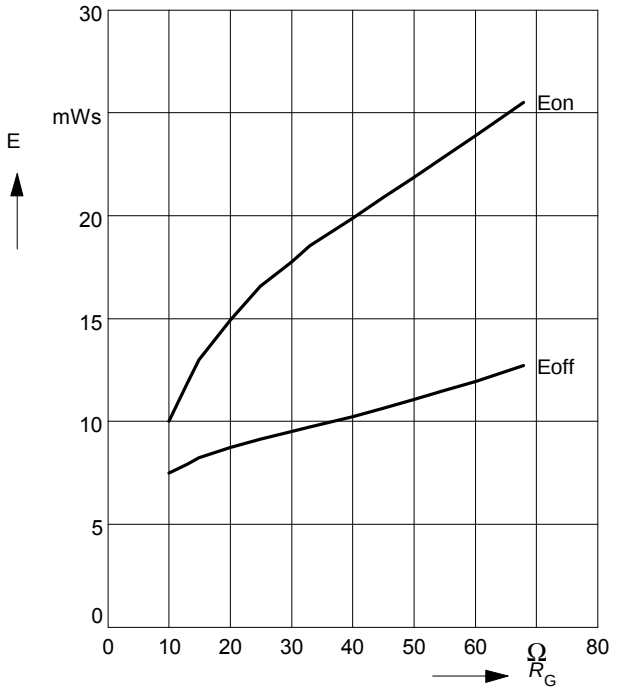

**Forward characteristics of fast recovery reverse diode** $I_F = f(V_F)$
parameter: $T_j$

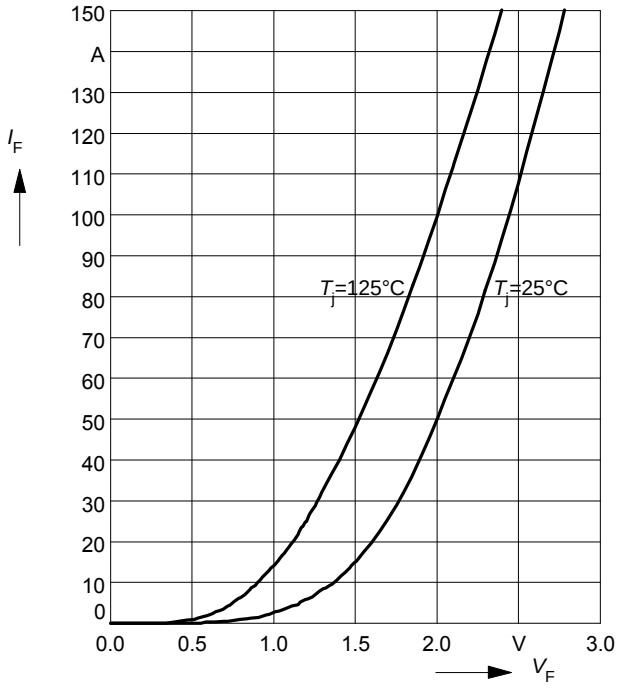


Transient thermal impedance Diode
$Z_{th\,JC} = f(t_p)$
parameter: $D = t_p / T$

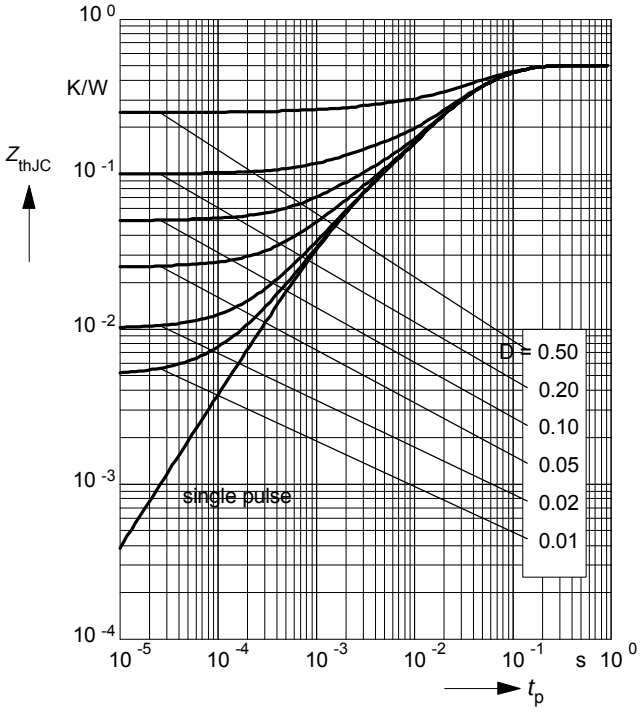

**Circuit Diagram**

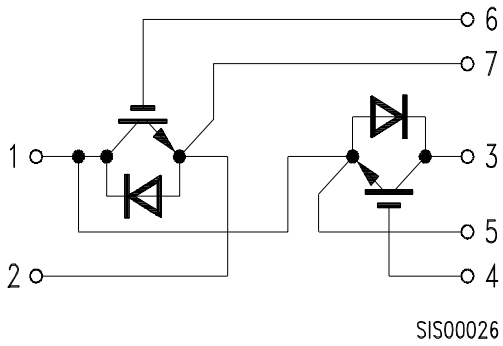


**Package Outlines**

Dimensions in mm

Weight: 250 g

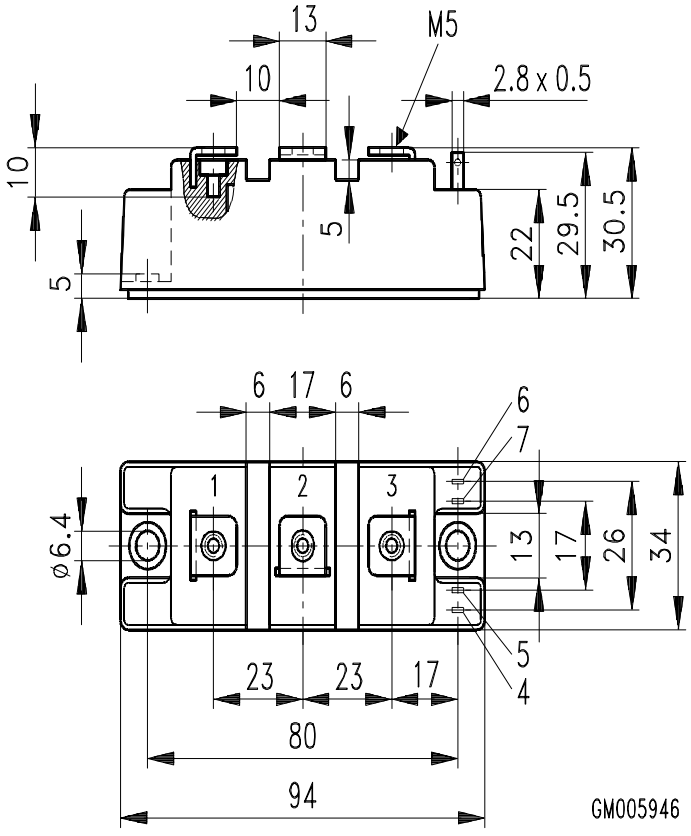

## Nutzungsbedingungen

Die in diesem Produktdatenblatt enthaltenen Daten sind ausschließlich für technisch geschultes Fachpersonal bestimmt. Die Beurteilung der Geeignetheit dieses Produktes für die von Ihnen anvisierte Anwendung sowie die Beurteilung der Vollständigkeit der bereitgestellten Produktdaten für diese Anwendung obliegt Ihnen bzw. Ihren technischen Abteilungen.

In diesem Produktdatenblatt werden diejenigen Merkmale beschrieben, für die wir eine liefervertragliche Gewährleistung übernehmen. Eine solche Gewährleistung richtet sich ausschließlich nach Maßgabe der im jeweiligen Liefervertrag enthaltenen Bestimmungen. Garantien jeglicher Art werden für das Produkt und dessen Eigenschaften keinesfalls übernommen.

Sollten Sie von uns Produktinformationen benötigen, die über den Inhalt dieses Produktdatenblatts hinausgehen und insbesondere eine spezifische Verwendung und den Einsatz dieses Produktes betreffen, setzen Sie sich bitte mit dem für Sie zuständigen Vertriebsbüro in Verbindung (siehe www.eupec.com, Vertrieb&Kontakt). Für Interessenten halten wir Application Notes bereit.

Aufgrund der technischen Anforderungen könnte unser Produkt gesundheitsgefährdende Substanzen enthalten. Bei Rückfragen zu den in diesem Produkt jeweils enthaltenen Substanzen setzen Sie sich bitte ebenfalls mit dem für Sie zuständigen Vertriebsbüro in Verbindung.

Sollten Sie beabsichtigen, das Produkt in Anwendungen der Luftfahrt, in gesundheits- oder lebensgefährdenden oder lebenserhaltenden Anwendungsbereichen einzusetzen, bitten wir um Mitteilung. Wir weisen darauf hin, dass wir für diese Fälle
- die gemeinsame Durchführung eines Risiko- und Qualitätsassessments;
- den Abschluss von speziellen Qualitätssicherungsvereinbarungen;
- die gemeinsame Einführung von Maßnahmen zu einer laufenden Produktbeobachtung dringend empfehlen und gegebenenfalls die Belieferung von der Umsetzung solcher Maßnahmen abhängig machen.

Soweit erforderlich, bitten wir Sie, entsprechende Hinweise an Ihre Kunden zu geben.

Inhaltliche Änderungen dieses Produktdatenblatts bleiben vorbehalten.

## Terms & Conditions of usage

The data contained in this product data sheet is exclusively intended for technically trained staff. You and your technical departments will have to evaluate the suitability of the product for the intended application and the completeness of the product data with respect to such application.

This product data sheet is describing the characteristics of this product for which a warranty is granted. Any such warranty is granted exclusively pursuant the terms and conditions of the supply agreement. There will be no guarantee of any kind for the product and its characteristics.

Should you require product information in excess of the data given in this product data sheet or which concerns the specific application of our product, please contact the sales office, which is responsible for you (see www.eupec.com, sales&contact). For those that are specifically interested we may provide application notes.
Due to technical requirements our product may contain dangerous substances. For information on the types in question please contact the sales office, which is responsible for you.

Should you intend to use the Product in aviation applications, in health or live endangering or life support applications, please notify. Please note, that for any such applications we urgently recommend
- to perform joint Risk and Quality Assessments;
- the conclusion of Quality Agreements;
- to establish joint measures of an ongoing product survey, and that we may make delivery depended on the realization of any such measures.

If and to the extent necessary, please forward equivalent notices to your customers.

Changes of this product data sheet are reserved.

ENTEGRECİ

Bu belge www.entegreci.com üzerinden sunulmaktadır.

# Elektronik komponent tedarikinde Entegreci

Entegreci, Eskişehir merkezli, Türkiye geneline satış yapan bir elektronik komponent mağazasıdır. Entegreler (IC), mikrodenetleyiciler, transistörler, diyotlar, pasif elemanlar, konnektörler, modüller ve geliştirme kartları tek adetten seri üretim adetlerine kadar satılır. Ürün sayfalarında güncel stok durumunu, fiyatı ve datasheet bağlantısını bulabilirsiniz.

### Parça koduyla arama

Üretici parça numarasını yazın; stok ve fiyatı hemen görün.

**www.entegreci.com**

### Ürün kategorileri

Entegreden kapasitöre tüm elektronik komponent kategorileri.

**Kategorilere göz atın**

### Üreticiler

Aradığınız üreticinin ürünlerini tek sayfada inceleyin.

**Üreticileri görün**

### Toplu alım ve teklif

Listede olmayan ya da yüksek adetli parçalar için teklif isteyin.

**Teklif isteyin**

**www.entegreci.com** | **destek@entegreci.com** | **0850 305 90 34**

Entegreci is an online electronic components store based in Türkiye. Search by manufacturer part number to see stock, prices and datasheets for integrated circuits, microcontrollers, transistors, passive components and connectors, or request a quote for parts that are not listed.

Bu sayfa Entegreci tarafından eklenmiştir. Belgenin önceki sayfaları asıl yayıncısına aittir ve içeriği değiştirilmemiştir; en güncel sürüm için belgenin yayıncısına başvurun.