# APTGT150DU120G

## *Dual common source Fast Trench + Field Stop IGBT3 Power Module*

**$V_{CES}$ = 1200V**
**$I_C$ = 150A @ Tc = 80°C**

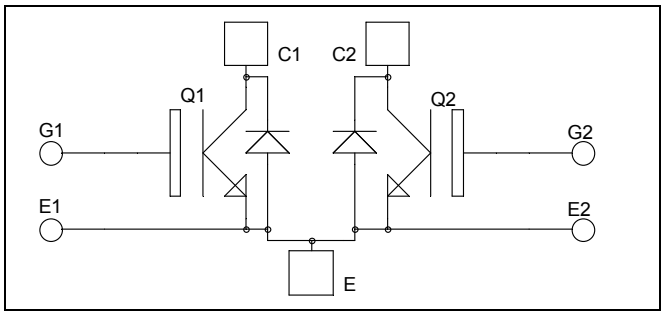


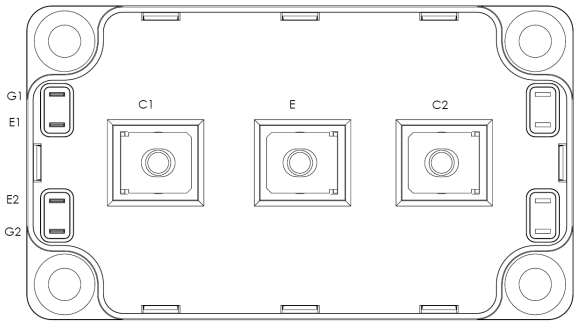


**Application**

- AC Switches
- Switched Mode Power Supplies
- Uninterruptible Power Supplies

**Features**

- Fast Trench + Field Stop IGBT3 Technology
  - Low voltage drop
  - Low tail current
  - Switching frequency up to 20 kHz
  - Soft recovery parallel diodes
  - Low diode VF
  - Low leakage current
  - RBSOA and SCSOA rated
- Kelvin emitter for easy drive
- Very low stray inductance
  - Symmetrical design
  - M5 power connectors
- High level of integration

**Benefits**

- Stable temperature behavior
- Very rugged
- Direct mounting to heatsink (isolated package)
- Low junction to case thermal resistance
- Easy paralleling due to positive TC of VCEsat
- Low profile
- RoHS Compliant

## Absolute maximum ratings

| *Symbol* | *Parameter* | | *Max ratings* | *Unit* |
|---|---|---|---|---|
| $V_{CES}$ | Collector - Emitter Breakdown Voltage | | 1200 | V |
| $I_C$ | Continuous Collector Current | $T_C$ = 25°C | 220 | A |
| | | $T_C$ = 80°C | 150 | |
| $I_{CM}$ | Pulsed Collector Current | $T_C$ = 25°C | 350 | |
| $V_{GE}$ | Gate – Emitter Voltage | | ±20 | V |
| $P_D$ | Maximum Power Dissipation | $T_C$ = 25°C | 690 | W |
| RBSOA | Reverse Bias Safe Operating Area | $T_j$ = 125°C | 300A @ 1150V | |

CAUTION: These Devices are sensitive to Electrostatic Discharge. Proper Handling Procedures Should Be Followed. See application note APT0502 on www.microsemi.com

**All ratings @ $T_j$ = 25°C unless otherwise specified**

## Electrical Characteristics

| *Symbol* | *Characteristic* | *Test Conditions* | | *Min* | *Typ* | *Max* | *Unit* |
|---|---|---|---|---|---|---|---|
| $I_{CES}$ | Zero Gate Voltage Collector Current | $V_{GE}$ = 0V, $V_{CE}$ = 1200V | | | | 350 | µA |
| $V_{CE(sat)}$ | Collector Emitter Saturation Voltage | $V_{GE}$ = 15V<br>$I_C$ = 150A | $T_j$ = 25°C | | 1.7 | 2.1 | V |
| | | | $T_j$ = 125°C | | 2.0 | | |
| $V_{GE(th)}$ | Gate Threshold Voltage | $V_{GE}$ = $V_{CE}$ , $I_C$ = 3 mA | | 5.0 | 5.8 | 6.5 | V |
| $I_{GES}$ | Gate – Emitter Leakage Current | $V_{GE}$ = 20V, $V_{CE}$ = 0V | | | | 400 | nA |

## Dynamic Characteristics

| *Symbol* | *Characteristic* | *Test Conditions* | | *Min* | *Typ* | *Max* | *Unit* |
|---|---|---|---|---|---|---|---|
| $C_{ies}$ | Input Capacitance | $V_{GE}$ = 0V<br>$V_{CE}$ = 25V<br>f = 1MHz | | | 10.7 | | nF |
| $C_{oes}$ | Output Capacitance | | | | 0.56 | | |
| $C_{res}$ | Reverse Transfer Capacitance | | | | 0.48 | | |
| $T_{d(on)}$ | Turn-on Delay Time | Inductive Switching (25°C)<br>$V_{GE}$ = ±15V<br>$V_{Bus}$ = 600V<br>$I_C$ = 150A<br>$R_G$ = 2.2Ω | | | 280 | | ns |
| $T_r$ | Rise Time | | | | 40 | | |
| $T_{d(off)}$ | Turn-off Delay Time | | | | 420 | | |
| $T_f$ | Fall Time | | | | 75 | | |
| $T_{d(on)}$ | Turn-on Delay Time | Inductive Switching (125°C)<br>$V_{GE}$ = ±15V<br>$V_{Bus}$ = 600V<br>$I_C$ = 150A<br>$R_G$ = 2.2Ω | | | 290 | | ns |
| $T_r$ | Rise Time | | | | 45 | | |
| $T_{d(off)}$ | Turn-off Delay Time | | | | 520 | | |
| $T_f$ | Fall Time | | | | 90 | | |
| $E_{on}$ | Turn-on Switching Energy | $V_{GE}$ = ±15V<br>$V_{Bus}$ = 600V<br>$I_C$ = 150A<br>$R_G$ = 2.2Ω | $T_j$ = 125°C | | 14 | | mJ |
| $E_{off}$ | Turn-off Switching Energy | | $T_j$ = 125°C | | 16 | | |

## Diode ratings and characteristics

| *Symbol* | *Characteristic* | *Test Conditions* | | *Min* | *Typ* | *Max* | *Unit* |
|---|---|---|---|---|---|---|---|
| $V_{RRM}$ | Maximum Peak Repetitive Reverse Voltage | | | 1200 | | | V |
| $I_{RM}$ | Maximum Reverse Leakage Current | $V_R$=1200V | $T_j$ = 25°C | | | 250 | µA |
| | | | $T_j$ = 125°C | | | 600 | |
| $I_F$ | DC Forward Current | | Tc = 80°C | | 150 | | A |
| $V_F$ | Diode Forward Voltage | $I_F$ = 150A | $T_j$ = 25°C | | 1.6 | 2.1 | V |
| | | | $T_j$ = 125°C | | 1.6 | | |
| $t_{rr}$ | Reverse Recovery Time | $I_F$ = 150A<br>$V_R$ = 600V<br>di/dt =2500A/µs | $T_j$ = 25°C | | 170 | | ns |
| | | | $T_j$ = 125°C | | 280 | | |
| $Q_{rr}$ | Reverse Recovery Charge | | $T_j$ = 25°C | | 14 | | µC |
| | | | $T_j$ = 125°C | | 28 | | |
| $E_r$ | Reverse Recovery Energy | | $T_j$ = 25°C | | 6 | | mJ |
| | | | $T_j$ = 125°C | | 11 | | |

## Thermal and package characteristics

| *Symbol* | *Characteristic* | | | *Min* | *Typ* | *Max* | *Unit* |
|---|---|---|---|---|---|---|---|
| $R_{thJC}$ | Junction to Case Thermal Resistance | | IGBT | | | 0.18 | °C/W |
| | | | Diode | | | 0.30 | |
| $V_{ISOL}$ | RMS Isolation Voltage, any terminal to case t =1 min, 50/60Hz | | | 4000 | | | V |
| $T_J$ | Operating junction temperature range | | | -40 | | 150 | °C |
| $T_{STG}$ | Storage Temperature Range | | | -40 | | 125 | |
| $T_C$ | Operating Case Temperature | | | -40 | | 100 | |
| Torque | Mounting torque | To heatsink | M6 | 3 | | 5 | N.m |
| | | For terminals | M5 | 2 | | 3.5 | |
| Wt | Package Weight | | | | | 300 | g |

## SP6 Package outline (dimensions in mm)

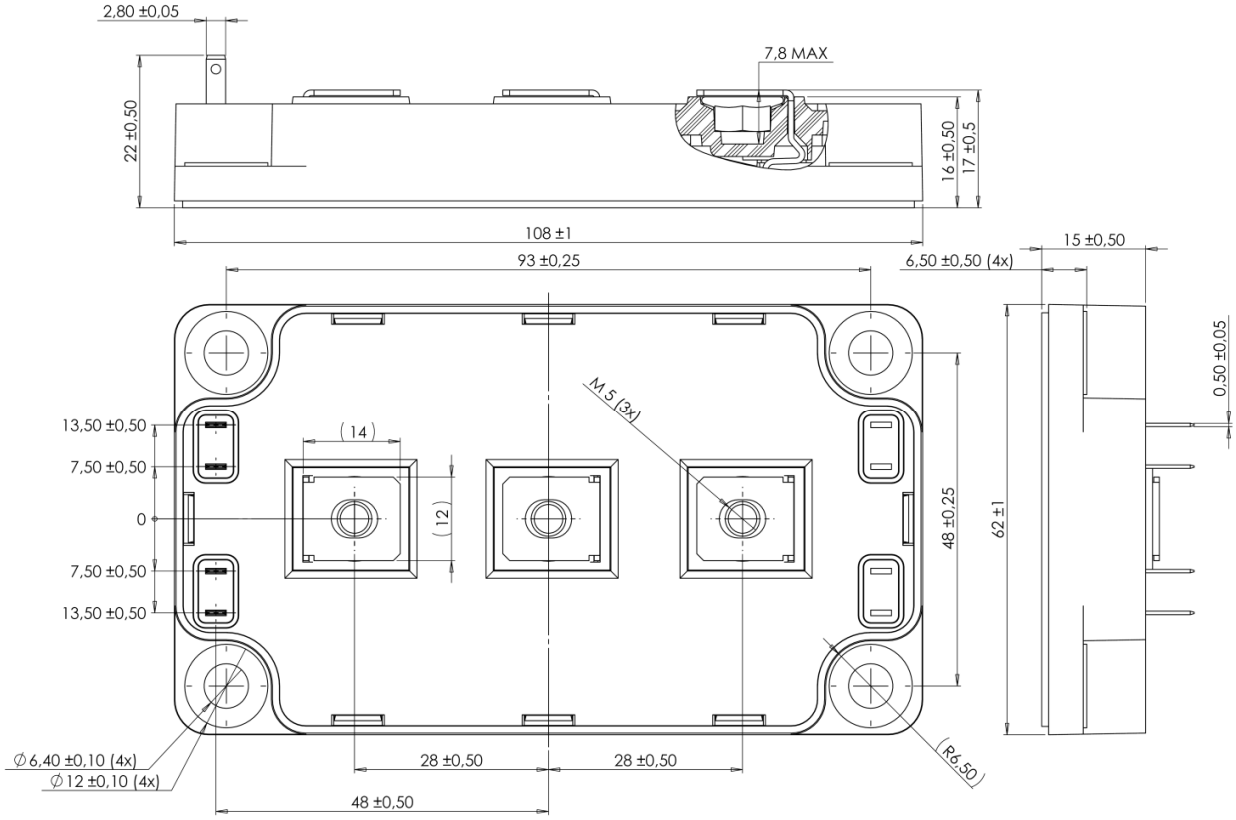


See application note APT0601 - Mounting Instructions for SP6 Power Modules on www.microsemi.com

## Typical Performance Curve

Output Characteristics ($V_{GE}$=15V)

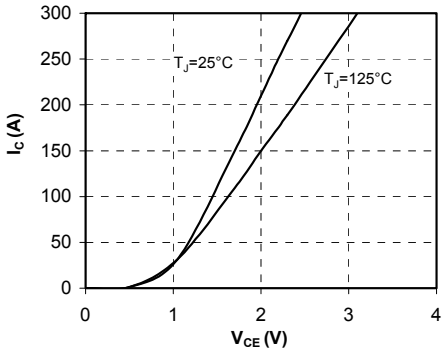


Output Characteristics

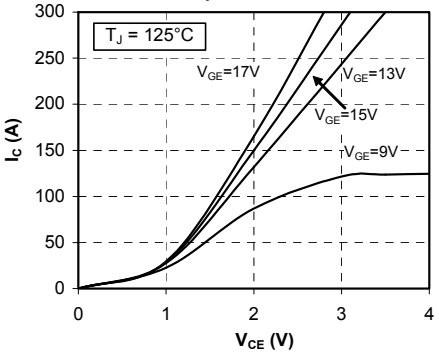


Transfert Characteristics

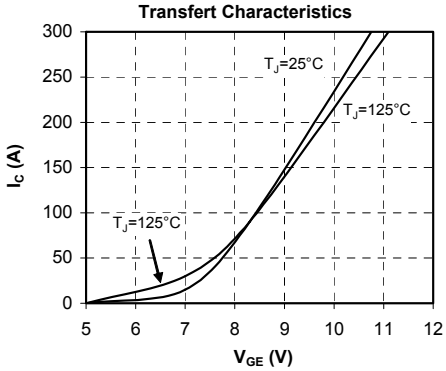


Energy losses vs Collector Current

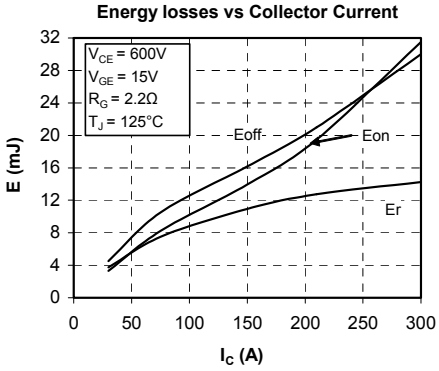


Switching Energy Losses vs Gate Resistance

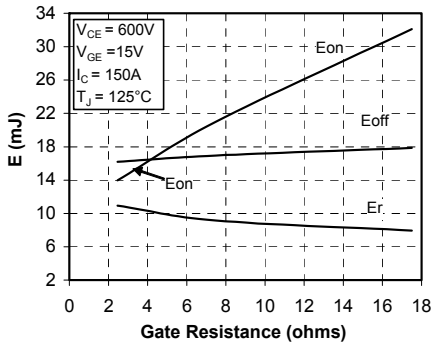


Reverse Bias Safe Operating Area

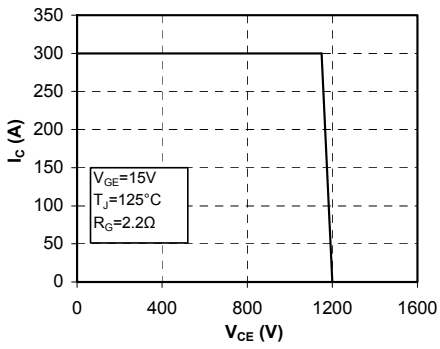


maximum Effective Transient Thermal Impedance, Junction to Case vs Pulse Duration

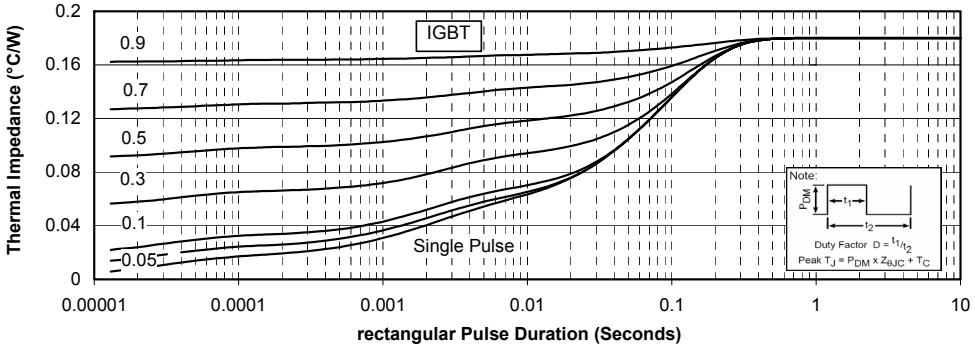

**Operating Frequency vs Collector Current**

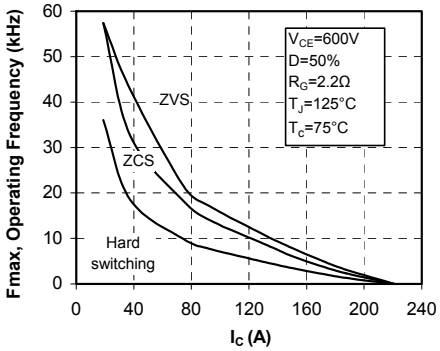


**Forward Characteristic of diode**

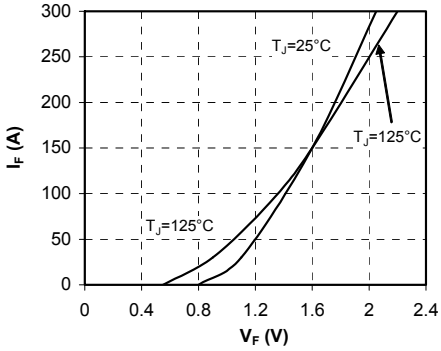


**maximum Effective Transient Thermal Impedance, Junction to Case vs Pulse Duration**

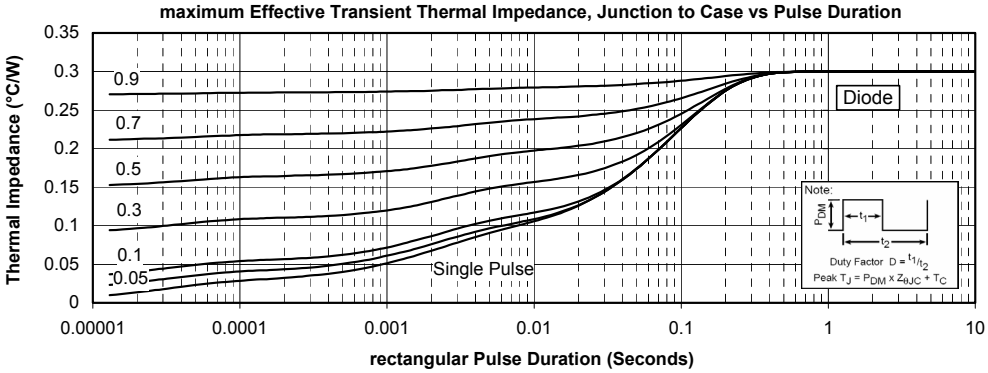

## DISCLAIMER

The information contained in the document (unless it is publicly available on the Web without access restrictions) is PROPRIETARY AND CONFIDENTIAL information of Microsemi and cannot be copied, published, uploaded, posted, transmitted, distributed or disclosed or used without the express duly signed written consent of Microsemi. If the recipient of this document has entered into a disclosure agreement with Microsemi, then the terms of such Agreement will also apply. This document and the information contained herein may not be modified, by any person other than authorized personnel of Microsemi. No license under any patent, copyright, trade secret or other intellectual property right is granted to or conferred upon you by disclosure or delivery of the information, either expressly, by implication, inducement, estoppels or otherwise. Any license under such intellectual property rights must be approved by Microsemi in writing signed by an officer of Microsemi.

Microsemi reserves the right to change the configuration, functionality and performance of its products at anytime without any notice. This product has been subject to limited testing and should not be used in conjunction with life-support or other mission-critical equipment or applications. Microsemi assumes no liability whatsoever, and Microsemi disclaims any express or implied warranty, relating to sale and/or use of Microsemi products including liability or warranties relating to fitness for a particular purpose, merchantability, or infringement of any patent, copyright or other intellectual property right. Any performance specifications believed to be reliable but are not verified and customer or user must conduct and complete all performance and other testing of this product as well as any user or customers final application. User or customer shall not rely on any data and performance specifications or parameters provided by Microsemi. It is the customer's and user's responsibility to independently determine suitability of any Microsemi product and to test and verify the same. The information contained herein is provided "AS IS, WHERE IS" and with all faults, and the entire risk associated with such information is entirely with the User. Microsemi specifically disclaims any liability of any kind including for consequential, incidental and punitive damages as well as lost profit. The product is subject to other terms and conditions which can be located on the web at http://www.microsemi.com/legal/tnc.asp

Life Support Application

Seller's Products are not designed, intended, or authorized for use as components in systems intended for space, aviation, surgical implant into the body, in other applications intended to support or sustain life, or for any other application in which the failure of the Seller's Product could create a situation where personal injury, death or property damage or loss may occur (collectively "Life Support Applications").

Buyer agrees not to use Products in any Life Support Applications and to the extent it does it shall conduct extensive testing of the Product in such applications and further agrees to indemnify and hold Seller, and its officers, employees, subsidiaries, affiliates, agents, sales representatives and distributors harmless against all claims, costs, damages and expenses, and attorneys' fees and costs arising, directly or directly, out of any claims of personal injury, death, damage or otherwise associated with the use of the goods in Life Support Applications, even if such claim includes allegations that Seller was negligent regarding the design or manufacture of the goods.

Buyer must notify Seller in writing before using Seller's Products in Life Support Applications. Seller will study with Buyer alternative solutions to meet Buyer application specification based on Sellers sales conditions applicable for the new proposed specific part.

ENTEGRECİ

Bu belge www.entegreci.com üzerinden sunulmaktadır.

# Elektronik komponent tedarikinde Entegreci

Entegreci, Eskişehir merkezli, Türkiye geneline satış yapan bir elektronik komponent mağazasıdır. Entegreler (IC), mikrodenetleyiciler, transistörler, diyotlar, pasif elemanlar, konnektörler, modüller ve geliştirme kartları tek adetten seri üretim adetlerine kadar satılır. Ürün sayfalarında güncel stok durumunu, fiyatı ve datasheet bağlantısını bulabilirsiniz.

### Parça koduyla arama

Üretici parça numarasını yazın; stok ve fiyatı hemen görün.

**www.entegreci.com**

### Ürün kategorileri

Entegreden kapasitöre tüm elektronik komponent kategorileri.

**Kategorilere göz atın**

### Üreticiler

Aradığınız üreticinin ürünlerini tek sayfada inceleyin.

**Üreticileri görün**

### Toplu alım ve teklif

Listede olmayan ya da yüksek adetli parçalar için teklif isteyin.

**Teklif isteyin**

**www.entegreci.com** | **destek@entegreci.com** | **0850 305 90 34**

Entegreci is an online electronic components store based in Türkiye. Search by manufacturer part number to see stock, prices and datasheets for integrated circuits, microcontrollers, transistors, passive components and connectors, or request a quote for parts that are not listed.

Bu sayfa Entegreci tarafından eklenmiştir. Belgenin önceki sayfaları asıl yayıncısına aittir ve içeriği değiştirilmemiştir; en güncel sürüm için belgenin yayıncısına başvurun.