AO3402

N-Channel Enhancement Mode MOSFET

V_{DSS}	30 V
I_D	4.0 A
$R_{DS(ON)}$	36 m Ω

FEATURES

- High density cell design for low $R_{DS(ON)}$
- Voltage controlled small signal switch
- Rugged and reliable
- High saturation current capability

A29T

SOT-23

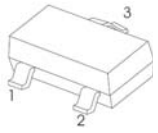

1. GATE
2. SOURCE
3. DRAIN

Equivalent Circuit

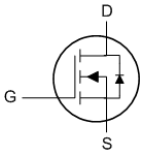

MAXIMUM RATINGS AND ELECTRICAL CHARACTERISTICS

Maximum ratings (T_a=25℃ unless otherwise noted)

Parameter	Symbol	Value	Unit
Drain-Source Voltage	V_{DS}	30	V
Gate-Source Voltage	V_{GS}	±12	V
Continuous Drain Current	I_D	4	A
Pulsed Drain Current (note 1)	I_{DM}	15	A
Power Dissipation	P_D	1.2	W
Thermal Resistance from Junction to Ambient (note 2)	$R_{\theta JA}$	103	℃/W
Junction Temperature	T_J	150	℃
Storage Temperature	T_{STG}	-55~+150	℃

T_a=25℃ unless otherwise specified

Parameter	Symbol	Test Condition	Min	Typ	Max	Unit
STATIC CHARACTERISTICS						
Drain-source breakdown voltage	$V_{(BR)DSS}$	V_{GS} = 0V, I_D =250μA	30			V
Zero gate voltage drain current	I_{DSS}	V_{DS} =24V,V_{GS} = 0V			1	μA
Gate-body leakage current	I_{GSS}	V_{GS} =±12V, V_{DS} = 0V			100	nA
Gate threshold voltage (note 3)	$V_{GS(th)}$	V_{DS} =V_{GS}, I_D =250μA	0.6		1.4	V
Drain-source on-resistance (note 3)	$R_{DS(on)}$	V_{GS} =10V, I_D =4A		36	55	mΩ
		V_{GS} =4.5V, I_D =3A			70	mΩ
		V_{GS} =2.5V, I_D =2A			110	mΩ
Forward transconductance (note 3)	g_{FS}	V_{DS} =15V, I_D =4A		8		S
Diode forward voltage (note 3)	V_{SD}	I_S=1A, V_{GS} = 0V			1	V
DYNAMIC CHARACTERISTICS (note 4)						
Input capacitance	C_{iss}	V_{DS} =15V,V_{GS} =0V,f =1MHz		390		pF
Output capacitance	C_{oss}			54.5		pF
Reverse transfer capacitance	C_{rss}			41		Pf
Gate resistance	R_g	V_{DS} =0V,V_{GS} =0V,f =1MHz		3		Ω
SWITCHING CHARACTERISTICS (note 4)						
Turn-on delay time	$t_{d(on)}$	V_{GS}=10V,V_{DS}=15V, R_L=3.75Ω,R_{GEN}=6Ω		3.3		ns
Turn-on rise time	t_r			1		ns
Turn-off delay time	$t_{d(off)}$			21.7		ns
Turn-off fall time	t_f			2.1		ns
Total gate charge	Q_g	V_{DS} =15V,V_{GS} =4.5V,I_D =4A		4.34		nC
Gate-source Charge	Q_{gs}			0.6		nC
Gate-drain Charge	Q_{gd}			1.38		nC
Body diode reverse recovery time	$t_{.}$	I_F=4A,dI/dt=100A/μs		1.2		ns
Body diode reverse recovery charge	Q_{rr}			6.3		nC

Notes :

1. Repetitive rating : Pulse width limited by junction temperature.
2. Surface mounted on FR4 board , t≤10s.
3. Pulse Test : Pulse Width≤80μs, Duty Cycle≤0.5%.
4. Guaranteed by design, not subject to producting.

RATING AND CHARACTERISTIC CURVES

Output Characteristics

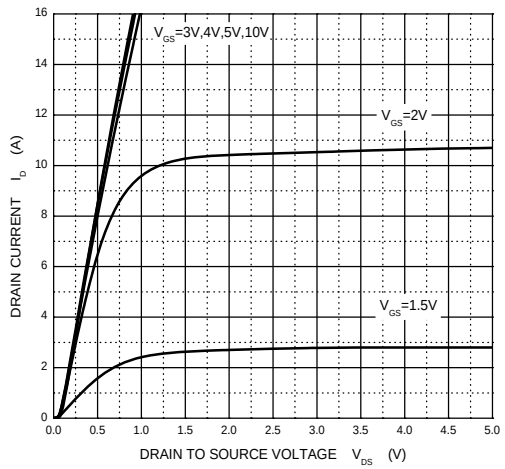

Transfer Characteristics

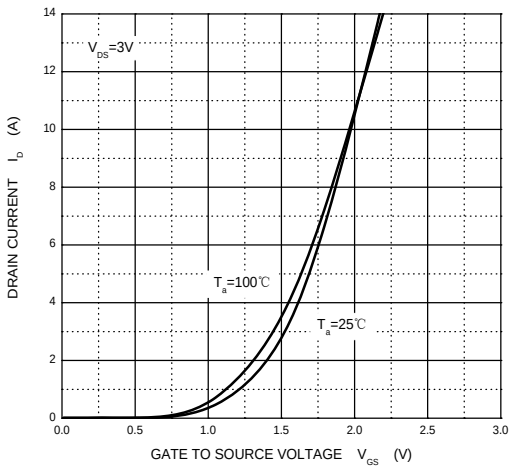

$R_{DS(ON)}$ — I_D

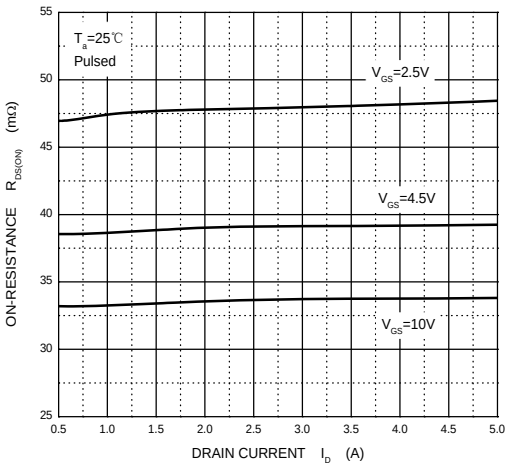

$R_{DS(ON)}$ — V_{GS}

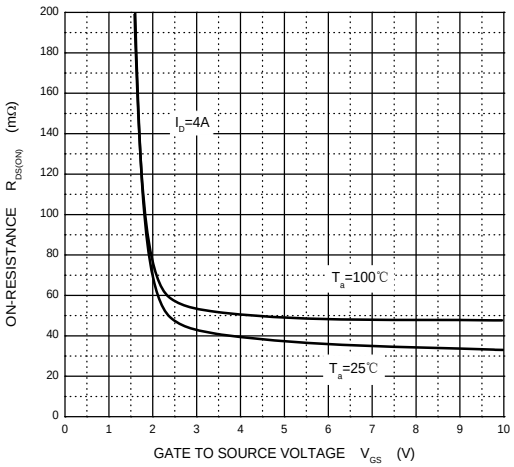

I_S — V_{SD}

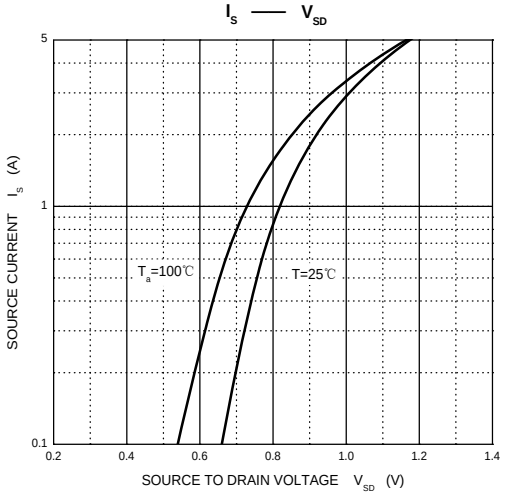

Threshold Voltage

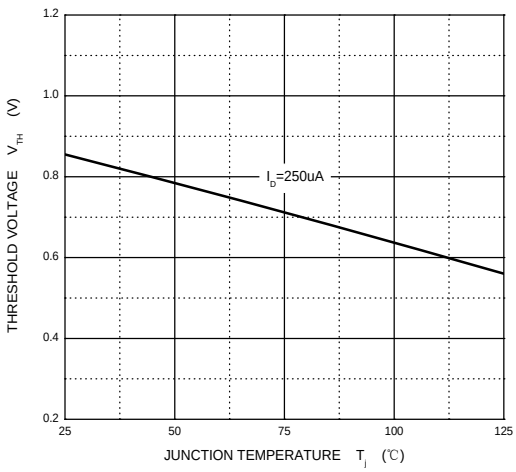

Soldering parameters

Reflow Condition		Pb-Free assembly (see as bellow)
Pre Heat	-Temperature Min ($T_{s(min)}$)	+150℃
	-Temperature Max($T_{s(max)}$)	+200℃
	-Time (Min to Max) (ts)	60-180 secs.
Average ramp up rate (Liquid us Temp (T_L) to peak)		3℃/sec. Max
$T_{s(max)}$ to T_L - Ramp-up Rate		3℃/sec. Max
Reflow	-Temperature(T_L)(Liquid us)	+217℃
	-Temperature(t_L)	60-150 secs.
Peak Temp (T_p)		+260(+0/-5)℃
Time within 5℃ of actual Peak Temp (t_p)		30 secs. Max
Ramp-down Rate		6℃/sec. Max
Time 25℃ to Peak Temp (T_P)		8 min. Max
Do not exceed		+260℃

FIG5: Reflow condition

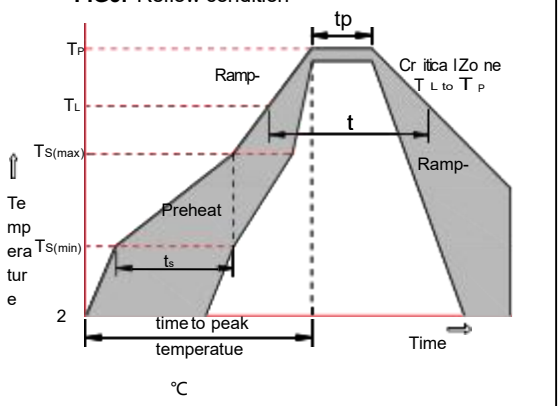

Package Dimensions & Suggested Pad Layout

SOT23

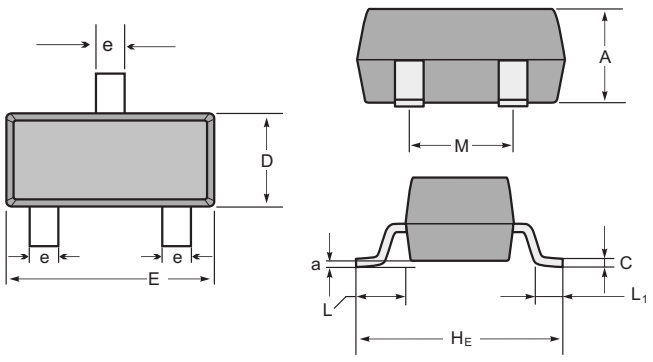

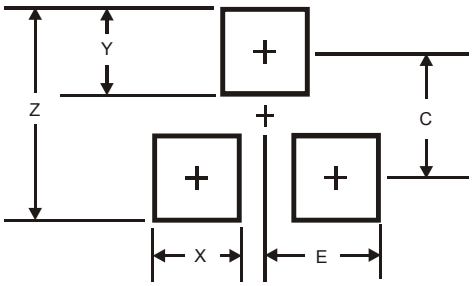

SOT-23 mechanical data

UNIT		A	C	D	E	H_E	e	M	L	L_1	a
mm	max	1.1	0.15	1.4	3.0	2.6	0.5	1.95	0.55 (ref)	0.36 (ref)	0.0
	min	0.9	0.08	1.2	2.8	2.2	0.3	1.7			0.15
mil	max	43	6	55	118	102	20	77	22 (ref)	14 (ref)	0.0
	min	35	3	47	110	87	12	67			6

Dimensions	SOT23
Z	2.9
X	0.8
Y	0.9
C	2.0
E	1.35

Tape & rell specification

Tape

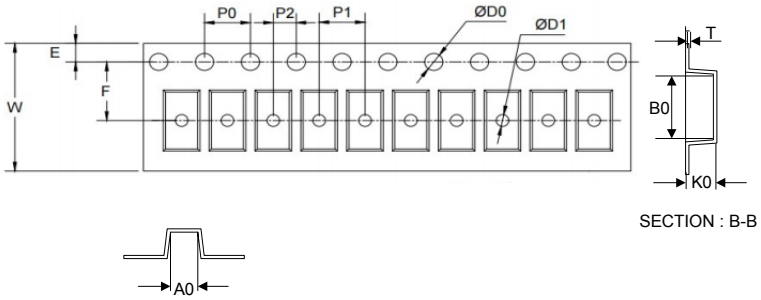

SECTION : B-B

SECTION : A-A

Symbol	Dimension (mm)
P0	4.00±0.10
P1	4.00±0.10
P2	2.00±0.10
D0	1.55±0.10
D1	1.05±0.10
E	1.55±0.10
F	3.60±0.10
W	8.00±0.10
A0	3.80±0.20
B0	3.25±0.20
K0	1.45±0.10
T	0.25±0.05

7” Reel

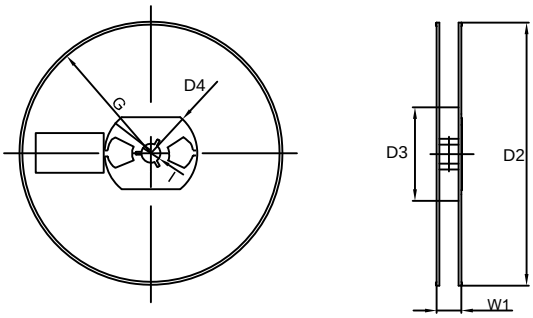

D2	178.0±3.0
D3	55Min.
D4	R24.0±3.0
G	R82.0±3.0
I	13.0±2.0
W1	11.0±3.0

Quantity: 3000PCS

ENTEGRECİ

Bu belge www.entegreci.com üzerinden sunulmaktadır.

Elektronik komponent tedarikinde Entegreci

Entegreci, Eskişehir merkezli, Türkiye geneline satış yapan bir elektronik komponent mağazasıdır. Entegreler (IC), mikrodenetleyiciler, transistörler, diyotlar, pasif elemanlar, konnektörler, modüller ve geliştirme kartları tek adetten seri üretim adetlerine kadar satılır. Ürün sayfalarında güncel stok durumunu, fiyatı ve datasheet bağlantısını bulabilirsiniz.

Parça koduyla arama

Üretici parça numarasını yazın; stok ve fiyatı hemen görün.

www.entegreci.com

Ürün kategorileri

Entegreden kapasitöre tüm elektronik komponent kategorileri.

Kategorilere göz atın

Üreticiler

Aradığınız üreticinin ürünlerini tek sayfada inceleyin.

Üreticileri görün

Toplu alım ve teklif

Listede olmayan ya da yüksek adetli parçalar için teklif isteyin.

Teklif isteyin

www.entegreci.com | **destek@entegreci.com** | **0850 305 90 34**

Entegreci is an online electronic components store based in Türkiye. Search by manufacturer part number to see stock, prices and datasheets for integrated circuits, microcontrollers, transistors, passive components and connectors, or request a quote for parts that are not listed.

Bu sayfa Entegreci tarafından eklenmiştir. Belgenin önceki sayfaları asıl yayıncısına aittir ve içeriği değiştirilmemiştir; en güncel sürüm için belgenin yayıncısına başvurun.