80N02-VB TO252 Datasheet

N-Channel 20-V (D-S)175 °C MOSFET

PRODUCT SUMMARY		
V_{DS} (V)	$r_{DS(on)}$ (Ω)	I_D (A)[a]
20	0.0045 @ V_{GS} = 4.5 V	100
	0.006 @ V_{GS} = 2.5 V	90

FEATURES

- Trench Power MOSFET
- 175°C Maximum Junction Temperature
- 100% R_g Tested

TO-252

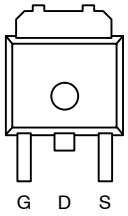

Top View

Drain Connected to Tab

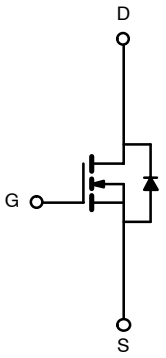

N-Channel MOSFET

ABSOLUTE MAXIMUM RATINGS (T_A = 25°C UNLESS OTHERWISE NOTED)				
Parameter		Symbol	Limit	Unit
Drain-Source Voltage		V_{DS}	20	V
Gate-Source Voltage		V_{GS}	±15	
Continuous Drain Current[a]	T_C = 25°C	I_D	100	A
	T_C = 100°C		80	
Pulsed Drain Current		I_{DM}	200	
Continuous Source Current (Diode Conduction)[a]		I_S	65	
Maximum Power Dissipation	T_C = 25°C	P_D	71	W
	T_A = 25°C		8.3[b, c]	
Operating Junction and Storage Temperature Range		T_J, T_{stg}	-55 to 175	°C

THERMAL RESISTANCE RATINGS					
Parameter		Symbol	Typical	Maximum	Unit
Maximum Junction-to-Ambient[b]	t ≤ 10 sec.	R_{thJA}	15	18	°C/W
	Steady State		40	50	
Maximum Junction-to-Case		R_{thJC}	1.75	2.1	

Notes
a. Package Limited
b. Surface Mounted on 1" x 1" FR4 Board
c. t ≤ 10 sec

SPECIFICATIONS (T_J = 25°C UNLESS OTHERWISE NOTED)						
Parameter	**Symbol**	**Test Condition**	**Min**	**Typ[a]**	**Max**	**Unit**
Static						
Drain-Source Breakdown Voltage	$V_{(BR)DSS}$	V_{GS} = 0 V, I_D = 250 μA	20			V
Gate Threshold Voltage	$V_{GS(th)}$	V_{DS} = V_{GS}, I_D = 250 μA	0.5		1.5	
Gate-Body Leakage	I_{GSS}	V_{DS} = 0 V, V_{GS} = ±12 V			±100	nA
Zero Gate Voltage Drain Current	I_{DSS}	V_{DS} = 20 V, V_{GS} = 0 V			1	μA
		V_{DS} = 20 V, V_{GS} = 0 V, T_J = 125°C			50	
On-State Drain Current[b]	$I_{D(on)}$	V_{DS} = 5 V, V_{GS} = 4.5 V	100			A
Drain-Source On-State Resistance[b]	$r_{DS(on)}$	V_{GS} = 4.5 V, I_D = 20 A		0.0045		Ω
		V_{GS} = 4.5 V, I_D = 20 A, T_J = 125°C		0.0055		
		V_{GS} = 2.5 V, I_D = 20 A		0.006		
Forward Transconductance[b]	g_{fs}	V_{DS} = 5 V, I_D = 40 A	20			S
Dynamic[a]						
Input Capacitance	C_{iss}	V_{GS} = 0 V, V_{DS} = 20 V, f = 1 MHz		3660		pF
Output Capacitance	C_{oss}			730		
Reverse Transfer Capacitance	C_{rss}			375		
Total Gate Charge[c]	Q_g	V_{DS} = 10 V, V_{GS} = 4.5 V, I_D = 40 A		26	35	nC
Gate-Source Charge[c]	Q_{gs}			5		
Gate-Drain Charge[c]	Q_{gd}			7		
Gate Resistance	R_g		1		3.7	Ω
Turn-On Delay Time[c]	$t_{d(on)}$	V_{DD} = 10 V, R_L = 0.25 Ω I_D ≅ 40 A, V_{GEN} = 4.5 V, R_G = 2.5 Ω		20	35	ns
Rise Time[c]	t_r			120	190	
Turn-Off Delay Time[c]	$t_{d(off)}$			45	70	
Fall Time[c]	t_f			20	35	
Source-Drain Diode Ratings and Characteristic (T_C = 25°C)						
Pulsed Current	I_{SM}				100	A
Diode Forward Voltage[b]	V_{SD}	I_F = 100 A, V_{GS} = 0 V		1.2	1.5	V
Source-Drain Reverse Recovery Time	t_{rr}	I_F = 40 A, di/dt = 100 A/μs		35	70	ns

Notes
a. Guaranteed by design, not subject to production testing.
b. Pulse test; pulse width ≤ 300 μs, duty cycle ≤ 2%.
c. Independent of operating temperature.

TYPICAL CHARACTERISTICS (25°C UNLESS NOTED)

Output Characteristics

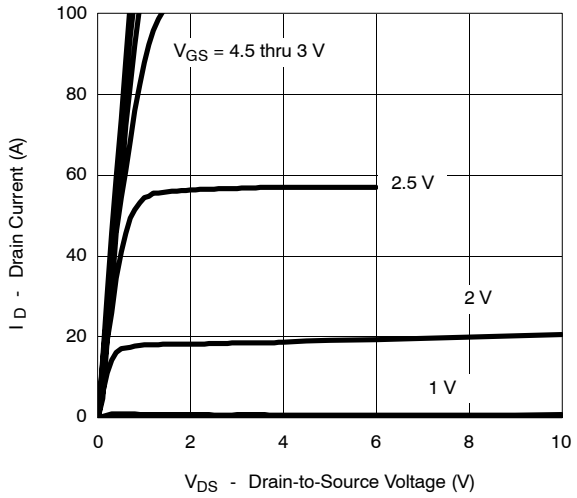

Transfer Characteristics

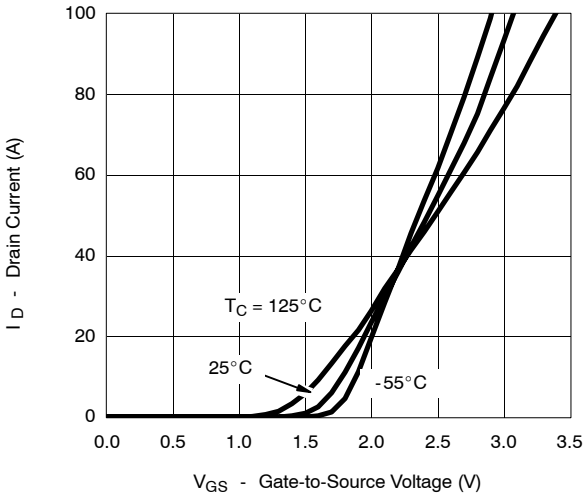

Transconductance

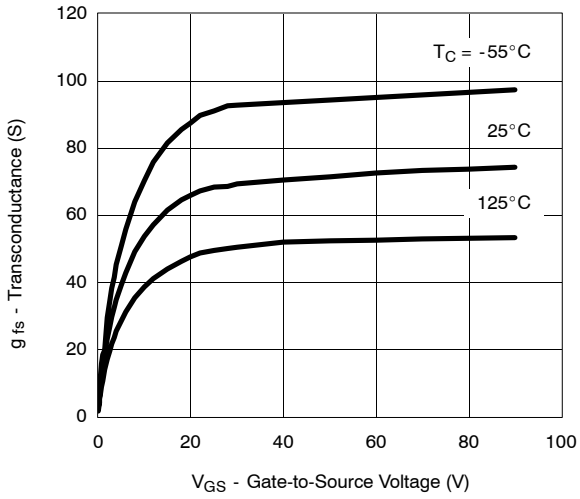

On-Resistance vs. Drain Current

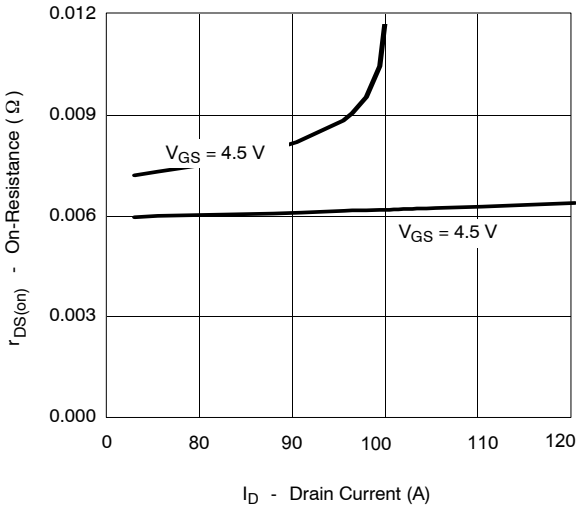

Capacitance

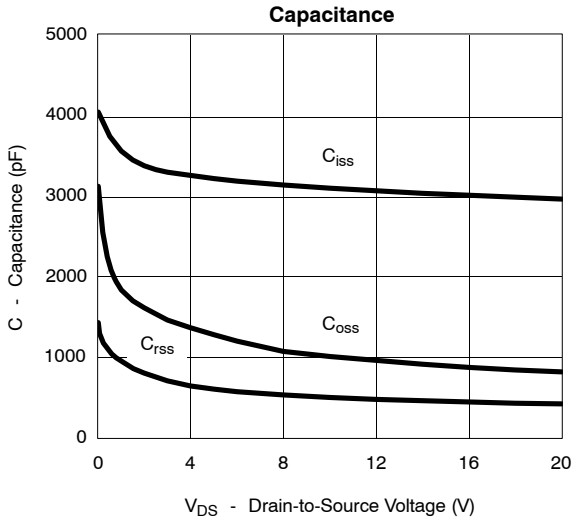

Gate Charge

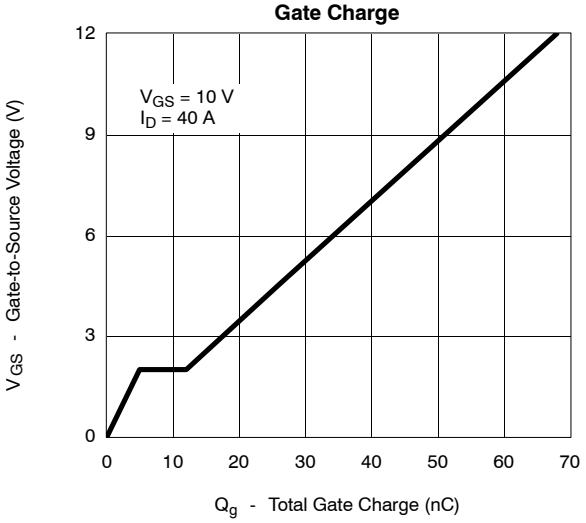

TYPICAL CHARACTERISTICS (25°C UNLESS NOTED)

On-Resistance vs. Junction Temperature

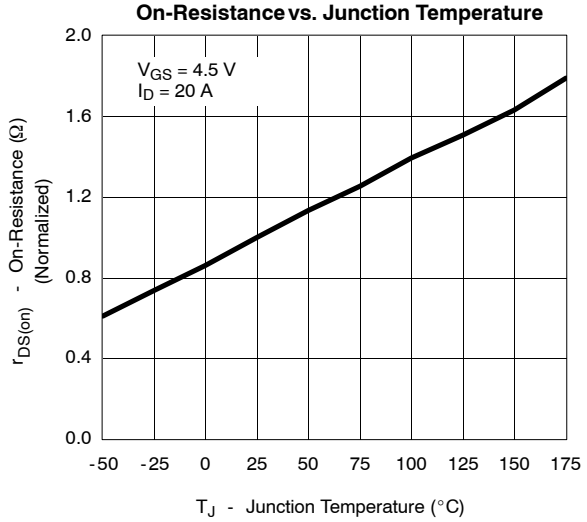

Source-Drain Diode Forward Voltage

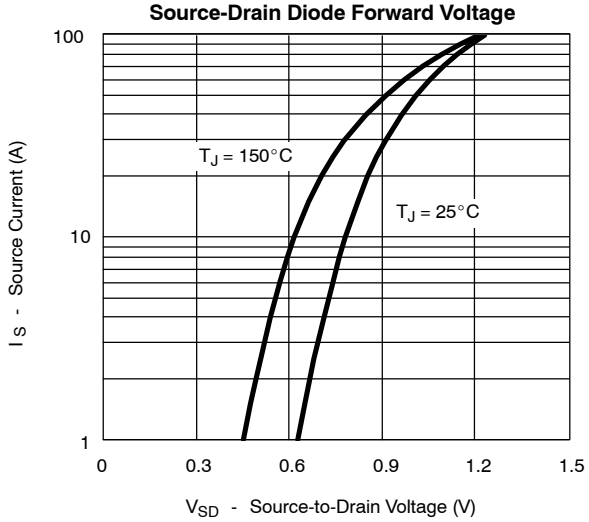

THERMAL RATINGS

Maximum Avalanche Drain Current vs. Case Temperature

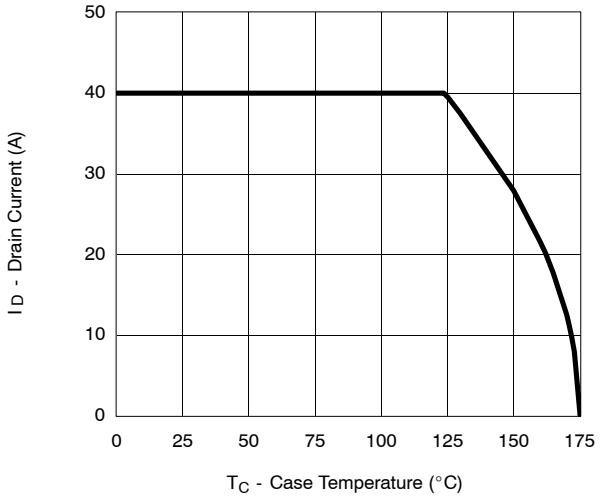

Safe Operating Area

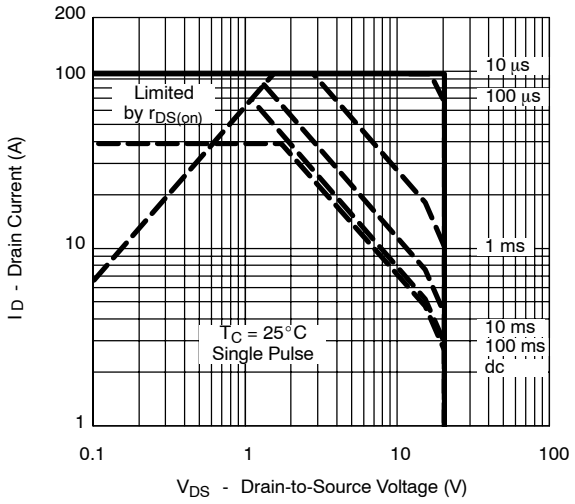

Normalized Thermal Transient Impedance, Junction-to-Case

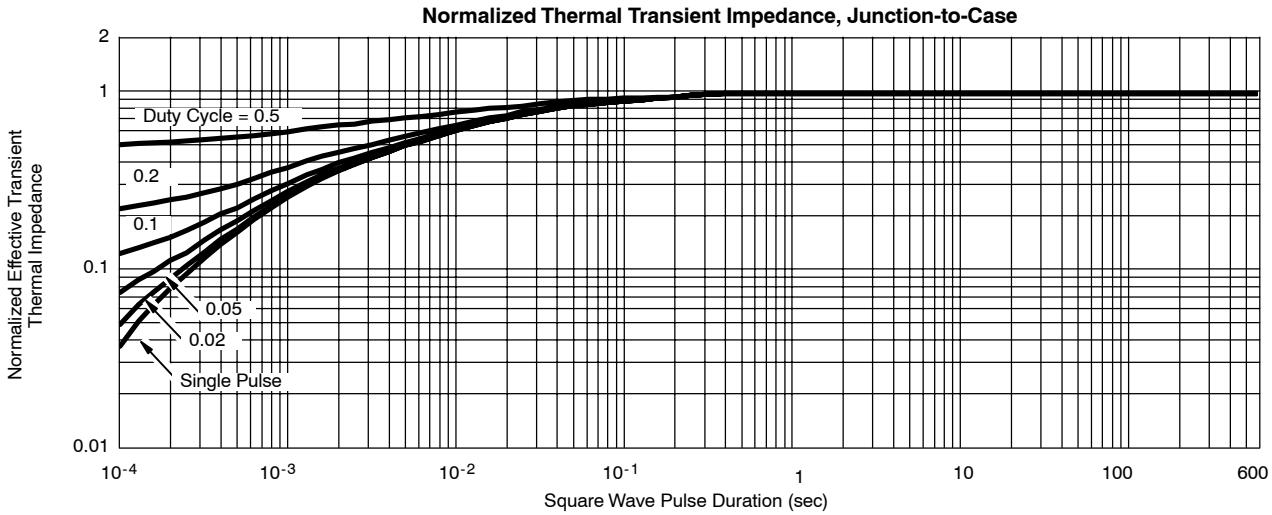

TO-252AA CASE OUTLINE

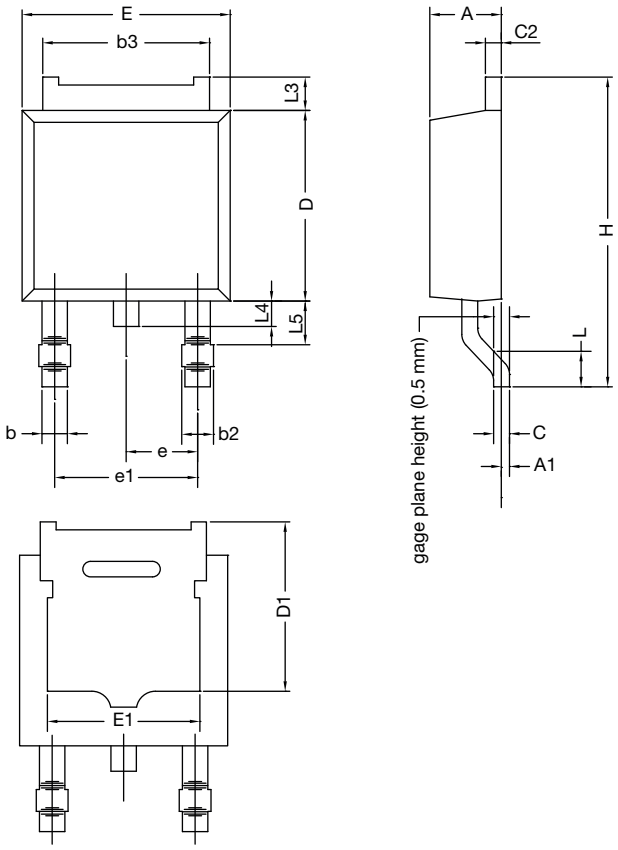

	MILLIMETERS		INCHES	
DIM.	MIN.	MAX.	MIN.	MAX.
A	2.18	2.38	0.086	0.094
A1	-	0.127	-	0.005
b	0.64	0.88	0.025	0.035
b2	0.76	1.14	0.030	0.045
b3	4.95	5.46	0.195	0.215
C	0.46	0.61	0.018	0.024
C2	0.46	0.89	0.018	0.035
D	5.97	6.22	0.235	0.245
D1	5.21	-	0.205	-
E	6.35	6.73	0.250	0.265
E1	4.32	-	0.170	-
H	9.40	10.41	0.370	0.410
e	2.28 BSC		0.090 BSC	
e1	4.56 BSC		0.180 BSC	
L	1.40	1.78	0.055	0.070
L3	0.89	1.27	0.035	0.050
L4	-	1.02	-	0.040
L5	1.14	1.52	0.045	0.060
ECN: X12-0247-Rev. M, 24-Dec-12 DWG: 5347				

Note

- Dimension L3 is for reference only.

Disclaimer

All products due to improve reliability, function or design or for other reasons, product specifications and data are subject to change without notice.

Taiwan VBsemi Electronics Co., Ltd., branches, agents, employees, and all persons acting on its or their representatives (collectively, the "Taiwan VBsemi"), assumes no responsibility for any errors, inaccuracies or incomplete data contained in the table or any other any disclosure of any information related to the product.(www.VBsemi.com)

Taiwan VBsemi makes no guarantee, representation or warranty on the product for any particular purpose of any goods or continuous production. To the maximum extent permitted by applicable law on Taiwan VBsemi relinquished: (1) any application and all liability arising out of or use of any products; (2) any and all liability, including but not limited to special, consequential damages or incidental ; (3) any and all implied warranties, including a particular purpose, non-infringement and merchantability guarantee.

Statement on certain types of applications are based on knowledge of the product is often used in a typical application of the general product VBsemi Taiwan demand that the Taiwan VBsemi of. Statement on whether the product is suitable for a particular application is non-binding. It is the customer's responsibility to verify specific product features in the products described in the specification is appropriate for use in a particular application. Parameter data sheets and technical specifications can be provided may vary depending on the application and performance over time. All operating parameters, including typical parameters must be made by customer's technical experts validated for each customer application. Product specifications do not expand or modify Taiwan VBsemi purchasing terms and conditions, including but not limited to warranty herein.

Unless expressly stated in writing, Taiwan VBsemi products are not intended for use in medical, life saving, or life sustaining applications or any other application. Wherein VBsemi product failure could lead to personal injury or death, use or sale of products used in Taiwan VBsemi such applications using client did not express their own risk. Contact your authorized Taiwan VBsemi people who are related to product design applications and other terms and conditions in writing.

The information provided in this document and the company's products without a license, express or implied, by estoppel or otherwise, to any intellectual property rights granted to the VBsemi act or document. Product names and trademarks referred to herein are trademarks of their respective representatives will be all.

Material Category Policy

Taiwan VBsemi Electronics Co., Ltd., hereby certify that all of the products are determined to be oHS compliant and meets the definition of restrictions under Directive of the European Parliament 2011/65 / EU, 2011 Nian. 6. 8 Ri Yue restrict the use of certain hazardous substances in electrical and electronic equipment (EEE) - modification, unless otherwise specified as inconsistent.(www.VBsemi.com)

Please note that some documents may still refer to Taiwan VBsemi RoHS Directive 2002/95 / EC. We confirm that all products identified as consistent with the Directive 2002/95 / EC European Directive 2011/65 /.

Taiwan VBsemi Electronics Co., Ltd. hereby certify that all of its products comply identified as halogen-free halogen-free standards required by the JEDEC JS709A. Please note that some Taiwanese VBsemi documents still refer to the definition of IEC 61249-2-21, and we are sure that all products conform to confirm compliance with IEC 61249-2-21 standard level JS709A.

ENTEGRECİ

Bu belge www.entegreci.com üzerinden sunulmaktadır.

Elektronik komponent tedarikinde Entegreci

Entegreci, Eskişehir merkezli, Türkiye geneline satış yapan bir elektronik komponent mağazasıdır. Entegreler (IC), mikrodenetleyiciler, transistörler, diyotlar, pasif elemanlar, konnektörler, modüller ve geliştirme kartları tek adetten seri üretim adetlerine kadar satılır. Ürün sayfalarında güncel stok durumunu, fiyatı ve datasheet bağlantısını bulabilirsiniz.

Parça koduyla arama

Üretici parça numarasını yazın; stok ve fiyatı hemen görün.

www.entegreci.com

Ürün kategorileri

Entegreden kapasitöre tüm elektronik komponent kategorileri.

Kategorilere göz atın

Üreticiler

Aradığınız üreticinin ürünlerini tek sayfada inceleyin.

Üreticileri görün

Toplu alım ve teklif

Listede olmayan ya da yüksek adetli parçalar için teklif isteyin.

Teklif isteyin

www.entegreci.com | **destek@entegreci.com** | **0850 305 90 34**

Entegreci is an online electronic components store based in Türkiye. Search by manufacturer part number to see stock, prices and datasheets for integrated circuits, microcontrollers, transistors, passive components and connectors, or request a quote for parts that are not listed.

Bu sayfa Entegreci tarafından eklenmiştir. Belgenin önceki sayfaları asıl yayıncısına aittir ve içeriği değiştirilmemiştir; en güncel sürüm için belgenin yayıncısına başvurun.