2SK3018W

N-Channel Enhancement Mode Field Effect Transistor

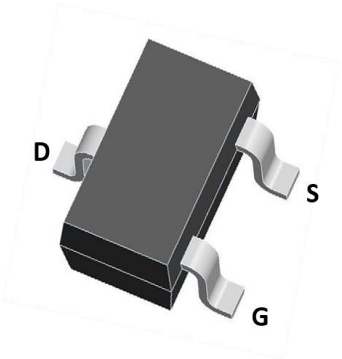

SOT-323

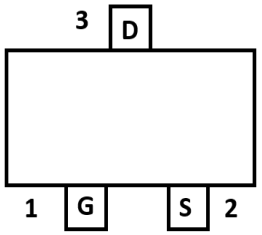

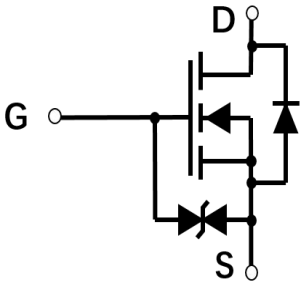

Product Summary

- V_{DS} 30V
- I_D 300mA
- $R_{DS(ON)}$(at V_{GS}=10V) ＜8.0ohm
- $R_{DS(ON)}$(at V_{GS}=4.5V) ＜13.0ohm
- ESD Protected Up to 2.5KV (HBM)

General Description

- Trench Power MV MOSFET technology
- Voltage controlled small signal switch
- Low input Capacitance
- Fast Switching Speed
- Low Input / Output Leakage

Applications

- Battery operated systems
- Solid-state relays
- Direct logic-level interface：TTL/CMOS

■ **Absolute Maximum Ratings** (T_A=25℃unless otherwise noted)

Parameter	Symbol	Limit	Unit
Drain-source Voltage	V_{DS}	30	V
Gate-source Voltage	V_{GS}	±20	V
Drain Current	I_D	300	mA
Pulsed Drain Current [A]	I_{DM}	1.5	A
Total Power Dissipation @ T_A=25℃	P_D	350	mW
Thermal Resistance Junction-to-Ambient @ Steady State [B]	$R_{\theta JA}$	357	℃/ W
Junction and Storage Temperature Range	T_J ,T_{STG}	-55～+150	℃

■ Electrical Characteristics (T_J=25℃ unless otherwise noted)

Parameter	Symbol	Conditions	Min	Typ	Max	Units
Static Parameter						
Drain-Source Breakdown Voltage	BV_{DSS}	V_{GS}= 0V, I_D=250μA	30			V
Zero Gate Voltage Drain Current	I_{DSS}	V_{DS}=30V,V_{GS}=0V			1	μA
Gate-Body Leakage Current	I_{GSS1}	V_{GS}= ±20V, V_{DS}=0V			±10	μA
Gate Threshold Voltage	$V_{GS(th)}$	V_{DS}= V_{GS}, I_D=250μA	0.65		1.5	V
Static Drain-Source On-Resistance	$R_{DS(ON)}$	V_{GS}= 10V, I_D=300mA		2.5	8.0	Ω
		V_{GS}= 4.5V, I_D=200mA		3.0	13.0	
Diode Forward Voltage	V_{SD}	I_S=300mA,V_{GS}=0V			1.2	V
Maximum Body-Diode Continuous Current	I_S				340	mA
Dynamic Parameters						
Input Capacitance	C_{iss}	V_{DS}=30V,V_{GS}=0V,f=1MHZ		18		pF
Output Capacitance	C_{oss}			12		
Reverse Transfer Capacitance	C_{rss}			7		
Switching Parameters						
Total Gate Charge	Q_g	V_{GS}=10V,V_{DS}=30V,I_D=0.3A		1.7	2.4	nC
Turn-on Delay Time	$t_{D(on)}$	V_{GS}=10V,V_{DD}=30V, I_D=300mA, R_{GEN}=6Ω		5		ns
Turn-off Delay Time	$t_{D(off)}$			17		
Reverse recovery Time	t_{rr}	V_{GS}=0V,I_S=300mA,V_R=25V, dI_S/dt=-100A/μs		30		ns

A. Pulse Test: Pulse Width≤300us,Duty cycle ≤2%.
B. Device mounted on FR-4 PCB, 1 inch x 0.85 inch x 0.062 inch.

■ Typical Performance Characteristics

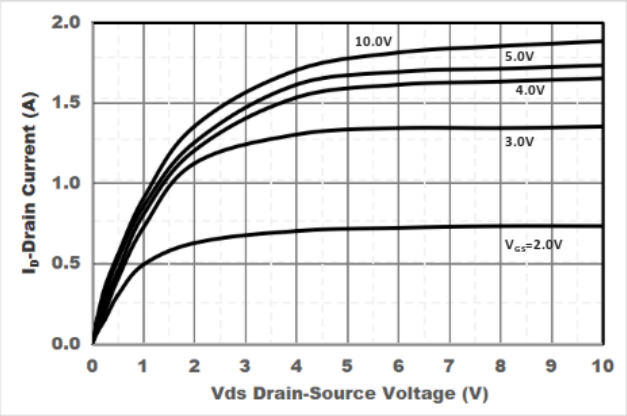

Figure1. Output Characteristics

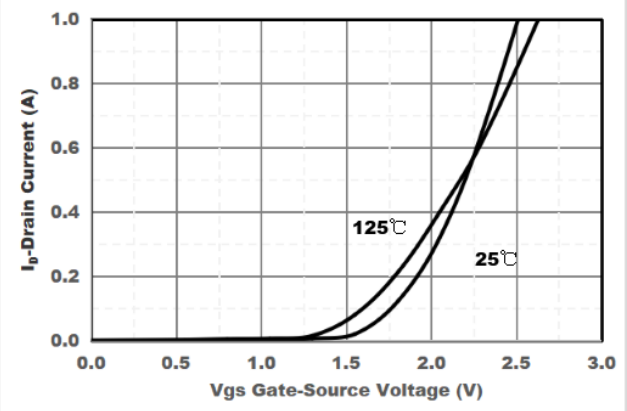

Figure2. Transfer Characteristics

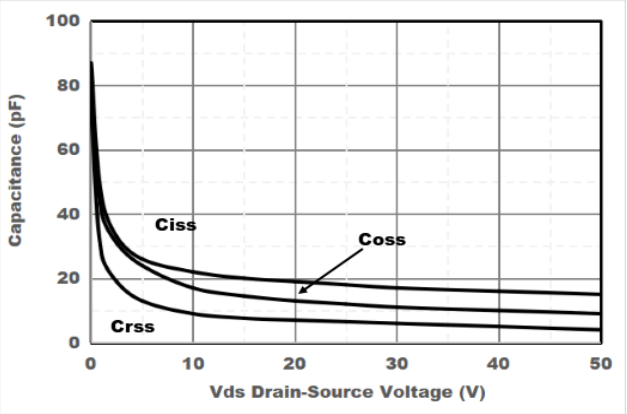

Figure3. Capacitance Characteristics

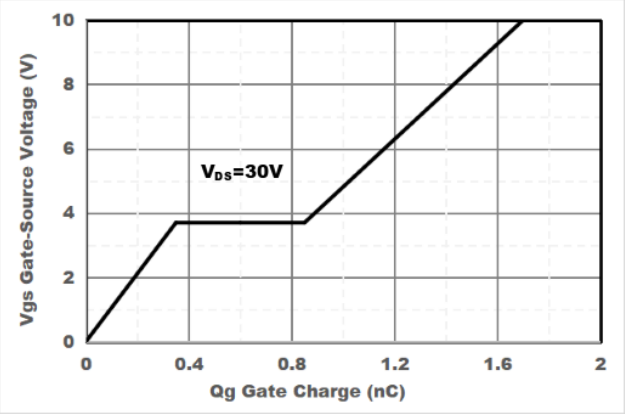

Figure4. Gate Charge

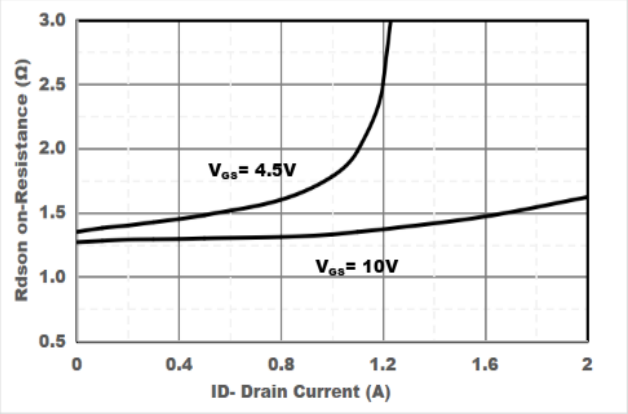

Figure5. Drain-Source on Resistance

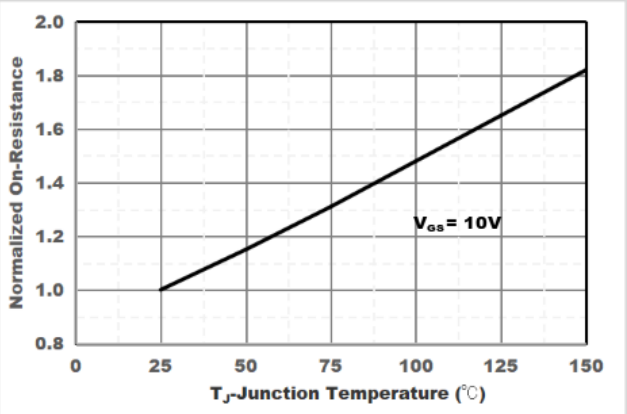

Figure6. Drain-Source on Resistance

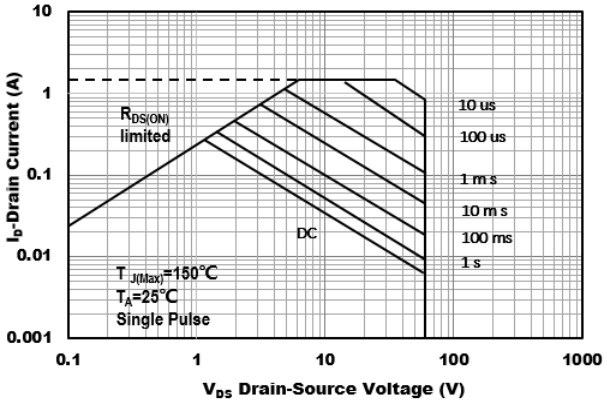

Figure7. Safe Operation Area

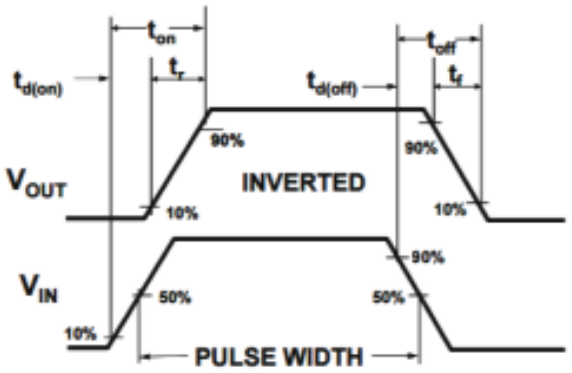

Figure8. Switching wave

■ SOT-323 Package information

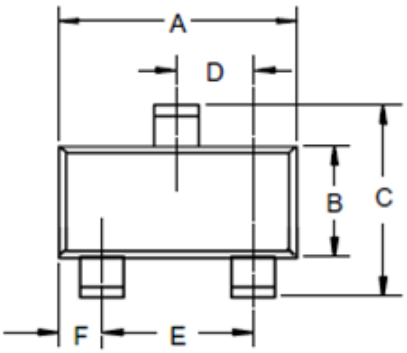

DIMENSIONS					
	INCHES		MM		
DIM	MIN	MAX	MIN	MAX	NOTE
A	.071	.087	1.80	2.20	
B	.045	.053	1.15	1.35	
C	.083	.096	2.10	2.45	
D	.026 Nominal		0.65Nominal		
E	.047	.055	1.20	1.40	
F	.012	.016	.30	.40	
G	.000	.004	.000	.100	
H	.035	.039	.90	1.00	
J	.004	.010	.100	.250	
K	.006	.016	.15	.40	

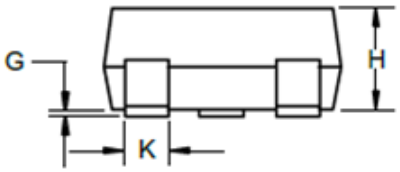

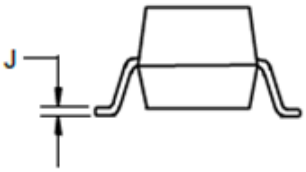

■SOT-323 Suggested Pad Layout

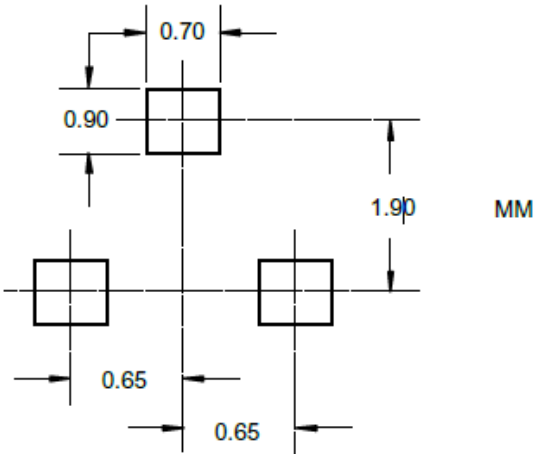

ENTEGRECİ

Bu belge www.entegreci.com üzerinden sunulmaktadır.

Elektronik komponent tedarikinde Entegreci

Entegreci, Eskişehir merkezli, Türkiye geneline satış yapan bir elektronik komponent mağazasıdır. Entegreler (IC), mikrodenetleyiciler, transistörler, diyotlar, pasif elemanlar, konnektörler, modüller ve geliştirme kartları tek adetten seri üretim adetlerine kadar satılır. Ürün sayfalarında güncel stok durumunu, fiyatı ve datasheet bağlantısını bulabilirsiniz.

Parça koduyla arama

Üretici parça numarasını yazın; stok ve fiyatı hemen görün.

www.entegreci.com

Ürün kategorileri

Entegreden kapasitöre tüm elektronik komponent kategorileri.

Kategorilere göz atın

Üreticiler

Aradığınız üreticinin ürünlerini tek sayfada inceleyin.

Üreticileri görün

Toplu alım ve teklif

Listede olmayan ya da yüksek adetli parçalar için teklif isteyin.

Teklif isteyin

www.entegreci.com | **destek@entegreci.com** | **0850 305 90 34**

Entegreci is an online electronic components store based in Türkiye. Search by manufacturer part number to see stock, prices and datasheets for integrated circuits, microcontrollers, transistors, passive components and connectors, or request a quote for parts that are not listed.

Bu sayfa Entegreci tarafından eklenmiştir. Belgenin önceki sayfaları asıl yayıncısına aittir ve içeriği değiştirilmemiştir; en güncel sürüm için belgenin yayıncısına başvurun.