2SK3018

N-Channel MOSFET

RoHS COMPLIANT

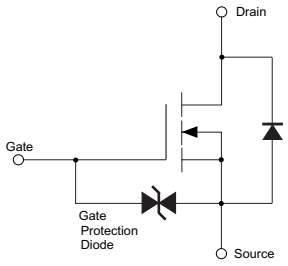

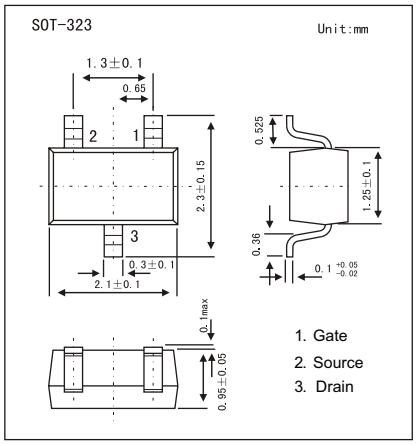

■ Features

- $V_{DS\ (V)}$ = 30V
- I_D = 0.1 A
- $R_{DS(ON)}$ < 8Ω (V_{GS} = 4V)
- $R_{DS(ON)}$ < 13Ω (V_{GS} = 2.5V)

■ Absolute Maximum Ratings Ta = 25℃

Parameter	Symbol	Rating	Unit
Drain-Source Voltage	V_{DS}	30	V
Gate-Source Voltage	V_{GS}	±20	
Continuous Drain Current	I_D	100	mA
Pulsed Drain Current (Note.1)	I_{DM}	400	
Power Dissipation	P_D	150	mW
Junction Temperature	T_J	150	℃
Storage Temperature Range	T_{stg}	-55 to 150	

Note.1: PW ≤ 10us, Duty Cycle ≤ 1%

■ Electrical Characteristics Ta = 25℃

Parameter	Symbol	Test Conditions	Min	Typ	Max	Unit
Drain-Source Breakdown Voltage	V_{DSS}	I_D=250μA, V_{GS}=0V	30			V
Zero Gate Voltage Drain Current	I_{DSS}	V_{DS}=30V, V_{GS}=0V			1	uA
Gate-Body Leakage Current	I_{GSS}	V_{DS}=0V, V_{GS}=±20V			±1	uA
Gate Threshold Voltage	$V_{GS(th)}$	V_{DS}=3V , I_D=0.1mA	0.8		1.5	V
Static Drain-Source On-Resistance	$R_{DS(ON)}$	V_{GS}=4V, I_D=10mA			8	Ω
		V_{GS}=2.5V, I_D=1mA			13	
Forward Transconductance	g_{FS}	V_{DS}=3V, I_D=10mA	20			mS
Input Capacitance	C_{iss}	V_{GS}=0V, V_{DS}=5V, f=1MHz		13		pF
Output Capacitance	C_{oss}			9		
Reverse Transfer Capacitance	C_{rss}			4		
Turn-On DelayTime	$t_{d(on)}$	V_{GS}=5V, V_{DS}=5V, I_D=10mA, R_L=500Ω, R_G=10Ω		15		ns
Turn-On Rise Time	t_r			35		
Turn-Off DelayTime	$t_{d(off)}$			80		
Turn-Off Fall Time	t_f			80		

■ Marking

Marking	KN

2SK3018

N-Channel MOSFET

RoHS COMPLIANT

■ Typical Characterisitics

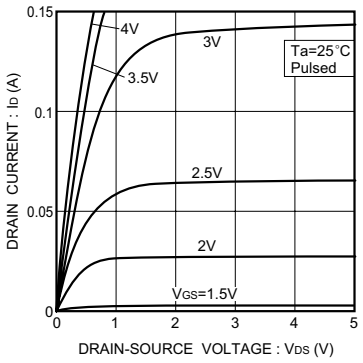

Fig.1 Typical output characteristics

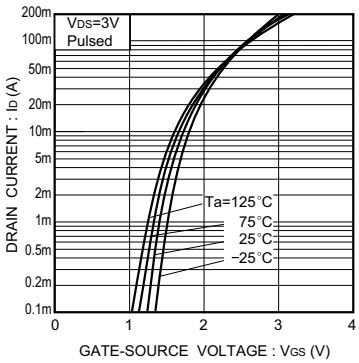

Fig.2 Typical transfer characteristics

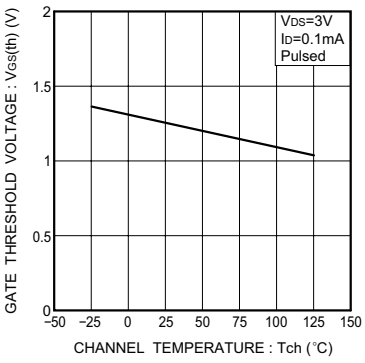

Fig.3 Gate threshold voltage vs. channel temperature

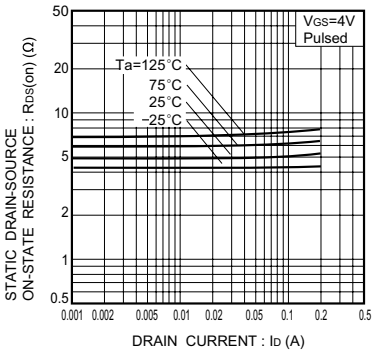

Fig.4 Static drain-source on-state resistance vs. drain current (I)

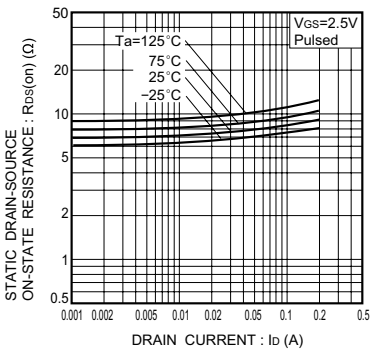

Fig.5 Static drain-source on-state resistance vs. drain current (II)

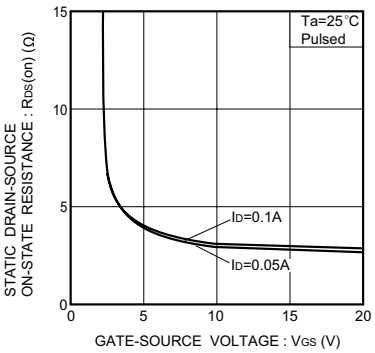

Fig.6 Static drain-source on-state resistance vs. gate-source voltage

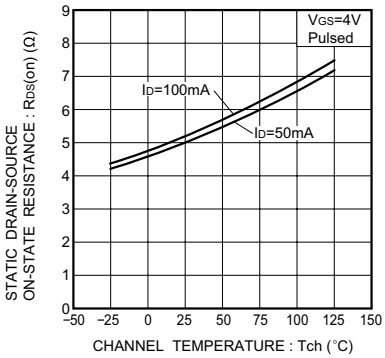

Fig.7 Static drain-source on-state resistance vs. channel temperature

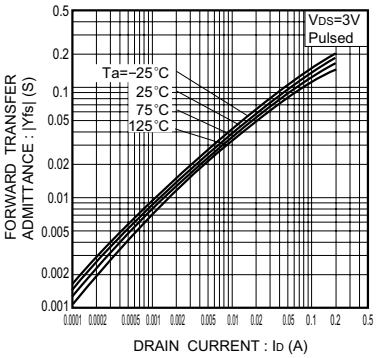

Fig.8 Forward transfer admittance vs. drain current

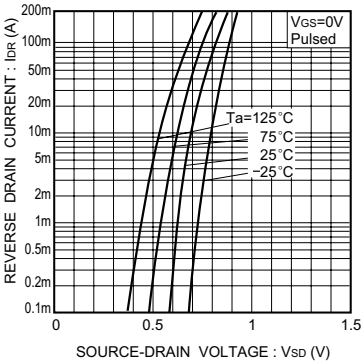

Fig.9 Reverse drain current vs. source-drain voltage (I)

■ Typical Characterisitics

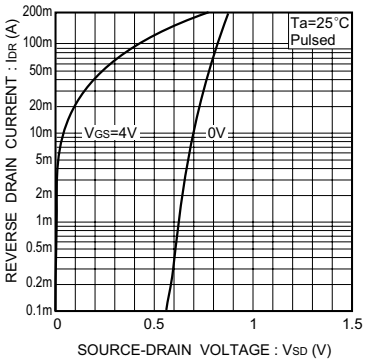

Fig.10 Reverse drain current vs. source-drain voltage (II)

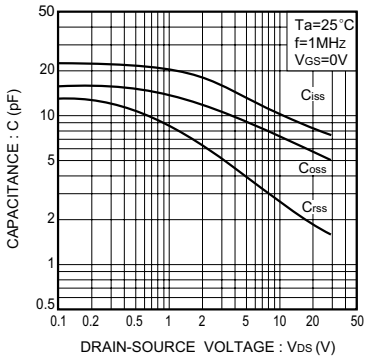

Fig.11 Typical capacitance vs. drain-source voltage

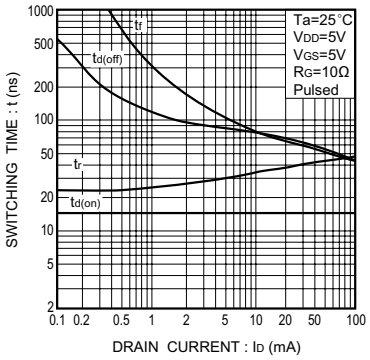

Fig.12 Switching characteristics (See Figures 13 and 14 for the measurement circuit and resultant waveforms)

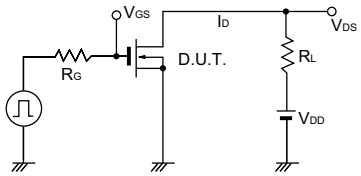

Fig.13 Switching time measurement circuit

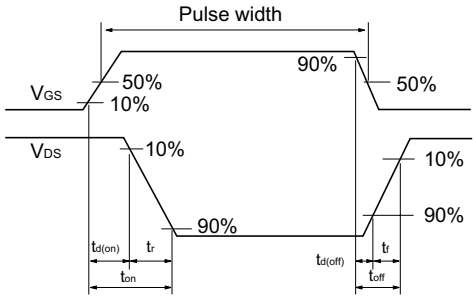

Fig.14 Switching time waveforms

ENTEGRECİ

Bu belge www.entegreci.com üzerinden sunulmaktadır.

Elektronik komponent tedarikinde Entegreci

Entegreci, Eskişehir merkezli, Türkiye geneline satış yapan bir elektronik komponent mağazasıdır. Entegreler (IC), mikrodenetleyiciler, transistörler, diyotlar, pasif elemanlar, konnektörler, modüller ve geliştirme kartları tek adetten seri üretim adetlerine kadar satılır. Ürün sayfalarında güncel stok durumunu, fiyatı ve datasheet bağlantısını bulabilirsiniz.

Parça koduyla arama

Üretici parça numarasını yazın; stok ve fiyatı hemen görün.

www.entegreci.com

Ürün kategorileri

Entegreden kapasitöre tüm elektronik komponent kategorileri.

Kategorilere göz atın

Üreticiler

Aradığınız üreticinin ürünlerini tek sayfada inceleyin.

Üreticileri görün

Toplu alım ve teklif

Listede olmayan ya da yüksek adetli parçalar için teklif isteyin.

Teklif isteyin

www.entegreci.com | **destek@entegreci.com** | **0850 305 90 34**

Entegreci is an online electronic components store based in Türkiye. Search by manufacturer part number to see stock, prices and datasheets for integrated circuits, microcontrollers, transistors, passive components and connectors, or request a quote for parts that are not listed.

Bu sayfa Entegreci tarafından eklenmiştir. Belgenin önceki sayfaları asıl yayıncısına aittir ve içeriği değiştirilmemiştir; en güncel sürüm için belgenin yayıncısına başvurun.