2N7002KM

N-Channel Enhancement MOSFET

■ Features

- Low On-Resistance: $R_{DS(ON)}$
- Low Gate Threshold Voltage
- Low Input Capacitance
- Fast Switching Speed
- Low Input/Output Leakage
- ESD Protected 2KV HBM

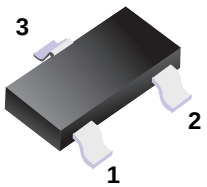

1. Base
2. Emitter
3. Collector

■ Simplified outline(SOT-723)

■ Absolute Maximum Ratings Ta=25℃

Parameter	Symbol	Rating	Unit
Drain-Source Voltage	V_{DS}	60	V
Gate-Source Voltage -Continuous	V_{GS}	±20	
Drain Current -Continuous (Note:1)	I_D	300	mA
-Pulsed		800	
Power Dissipation (Note 1)	P_D	350	mW
Thermal Resistance.Junction- to-Ambient	R_{thJA}	357	℃/W
Junction Temperature	T_J	150	℃
Junction and Storage Temperature Range	T_{stg}	-55 to 150	

Notes: 1. Device mounted on FR-4 PCB.

■ Electrical Characteristics Ta = 25℃

Parameter	Symbol	Test Conditions	Min	Typ	Max	Unit
Drain-Source Breakdown Voltage (Note.2)	V_{DSS}	I_D=100μA, V_{GS}=0V	60			V
Zero Gate Voltage Drain Current (Note.2)	I_{DSS}	V_{DS}=60V, V_{GS}=0V			1	μA
Gate-Body Leakage Current (Note.2)	I_{GSS}	V_{DS}=0V, V_{GS}=±20V			±10	uA
Gate Threshold Voltage (Note.2)	$V_{GS(th)}$	V_{DS} = 10V, I_D = 1mA	1	1.6	2.5	V
Static Drain-Source On-Resistance (Note.2)	$R_{DS(on)}$	V_{GS}=10V, I_D=500mA			2	Ω
		V_{GS}=10V, I_D=50mA			3	
Forward Transfer Admittance (Note.2)	$\|Y_{fs}\|$	V_{GS}=10V, I_D=200mA	80			ms
Input Capacitance	C_{iss}	V_{GS}=0V, V_{DS}=25V, f=1MHz			50	pF
Output Capacitance	C_{oss}				25	
Reverse Transfer Capacitance	C_{rss}				5	
Total Gate Charge	Q_g	V_{GS}=4.5V, V_{DS}=15V, I_D=200mA			0.8	nC
Turn-On DelayTime	$t_{d(on)}$	I_D=200mA, V_{DS}=30V, R_G=10Ω,V_{GEN}=10V,R_L=150Ω			20	ns
Turn-Off DelayTime	$t_{d(off)}$				40	

Note: 2. Short duration test pulse used to minimize self-heating effect.

■ Typical Characteristics

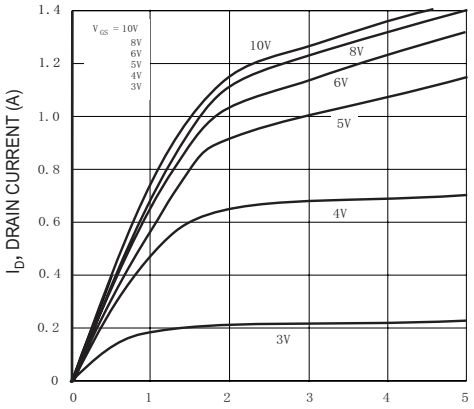

Fig. 1 Typical Output Characteristics

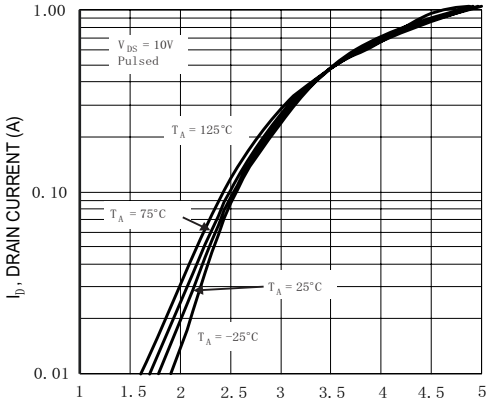

Fig. 2 Typical Transfer Characteristics

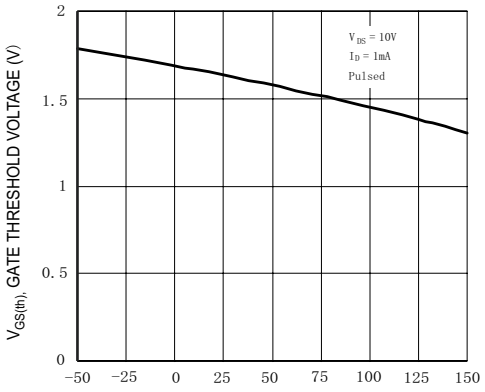

Fig. 3 Gate Threshold Voltage vs. Channel Tem perature

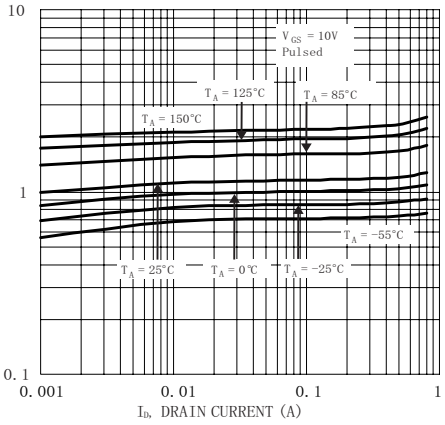

Fig. 4 Static Drain-Source On-Resistance Vs. Drain Current

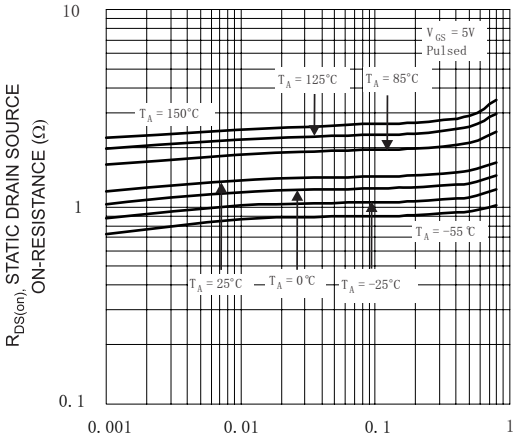

Fig. 5 Static Drain-Source On-Resistance vs. Drain Current

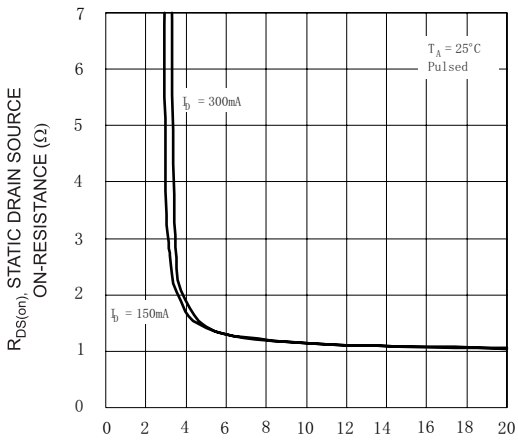

Fig. 6 Static Drain-Source On-Resistance vs. Gate-Source Voltage

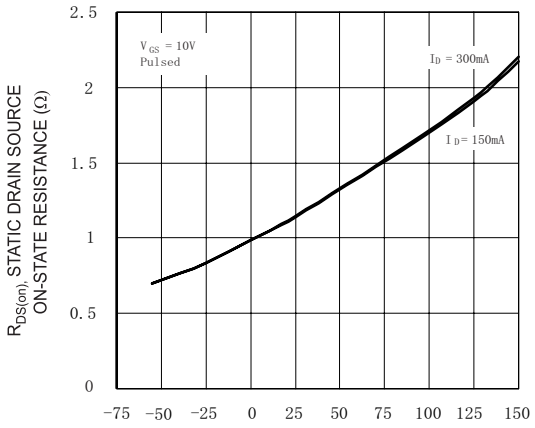

Tch, CHANNEL TEMPERATURE (C) °

Fig. 7 Static Drain-Source On-State Resistance vs. Channel Tem perature

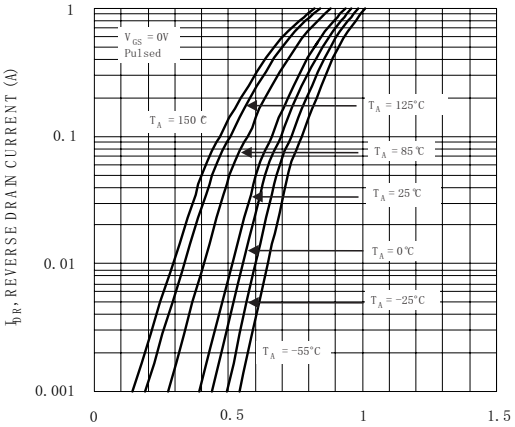

V_{SD}, SOURCE-DRAIN VOLTAGE (V)

Fig. 8 Reverse Drain Current vs. Source-Drain Voltage

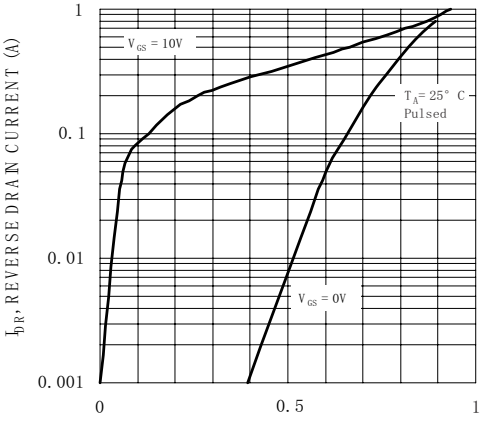

V_{SD}, SOURCE-DRAIN VOLTAGE (V)

Fig. 9 Reverse Drain Current vs. Source-Drain Voltage

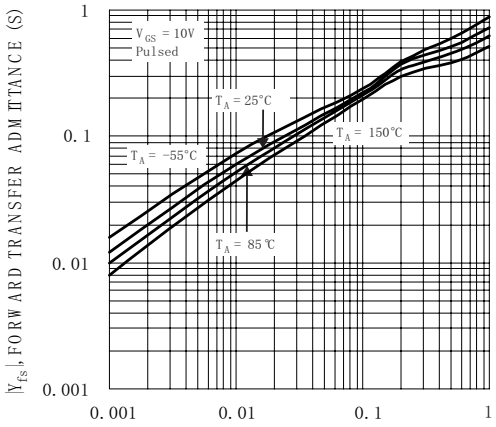

I_D, DRAIN CURRENT (A)

Fig.10 Forward Transfer Admittance vs. Drain Current

■ SOT-723

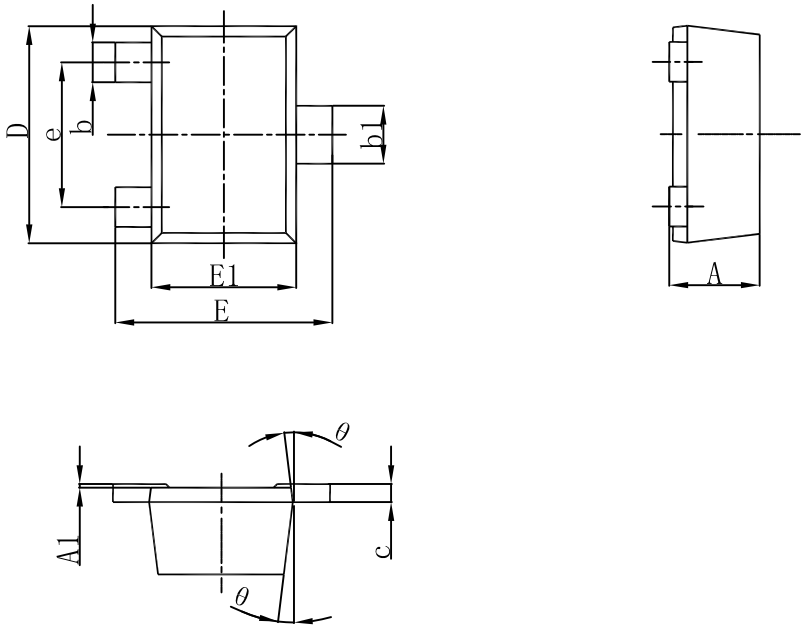

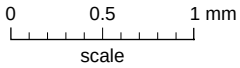

DIMENSIONS (mm are the original dimensions)

UNIT	A	A_1 max	b	b1	c	D	E	E1
mm	0.43 0.50	0.05	0.17 0.27	0.27 0.37	0.08 0.15	1.15 1.25	0.15 0.25	0.75 0.85

ENTEGRECİ

Bu belge www.entegreci.com üzerinden sunulmaktadır.

Elektronik komponent tedarikinde Entegreci

Entegreci, Eskişehir merkezli, Türkiye geneline satış yapan bir elektronik komponent mağazasıdır. Entegreler (IC), mikrodenetleyiciler, transistörler, diyotlar, pasif elemanlar, konnektörler, modüller ve geliştirme kartları tek adetten seri üretim adetlerine kadar satılır. Ürün sayfalarında güncel stok durumunu, fiyatı ve datasheet bağlantısını bulabilirsiniz.

Parça koduyla arama

Üretici parça numarasını yazın; stok ve fiyatı hemen görün.

www.entegreci.com

Ürün kategorileri

Entegreden kapasitöre tüm elektronik komponent kategorileri.

Kategorilere göz atın

Üreticiler

Aradığınız üreticinin ürünlerini tek sayfada inceleyin.

Üreticileri görün

Toplu alım ve teklif

Listede olmayan ya da yüksek adetli parçalar için teklif isteyin.

Teklif isteyin

www.entegreci.com | **destek@entegreci.com** | **0850 305 90 34**

Entegreci is an online electronic components store based in Türkiye. Search by manufacturer part number to see stock, prices and datasheets for integrated circuits, microcontrollers, transistors, passive components and connectors, or request a quote for parts that are not listed.

Bu sayfa Entegreci tarafından eklenmiştir. Belgenin önceki sayfaları asıl yayıncısına aittir ve içeriği değiştirilmemiştir; en güncel sürüm için belgenin yayıncısına başvurun.