2N7002DW

Dual N-channel MOSFET

RoHS COMPLIANT

SOT-363 Plastic-Encapsulate MOSFET

$V_{(BR)DSS}$	$R_{DS(on)}$MAX	I_D
60 V	5Ω@10V	115mA
	7Ω@5V	

SOT-363

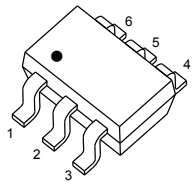

FEATURE

- High density cell design for low $R_{DS(ON)}$
- Voltage controlled small signal switch
- Rugged and reliable
- High saturation current capability

APPLICATION

- Load Switch for Portable Devices
- DC/DC Converter

MARKING

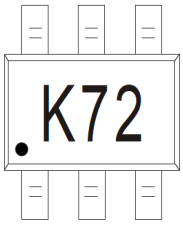

Equivalent Circuit

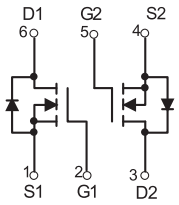

MAXIMUM RATINGS (T_a=25℃ unless otherwise noted)

Symbol	Parameter	Value	Unit
V_{DS}	Drain-Source voltage	60	V
V_{GS}	Gate-Source voltage	±20	V
I_D	Drain Current	115	mA
P_D	Power Dissipation	150	mW
$R_{\Theta JA}$	Thermal Resistance from Junction to Ambient	833	℃/W
T_J	Junction Temperature	150	℃
T_{stg}	Storage Temperature	-55-150	℃

MOSFET ELECTRICAL CHARACTERISTICS

T_a=25℃ unless otherwise specified

Parameter	Symbol	Test conditions	Min	Typ	Max	Unit
Drain-source breakdown voltage	$V_{(BR)DSS}$	V_{GS}=0 V, I_D=250 μA	60			V
Gate-threshold voltage *	$V_{th(GS)}$	V_{DS}=V_{GS}, I_D=250 μA	1	1.6	2.5	
Gate-body leakage	I_{GSS}	V_{DS}=0 V, V_{GS}=±20 V			±80	nA
Zero gate voltage drain current	I_{DSS}	V_{DS}=60 V, V_{GS}=0 V			80	nA
Drain-source on-resistance *	$R_{DS(on)}$	V_{GS}=10 V, I_D=500mA		1.1	5	Ω
		V_{GS}=5 V, I_D=50mA		1.2	7	
Forward transconductance *	g_{fs}	V_{DS}=10 V, I_D=200mA	80			ms
Drain-source on-voltage *	$V_{DS(on)}$	V_{GS}=10V, I_D=500mA			3.75	V
		V_{GS}=5V, I_D=50mA			0.375	V
Diode forward voltage	V_{SD}	I_S=115mA, V_{GS}=0 V	0.55		1.2	V
Input capacitance **	C_{iss}	V_{DS}=25V, V_{GS}=0V, f=1MHz			50	pF
Output capacitance **	C_{oss}				25	
Reverse transfer capacitance **	C_{rss}				5	

SWITCHING TIME

Turn-on time **	$t_{d(on)}$	V_{DD}=25 V, R_L=50Ω			20	ns
Turn-off time **	$t_{d(off)}$	I_D=500mA,V_{GEN}=10V,$_G$=25 Ω			40	

* Pulse Test: Pulse width ≤300μs,duty cycle≤2%.

** These parameters have no way to verify.

Typical Characteristics

Output Characteristics

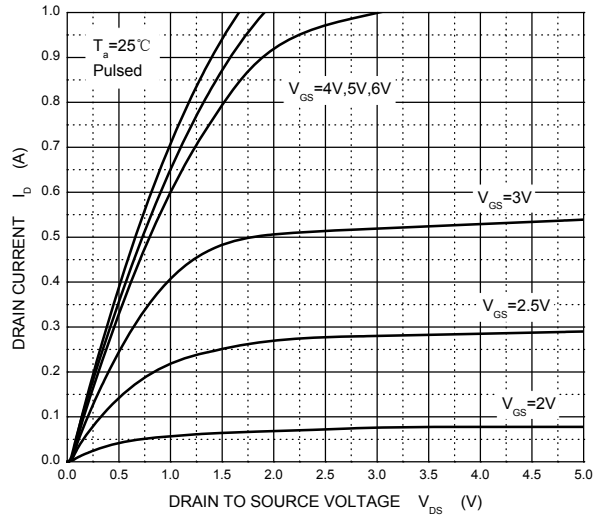

Transfer Characteristics

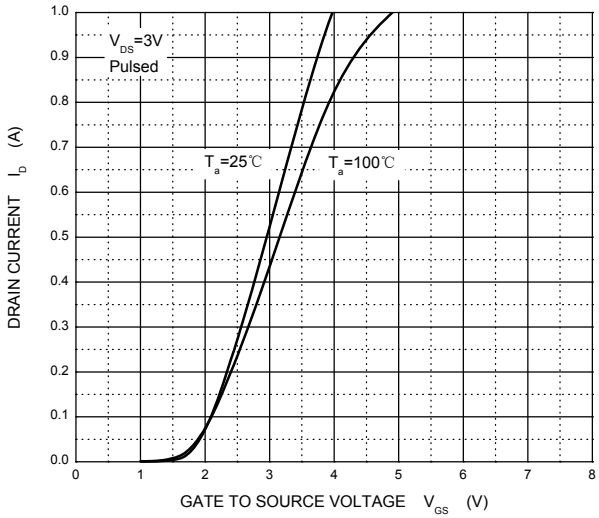

$R_{DS(ON)}$ — I_D

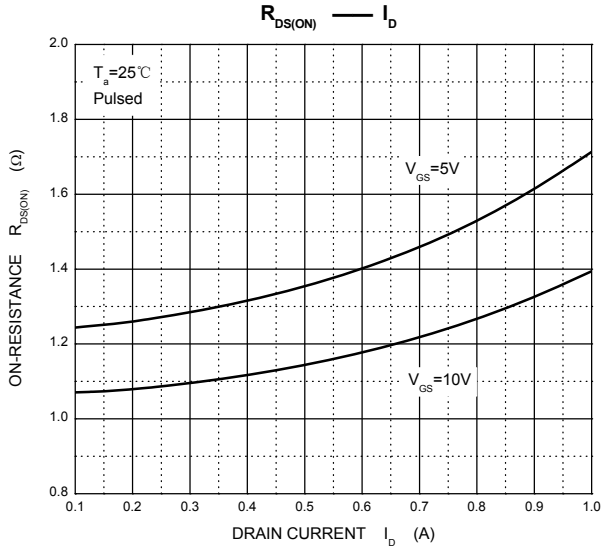

$R_{DS(ON)}$ — V_{GS}

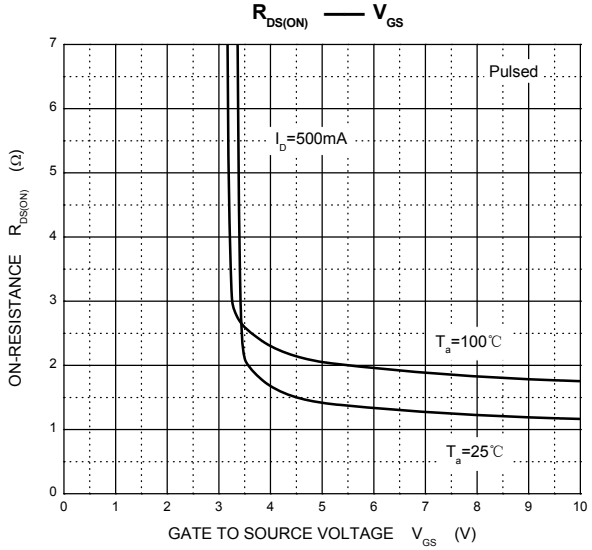

I_S — V_{SD}

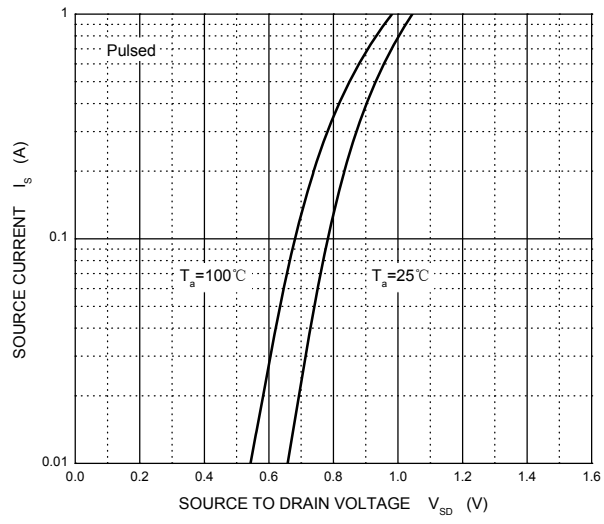

Threshold Voltage

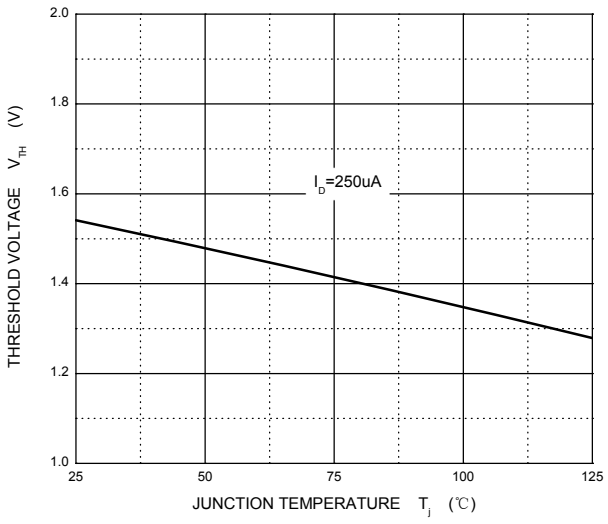

SOT-363 Package Outline Dimensions

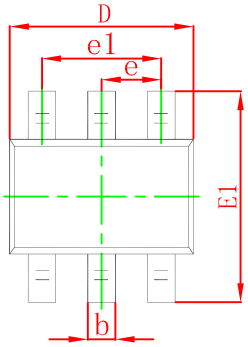

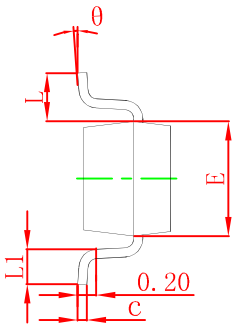

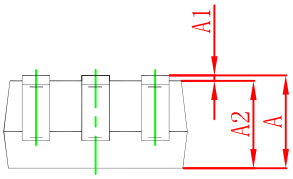

Symbol	Dimensions In Millimeters		Dimensions In Inches	
	Min	Max	Min	Max
A	0.900	1.100	0.035	0.043
A1	0.000	0.100	0.000	0.004
A2	0.900	1.000	0.035	0.039
b	0.150	0.350	0.006	0.014
c	0.100	0.150	0.004	0.006
D	2.000	2.200	0.079	0.087
E	1.150	1.350	0.045	0.053
E1	2.150	2.400	0.085	0.094
e	0.650 TYP		0.026 TYP	
e1	1.200	1.400	0.047	0.055
L	0.525 REF		0.021 REF	
L1	0.260	0.460	0.010	0.018
θ	0°	8°	0°	8°

SOT-363 Suggested Pad Layout

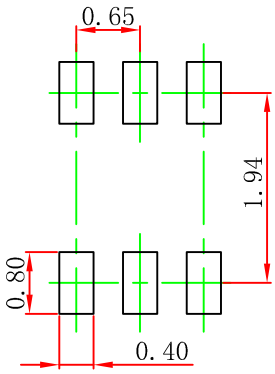

Note:
1.Controlling dimension:in millimeters.
2.General tolerance:± 0.05mm.
3.The pad layout is for reference purposes only.

ENTEGRECİ

Bu belge www.entegreci.com üzerinden sunulmaktadır.

Elektronik komponent tedarikinde Entegreci

Entegreci, Eskişehir merkezli, Türkiye geneline satış yapan bir elektronik komponent mağazasıdır. Entegreler (IC), mikrodenetleyiciler, transistörler, diyotlar, pasif elemanlar, konnektörler, modüller ve geliştirme kartları tek adetten seri üretim adetlerine kadar satılır. Ürün sayfalarında güncel stok durumunu, fiyatı ve datasheet bağlantısını bulabilirsiniz.

Parça koduyla arama

Üretici parça numarasını yazın; stok ve fiyatı hemen görün.

www.entegreci.com

Ürün kategorileri

Entegreden kapasitöre tüm elektronik komponent kategorileri.

Kategorilere göz atın

Üreticiler

Aradığınız üreticinin ürünlerini tek sayfada inceleyin.

Üreticileri görün

Toplu alım ve teklif

Listede olmayan ya da yüksek adetli parçalar için teklif isteyin.

Teklif isteyin

www.entegreci.com | **destek@entegreci.com** | **0850 305 90 34**

Entegreci is an online electronic components store based in Türkiye. Search by manufacturer part number to see stock, prices and datasheets for integrated circuits, microcontrollers, transistors, passive components and connectors, or request a quote for parts that are not listed.

Bu sayfa Entegreci tarafından eklenmiştir. Belgenin önceki sayfaları asıl yayıncısına aittir ve içeriği değiştirilmemiştir; en güncel sürüm için belgenin yayıncısına başvurun.