UMW ISL9N306AD3ST

30V N-Channel MOSFET

1.Description

This device employs a new advanced trench technology and features low gate charge while maintaining low on-resistance. Optimized for switching applications, this device improves the overall efficiency of DC/DC converters and allows operation to higher switching frequencies.

2.Features

- $V_{DS\ (V)}$=30V
- I_D=50A
- $R_{DS(ON)}$<5.2mΩ(V_{GS}=10V)
- $R_{DS(ON)}$<8.5mΩ(V_{GS}=4.5V)
- Q_g(Typ)=30nC, V_{GS}=5V
- Q_{gd}(Typ)=11nC
- C_{iss}(Typ)=3400pF

3.Pinning information

Pin	Symbol	Description
1	G	GATE
2	D	SOURCE
3	S	DRAIN

TO-252(DPAK)
top view

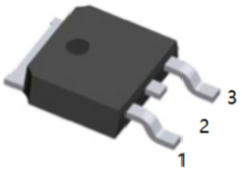

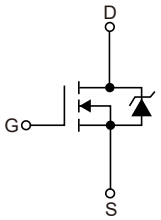

4.Absolute Maximum Ratings T_A= 25°C

Parameter	Symbol	Rating	Units
Drain to Source Voltage	V_{DSS}	30	V
Gate to Source Voltage	V_{GS}	±20	V
Drain Current Continuous (T_C=25°C, V_{GS}=10V)	I_D	50	A
Continuous (T_C=25°C, V_{GS}=4.5V)		50	A
Continuous (T_C=25°C, V_{GS}=V, $R_{\theta JC}$=52°C/W)		16	A
Pulsed		Figure 4	A
Power Dissipation	P_D	125	W
Derate above 25°C		0.83	W/°C
Operating and Storage Temperature	T_J, T_{STG}	-55 to 175	°C

5.Thermal Characteristics

Parameter	Symbol	Rating	Units
Thermal Resistance, Junction-to-Case TO-252	$R_{\theta JC}$	1.2	°C/W
Thermal Resistance, Junction-to-Ambient TO-252	$R_{\theta JA}$	100	°C/W
Thermal Resistance, Junction-to-Ambient TO-252,1in^2 copper pad area	$R_{\theta JA}$	52	°C/W

6.Electrical Characteristic (T_A=25°C unless otherwise noted)

Parameter	Symbol	Conditions		Min	Typ	Max	Units
Drain to Source Breakdown Voltage	BV_{DSS}	I_D=250μA, V_{GS}=0V		30			V
Zero Gate Voltage Drain Current	I_{DSS}	V_{DS}=25V				1	μA
Gate to Source Leakage Current	I_{GSS}	V_{GS}=±20V				±100	nA
Gate to Source Threshold Voltage	$V_{GS(th)}$	V_{DS}=V_{GS}, I_D=250μA		1		3	V
Drain to Source On Resistance	$R_{DS(ON)}$	I_D=50A, V_{GS}=10V			5.2	6	mΩ
		I_D=50A, V_{GS}=4.5V			8.5	9.5	mΩ
Input Capacitance	C_{iss}	I_D=15A,V_{GS}=0V, f=1MHz			3400		pF
Output Capacitance	C_{oss}				650		pF
Reverse Transfer Capacitance	C_{rss}				300		pF
Total Gate Charge at 10V	$Q_{g(TOT)}$	V_{GS}=0 to 10V	V_{DD}=15V		60	90	nC
Total Gate Charge at 5V	$Q_{g(5)}$	V_{GS}=0 to 5V	I_D=50A		30	45	nC
Threshold Gate Charge	$Q_{g(TH)}$	V_{GS}=0 to 1V	I_g=1mA		3	4.5	nC
Gate to Source Gate Charge	Q_{gs}				10		nC
Gate to Drain “Miller” Charge	Q_{gd}				11		nC
Turn-On Time	$t_{(on)}$	V_{DD}=15V, I_D=16A V_{GS}=4.5V, R_{GS}=4.3Ω				131	ns
Turn-On Delay Time	$t_{D(on)}$				16		ns
Rise Time	t_r				70		ns
Turn-Off DelayTime	$t_{D(off)}$				34		ns
Fall Time	t_f				30		ns
Turn-Off Time	t_{off}					97	ns
Turn-On Time	$t_{(on)}$	V_{DD}=15V, I_D=16A V_{GS}=10V, R_{GS}=4.3Ω				80	ns
Turn-On Delay Time	$t_{D(on)}$				10		ns
Rise Time	t_r				43		ns
Turn-Off DelayTime	$t_{D(off)}$				62		ns
Fall Time	t_f				29		ns
Turn-Off Time	t_{off}					137	ns

Avalanche Time	t_{av}	I_D=30A, L=200μH	428			μs
Source to Drain Diode Forward Voltage	V_{SD}	I_{SD}=50A			1.25	V
		I_{SD}=25A			1	V
Reverse Recovery Time	t_{rr}	I_{SD}=50A, dI_{SD}/dt=100A/μs			35	ns
Reverse Recovery Charge	Q_{rr}	I_{SD}=50A, dI_{SD}/dt=100A/μs			30	nC

7.1Typical characteristic

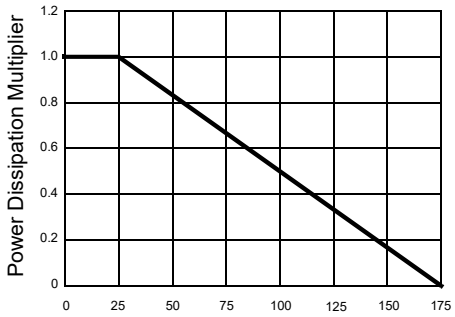

Figure 1: Normalized Power Dissipation vs Case Temperature

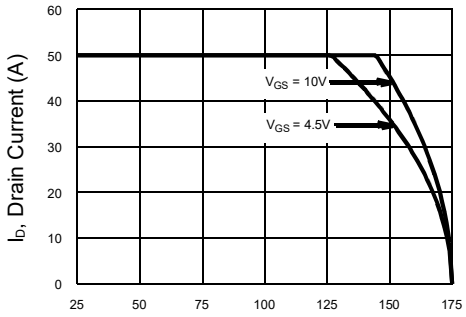

Figure 2: Maximum Continuous Drain Current vs Case Temperature

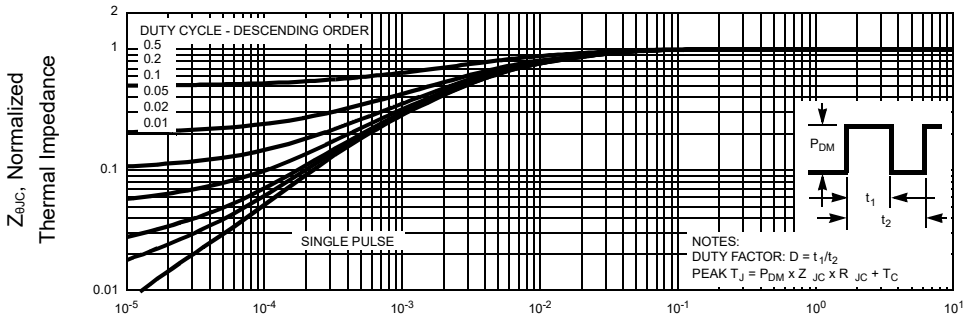

Figure 3: Normalized Maximum Transient Thermal Impedance

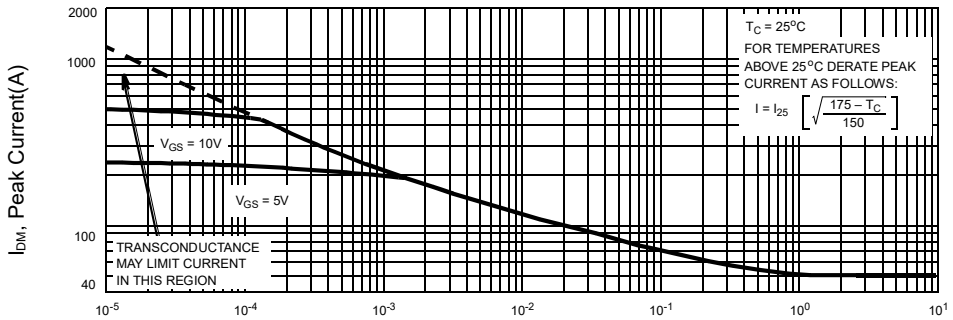

Figure 4: Peak Current Capability

7.2Typical characteristic

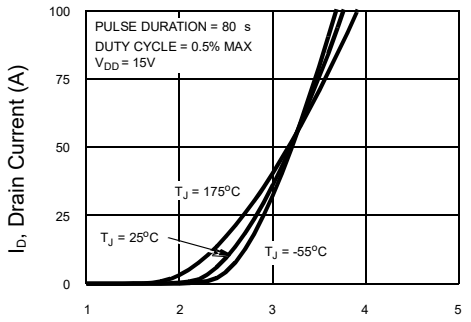

Figure 5: Transfer Characteristics

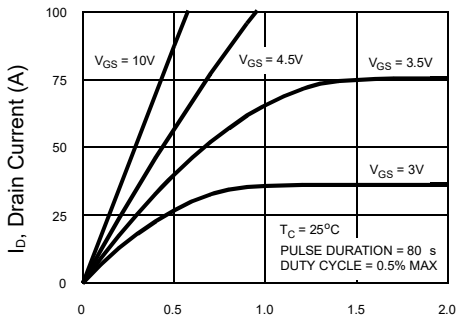

Figure 6: Saturation Characteristics

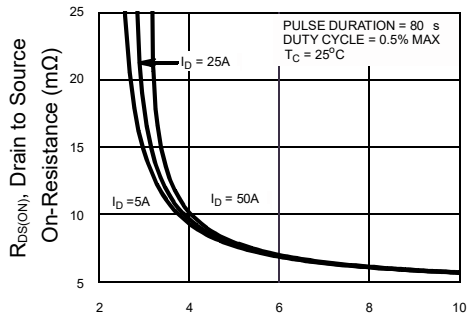

Figure 7: Drain to Source On Resistance vs Gate Voltage and Drain Current

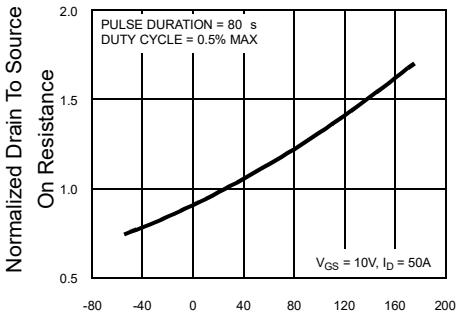

Figure 8: Normalized Drain to Source On Resistance vs Junction Temperature

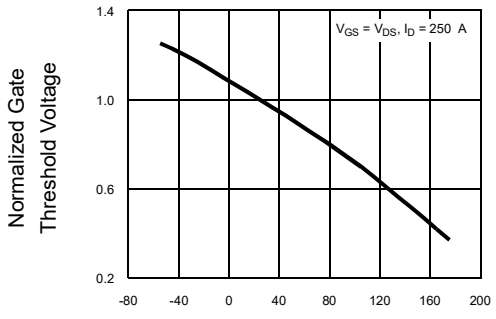

Figure 9: Normalized Gate Threshold Voltage vs Junction Temperature

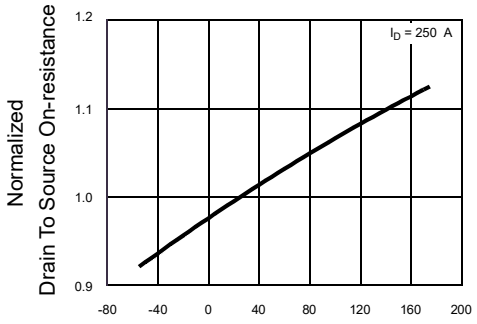

Figure 10: Normalized Drain to Source On Resistance vs Junction Temperature

7.3Typical characteristic

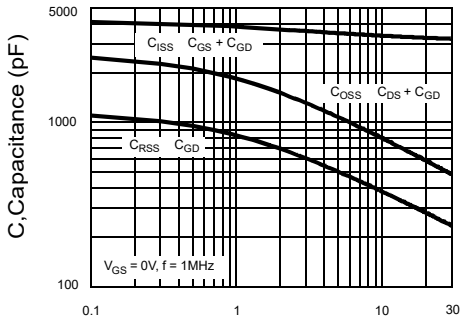

Figure 11: Capacitance vs Drain to Source Voltage

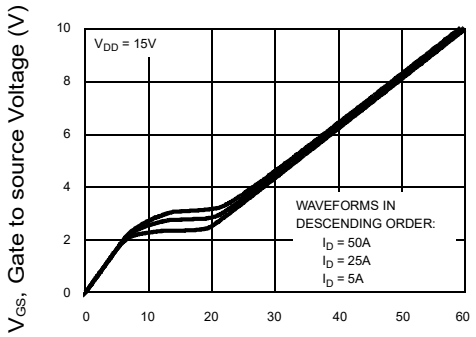

Figure 12: Gate Charge Waveforms for Constant Gate Currents

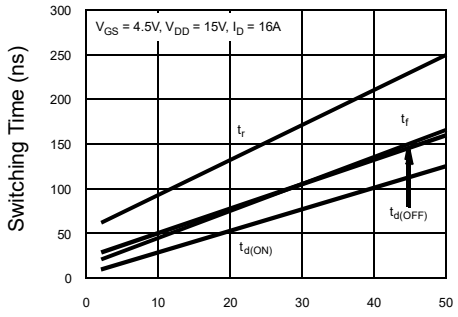

Figure 13: Switching Time vs Gate Resistance

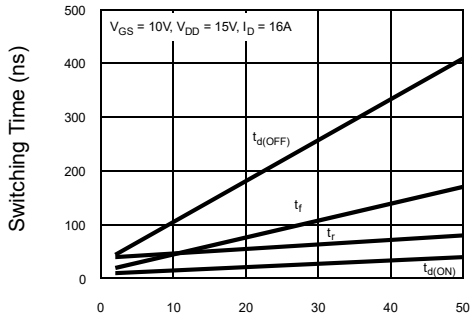

Figure 14: Switching Time vs Gate Resistance

8.TO-252 Package Outline Dimensions

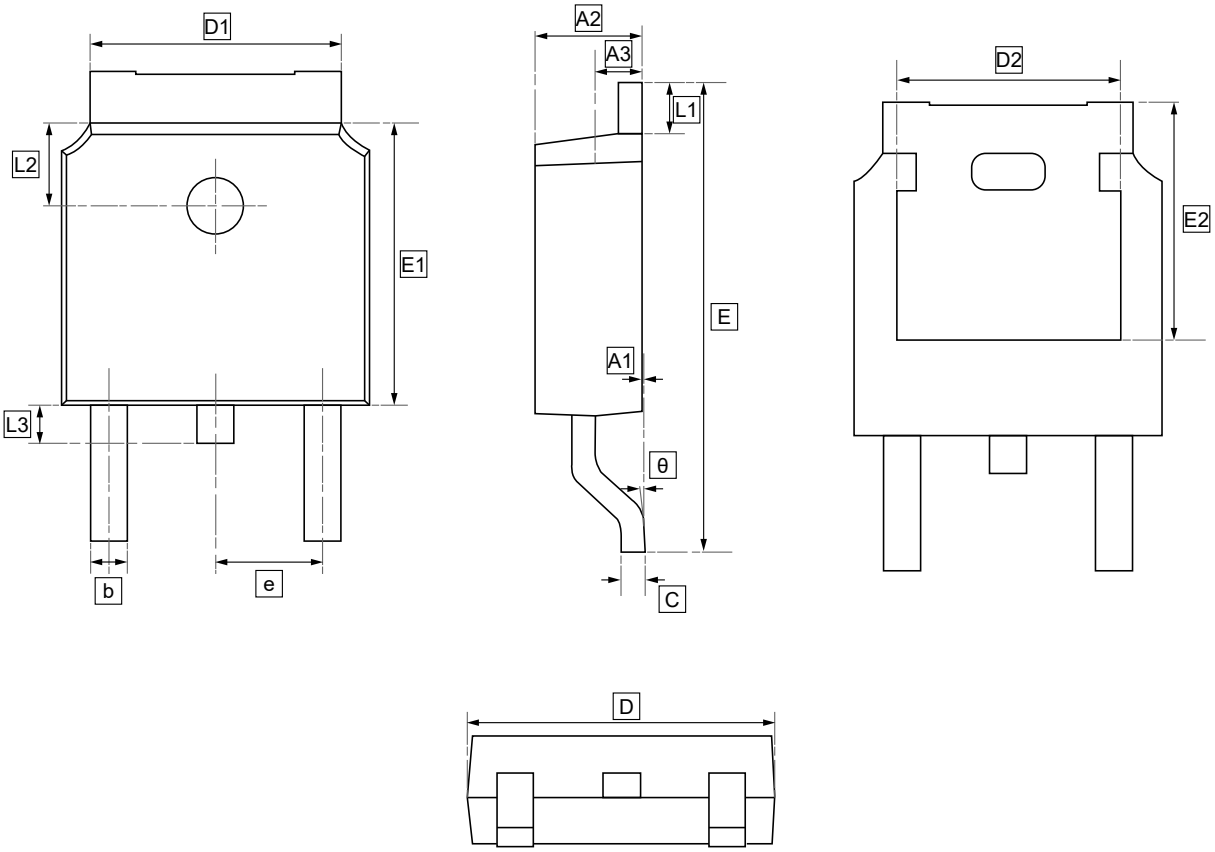

DIMENSIONS (mm are the original dimensions)

Symbol	A1	A2	A3	b	c	D	D1	D2	E	E1	E2	e	L1	L2	L3	θ
Min	0.00	2.18	0.90	0.65	0.46	6.35	4.95	4.32	9.40	5.97	5.21	2.286	0.89	1.70	0.60	0.00
Max	0.13	2.39	1.10	0.85	0.61	6.73	5.46	4.90	10.41	6.22	5.38	BSC	1.27	1.90	1.00	8.00

9.Ordering information

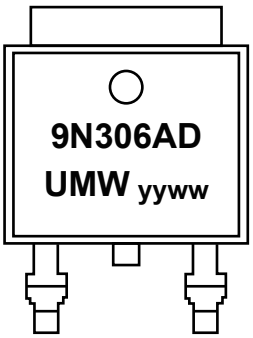

yy: Year Code
ww: Week Code

Order Code	Package	Base QTY	Delivery Mode
UMW ISL9N306AD3ST	TO-252	2500	Tape and reel

10.Disclaimer

UMW reserves the right to make changes to all products, specifications. Customers should obtain the latest version of product documentation and verify the completeness and currency of the information before placing an order.

When applying our products, please do not exceed the maximum rated values, as this may affect the reliability of the entire system. Under certain conditions, any semiconductor product may experience faults or failures. Buyers are responsible for adhering to safety standards and implementing safety measures during system design, prototyping, and manufacturing when using our products to prevent potential failure risks that could lead to personal injury or property damage.

Unless explicitly stated in writing, UMW products are not intended for use in medical, life-saving, or life-sustaining applications, nor for any other applications where product failure could result in personal injury or death. If customers use or sell the product for such applications without explicit authorization, they assume all associated risks.

When reselling, applying, or exporting, please comply with export control laws and regulations of China, the United States, the United Kingdom, the European Union, and other relevant countries, regions, and international organizations.

This document and any actions by UMW do not grant any intellectual property rights, whether express or implied, by estoppel or otherwise. The product names and marks mentioned herein may be trademarks of their respective owners.

ENTEGRECİ

Bu belge www.entegreci.com üzerinden sunulmaktadır.

Elektronik komponent tedarikinde Entegreci

Entegreci, Eskişehir merkezli, Türkiye geneline satış yapan bir elektronik komponent mağazasıdır. Entegreler (IC), mikrodenetleyiciler, transistörler, diyotlar, pasif elemanlar, konnektörler, modüller ve geliştirme kartları tek adetten seri üretim adetlerine kadar satılır. Ürün sayfalarında güncel stok durumunu, fiyatı ve datasheet bağlantısını bulabilirsiniz.

Parça koduyla arama

Üretici parça numarasını yazın; stok ve fiyatı hemen görün.

www.entegreci.com

Ürün kategorileri

Entegreden kapasitöre tüm elektronik komponent kategorileri.

Kategorilere göz atın

Üreticiler

Aradığınız üreticinin ürünlerini tek sayfada inceleyin.

Üreticileri görün

Toplu alım ve teklif

Listede olmayan ya da yüksek adetli parçalar için teklif isteyin.

Teklif isteyin

www.entegreci.com | **destek@entegreci.com** | **0850 305 90 34**

Entegreci is an online electronic components store based in Türkiye. Search by manufacturer part number to see stock, prices and datasheets for integrated circuits, microcontrollers, transistors, passive components and connectors, or request a quote for parts that are not listed.

Bu sayfa Entegreci tarafından eklenmiştir. Belgenin önceki sayfaları asıl yayıncısına aittir ve içeriği değiştirilmemiştir; en güncel sürüm için belgenin yayıncısına başvurun.