FORTUNE' Properties For Reference Only

Datasheet

FS8205

Dual N-Channel Enhancement Mode Power MOSFET

Fortune SEMICONDUCTOR CORPORATION

Fortune Semiconductor Corporation
富晶電子股份有限公司
28F.,No.27, Sec. 2, Zhongzheng E. Rd.,
Danshui Dist, New Taipei City 251, Taiwan
Tel.：886-2-28094742
Fax：886-2-28094874
www.ic-fortune.com

FORTUNE' Properties For Reference Only

This manual contains new product information. **Fortune Semiconductor Corporation** reserves the rights to modify the product specification without further notice. No liability is assumed by **Fortune Semiconductor Corporation** as a result of the use of this product. No rights under any patent accompany the sale of the product

1. Features

1.1 Low on-resistance

1.1.1 $R_{DS(ON)}$ = 28 mΩ MAX. (V_{GS} = 4.5V, I_D = 4A)

1.1.2 $R_{DS(ON)}$ = 37 mΩ MAX. (V_{GS} = 2.5V, I_D = 3A)

2. Applications

- Li-ion battery management applications

3. Ordering Information

Product Number	Description	Package Type	Quantity/Reel
FS8205	SOT23-6 package version	SOT23-6	3,000

4. Pin Assignment

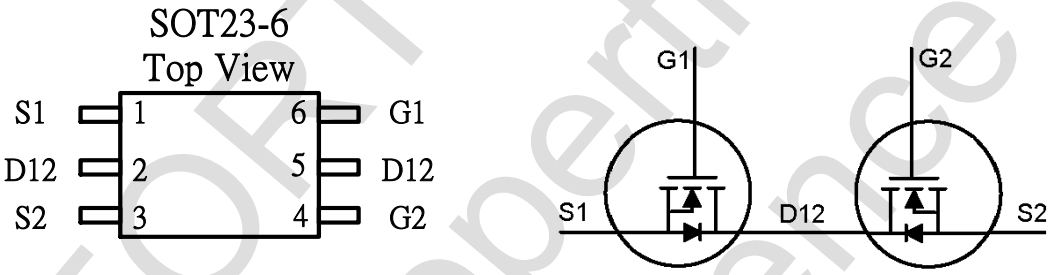

5. Absolute Maximum Ratings

Symbol	Parameter	Rating	Units
VDS	Drain-Source Voltage	20	V
VGS	Gate-Source Voltage	±12	V
ID @TA = 25℃	Continuous Drain Current3	6	A
ID @TA = 70℃	Continuous Drain Current3	5	A
IDM	Pulsed Drain Current1	25	A
PD @TA = 25℃	Total Power Dissipation	1	W
	Linear Derating Factor	0.008	W/℃
TSTG	Storage Temperature Range	-55 to 150	℃
TJ	Operating Junction Temperature Range	-55 to 150	℃

6. Thermal Data

Symbol	Parameter	Value	Unit
Rthj-a	Thermal Resistance Junction-ambient3	Max. 125	℃/W

7. Electrical Characteristics

Electrical Characteristics @T_j = 25℃ (unless otherwise specified)

FORTUNE Properties For Reference Only

Symbol	Parameter	Test Conditions	Min.	Typ.	Max.	Units
Static Characteristics						
BV_{DSS}	Drain-Source Breakdown Voltage	V_{GS} = 0V, I_D = 250uA	20	-	-	V
$\Delta BV_{DSS}/\Delta T_j$	Breakdown Voltage Temperature Coefficient	Reference to 25℃, I_D=1mA	-	0.1	-	V/℃
$R_{DS(ON)}$	Static Drain-Source On-Resistance[2]	V_{GS} = 4.5V, I_D = 4A	-	23	28	mΩ
		V_{GS} = 2.5V, I_D = 3A	-	30	37	mΩ
$V_{GS(th)}$	Gate Threshold Voltage	V_{DS} = V_{GS}, I_D = 250uA	0.45	-	1.2	V
I_{DSS}	Drain-Source Leakage Current (T_j = 25℃)	V_{DS} =16V, V_{GS} = 0V	-	-	1	uA
	Drain-Source Leakage Current (T_j = 70℃)	V_{DS} =16V, V_{GS} = 0V	-	-	25	uA
I_{GSS}	Gate-Source Leakage	V_{GS} = ±10V	-	-	±0.1	uA

8. Source-Drain Diode

Symbol	Parameter	Test Conditions	Min.	Typ.	Max.	Units
I_S	Continuous Source Current (Body Diode)	V_D = V_G = 0V, V_S = 1.2V	-	-	0.83	A
V_{SD}	Forward On Voltage[2]	T_j = 25℃, I_S = 1.25A, V_{GS} = 0V	-	-	1.2	V

Notes：

1. Pulse width limited by Max. junction temperature.
2. Pulse width ≦ 300us, duty cycle ≦ 2%.
3. Surface mounted on 1 in^2 copper pad of FR4 board；208℃/W when mounted on Min. copper pad.

FORTUNE Properties For Reference Only

9. Typical Characteristics

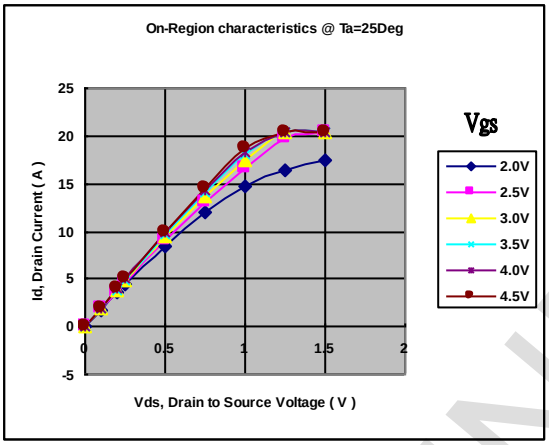

Fig 1. Typical Output Characteristics

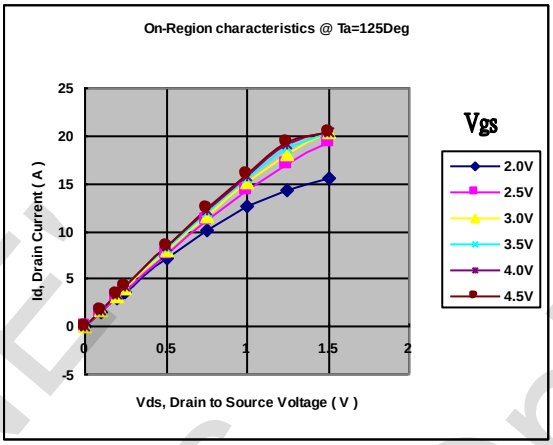

Fig 2. Typical Output Characteristics

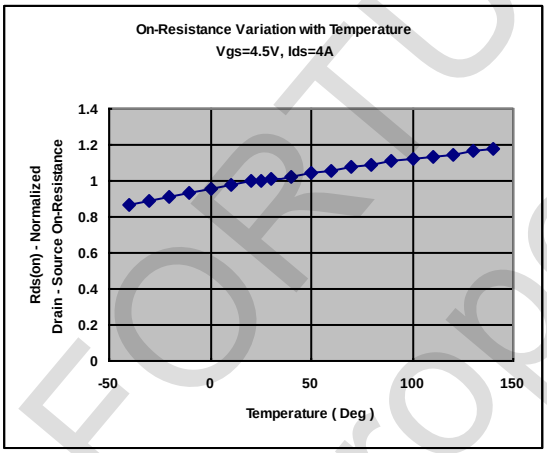

Fig 3. Normalized On-Resistance

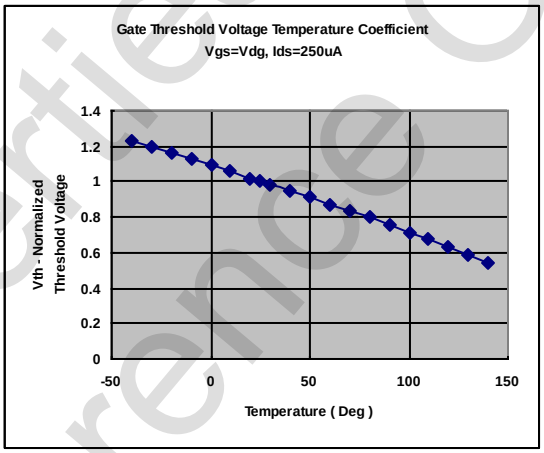

Fig 4. Gate Threshold Variation with Temperature

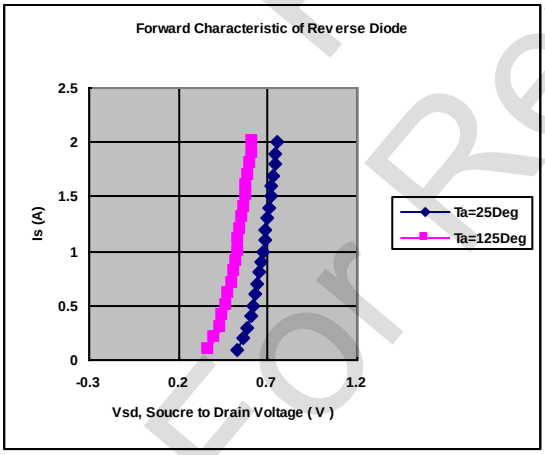

Fig 5. Forward Characteristic of Reverse Diode

FORTUNE Properties For Reference Only

10. Package Information

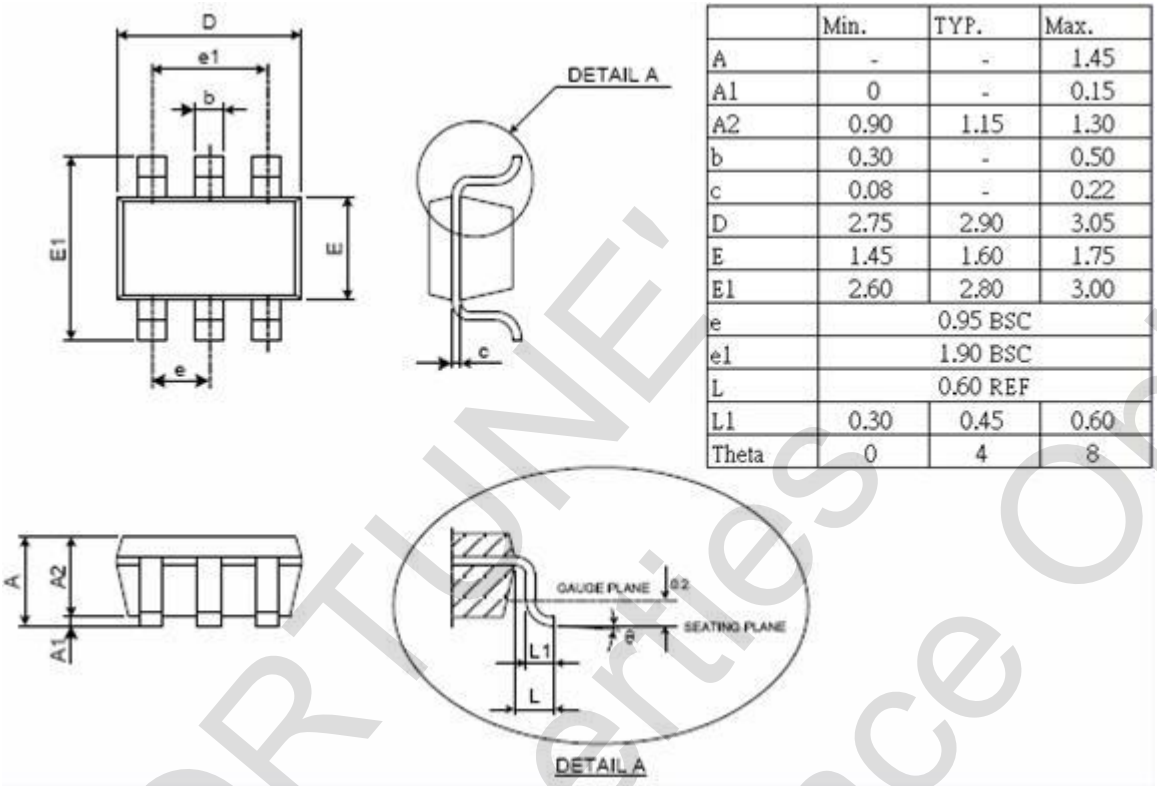

	Min.	TYP.	Max.
A	-	-	1.45
A1	0	-	0.15
A2	0.90	1.15	1.30
b	0.30	-	0.50
c	0.08	-	0.22
D	2.75	2.90	3.05
E	1.45	1.60	1.75
E1	2.60	2.80	3.00
e	0.95 BSC		
e1	1.90 BSC		
L	0.60 REF		
L1	0.30	0.45	0.60
Theta	0	4	8

11. Revision History

Version	Date	Page	Description
1.0	2009/08/17	-	Version 1.0 released
1.1	2010/01/26	3	Rds25 TYP 28mohm MAX 36mohm Rds45 TYP 22mohm MAX 26mohm
1.2	2010/06/02	3	Rds45 TYP 23mohm MAX 27mohm
1.3	2010/06/10	4	IDSS Test Conditions：VDS=16V VGS=0V
1.4	2010/08/31	3	Revise Pin Assignment
1.5	2010/04/27	4	Rds25 TYP：30mohm MAX：37mohm Rds45 TYP：23mohm MAX：28mohm VGS(th) MIN：0.45V MAX：1.2V IGSS MAX：±0.1uA
1.6	2011/09/08	6	Revise Package Outline
1.7	2011/11/02	3	Revise Pin Assignment

FORTUNE Properties For Reference Only

ENTEGRECİ

Bu belge www.entegreci.com üzerinden sunulmaktadır.

Elektronik komponent tedarikinde Entegreci

Entegreci, Eskişehir merkezli, Türkiye geneline satış yapan bir elektronik komponent mağazasıdır. Entegreler (IC), mikrodenetleyiciler, transistörler, diyotlar, pasif elemanlar, konnektörler, modüller ve geliştirme kartları tek adetten seri üretim adetlerine kadar satılır. Ürün sayfalarında güncel stok durumunu, fiyatı ve datasheet bağlantısını bulabilirsiniz.

Parça koduyla arama

Üretici parça numarasını yazın; stok ve fiyatı hemen görün.

www.entegreci.com

Ürün kategorileri

Entegreden kapasitöre tüm elektronik komponent kategorileri.

Kategorilere göz atın

Üreticiler

Aradığınız üreticinin ürünlerini tek sayfada inceleyin.

Üreticileri görün

Toplu alım ve teklif

Listede olmayan ya da yüksek adetli parçalar için teklif isteyin.

Teklif isteyin

www.entegreci.com | **destek@entegreci.com** | **0850 305 90 34**

Entegreci is an online electronic components store based in Türkiye. Search by manufacturer part number to see stock, prices and datasheets for integrated circuits, microcontrollers, transistors, passive components and connectors, or request a quote for parts that are not listed.

Bu sayfa Entegreci tarafından eklenmiştir. Belgenin önceki sayfaları asıl yayıncısına aittir ve içeriği değiştirilmemiştir; en güncel sürüm için belgenin yayıncısına başvurun.