TOSHIBA PHOTOCOUPLER GaAs IRED & PHOTO-TRANSISTOR

CNY17-2, CNY17-3, CNY17-4

AC LINE / DIGITAL LOGIC ISOLATOR

DIGITAL LOGIC / DIGITAL LOGIC ISOLATOR

TELEPHONE LINE RECEIVER

TWISTED PAIR LINE RECEIVER

HIGH FREQUENCY POWER SUPPLY FEEDBACK CONTROL

RELAY CONTACT MONITOR

The TOSHIBA Corporation CNY17 consist of a gallium arsenide infrared emitting diode coupled with a silicon photo transistor in a dual in-line package.

- Small Package Size and Low Cost
- Fast Switching Speeds : 5μs (TYP.)
- High DC Current Transfer Ratio : CTR (I_F=10mA, V_{CE}=5V)
  CNY17-2 : 63~125%
  CNY17-3 : 100~200%
  CNY17-4 : 160~320%
- High Isolation Resistance : $10^{11}\Omega$ (TYP.)
- High Isolation Voltage : 4400V (MIN.)

Unit in mm

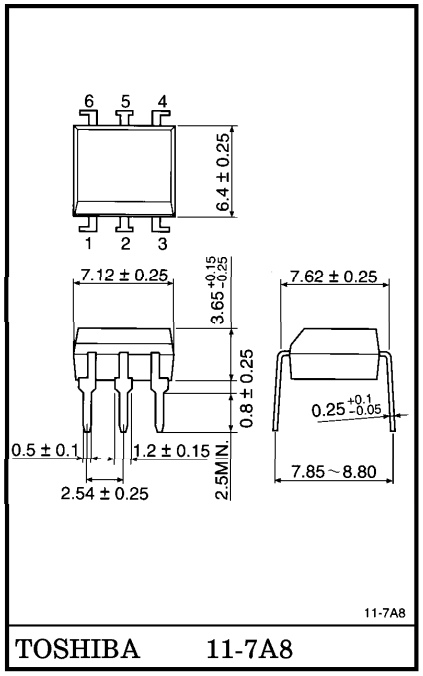

TOSHIBA 11-7A8

Weight : 0.4g

PIN CONFIGURATION

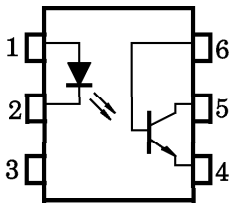

1 : ANODE
2 : CATHODE
3 : N.C.
4 : EMITTER
5 : COLLECTOR
6 : BASE

MAXIMUM RATINGS (Ta = 25°C)

	CHARACTERISTIC	SYMBOL	RATING	UNIT
LED	Forward Current	I_F	60	mA
	Forward Current Derating	ΔI_F / °C	0.8 *	mA / °C
	Peak Forward Current (Note)	I_{PF}	3	A
	Power Dissipation	P_D	100	mW
	Power Dissipation Derating	ΔP_D / °C	1.33 *	mW / °C
	Reverse Voltage	V_R	6	V
PHOTO-TRANSISTOR	Collector-Emitter Voltage	BV_{CEO}	70	V
	Collector-Base Voltage	BV_{CBO}	70	V
	Emitter-Collector Voltage	BV_{ECO}	7	V
	Collector Current	I_C	100	mA
	Power Dissipation	P_C	150	mW
	Power Dissipation Derating	ΔP_C / °C	2.0 *	mW / °C
COUPLED	Storage Temperature	T_{stg}	−55~150	°C
	Operating Temperature	T_{opr}	−55~100	°C
	Lead Soldering Temperature (10s)	T_{sol}	260	°C
	Total Package Dissipation	P_T	200	mW
	Total Package Power Dissipation Derating	ΔP_T / °C	2.6 *	mW / °C

(Note) Pulse Width 1μs, 300pps.
* Above 25°C ambient.

ELECTRICAL CHARACTERISTICS (Ta = 25°C)

	CHARACTERISTIC		SYMBOL	TEST CONDITION	MIN.	TYP.	MAX.	UNIT
LED	Forward Voltage		V_F	I_F = 60mA	—	1.35	1.65	V
	Reverse Current		I_R	V_R = 3V	—	—	10	μA
	Capacitance		C_D	V = 0, f = 1MHz	—	30	—	pF
PHOTO−TRANSISTOR	DC Forward Current Gain		h_{FE}	V_{CE} = 5, I_C = 500μA	100	200	—	
	Collector-Emitter Breakdown Voltage		$V_{(BR)CEO}$	I_C = 1mA, I_F = 0	70	—	—	V
	Collector-Base Breakdown Voltage		$V_{(BR)CBO}$	I_C = 100μA, I_F = 0	70	—	—	V
	Emitter-Collector Breakdown Voltage		$V_{(BR)ECO}$	I_E = 100μA, I_F = 0	7	—	—	V
	Collector Dark Current		I_{CEO}	V_{CE} = 10V, I_F = 0	—	1	50	nA
	Collector Dark Current		I_{CBO}	V_{CB} = 10V, I_F = 0	—	0.1	20	nA
	Collector-Emitter Capacitance		C_{CE}	V = 0, f = 1MHz	—	10	—	pF
COUPLED	Current Transfer Ratio	CNY17-2	CTR	I_F = 10mA, V_{CE} = 5V	63	—	125	%
		CNY17-3			100	—	200	
		CNY17-4			160	—	320	
	Saturation Voltage		$V_{CE(sat)}$	I_F = 10mA, I_C = 2.5mA	—	—	0.4	V
	Capacitance Input to Output		C_S	V = 0, f = 1MHz	—	0.8	—	pF
	Isolation Resistance		R_S	V = 500V	—	10^{11}	—	Ω
	DC Isolation Voltage		BV_S	DC 1 minute	4400	—	—	V
	Rise Fall Time		t_r / t_f	V_{CE} = 10V, I_C = 2mA R_L = 100Ω	—	5	10	μs
	Rise / Fall Time Photo Diode		t_r / t_f	V_{CB} = 10V, I_{CB} = 50μA R_L = 100Ω	—	200	—	ns

I_F – Ta

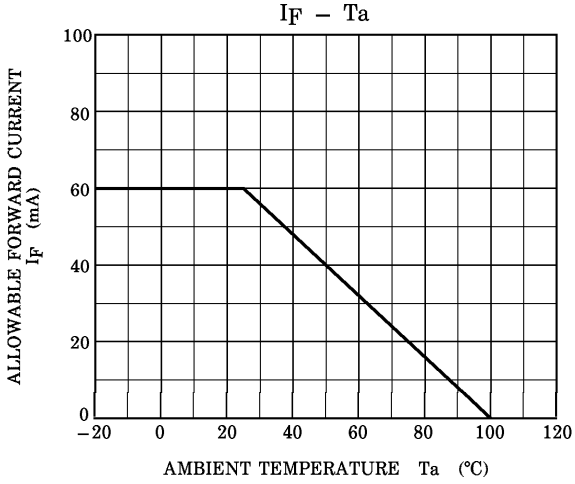

P_C – Ta

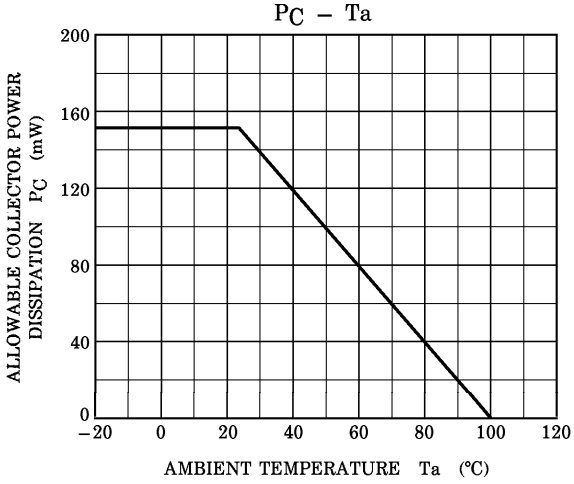

I_{FP} – D_R

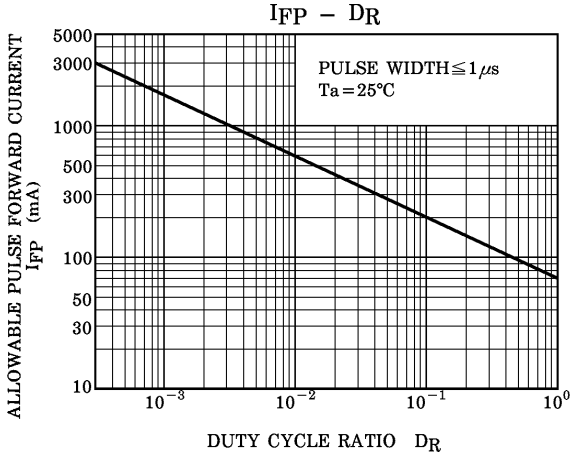

I_F – V_F

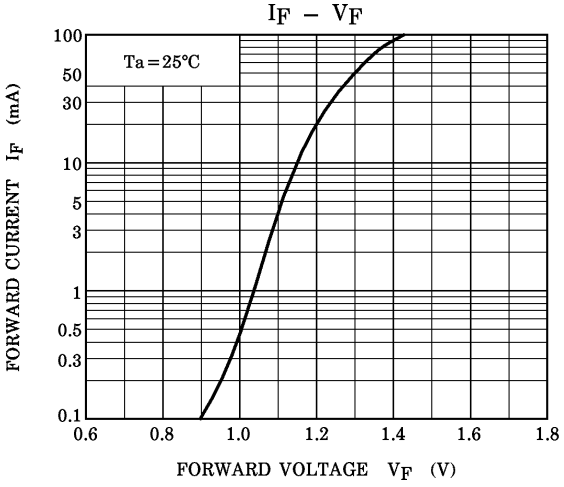

$\Delta V_F / \Delta Ta$ – I_F

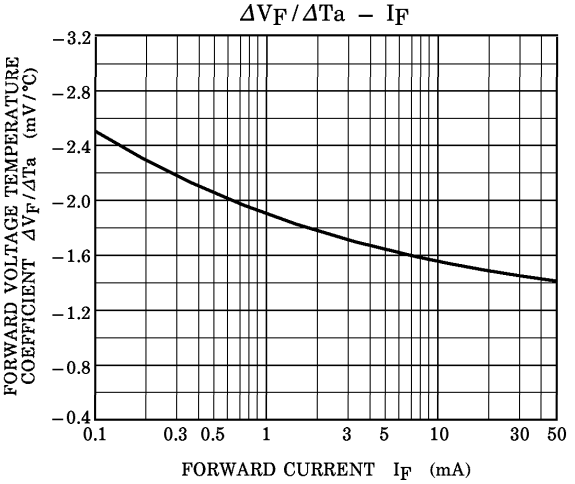

I_{FP} – V_{FP}

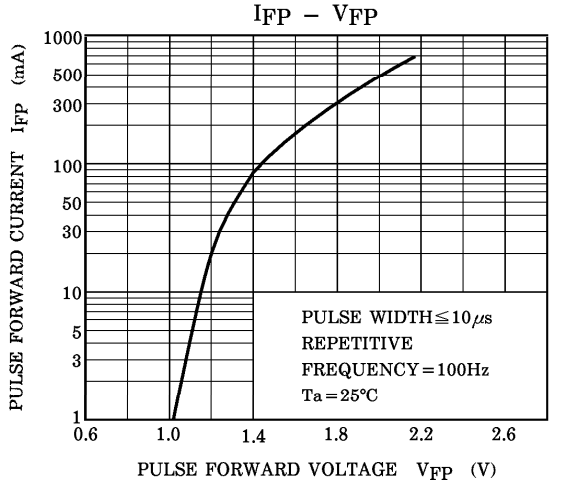

$I_C - I_F$

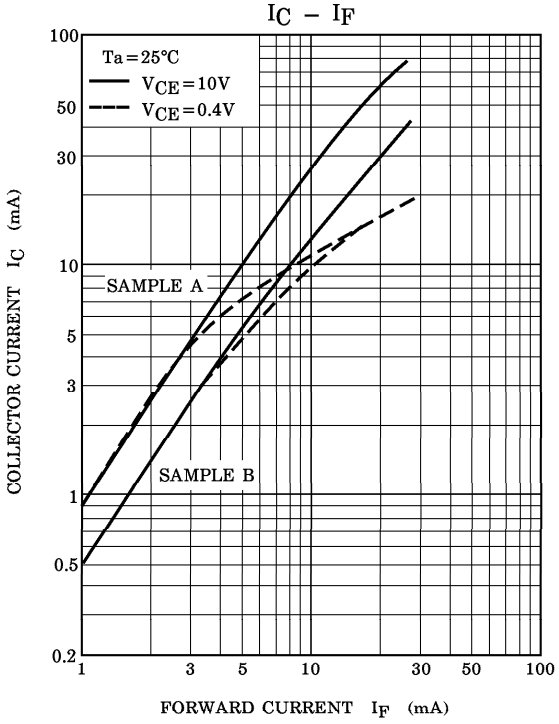

$I_C / I_F - I_F$

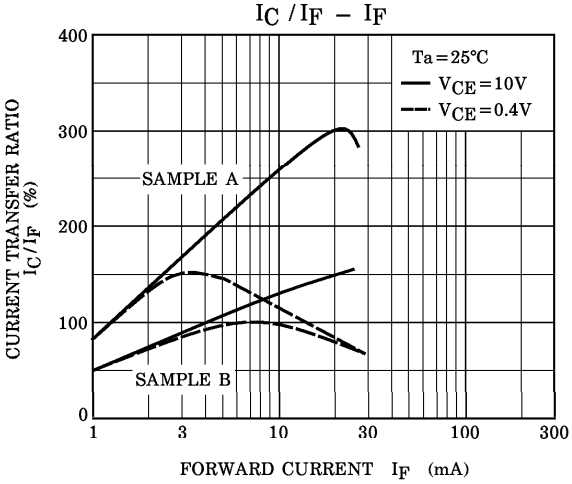

$I_C - V_{CE}$

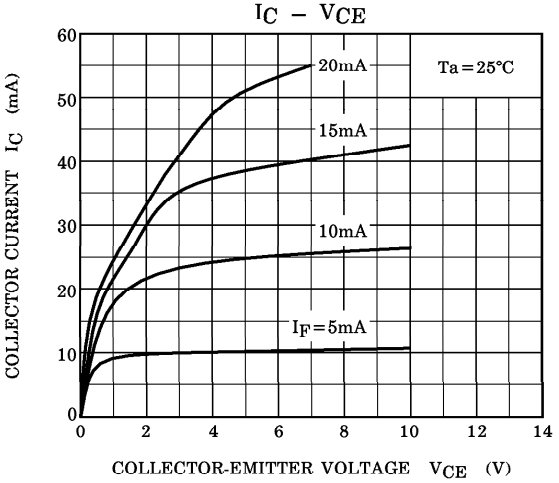

$I_C - Ta$

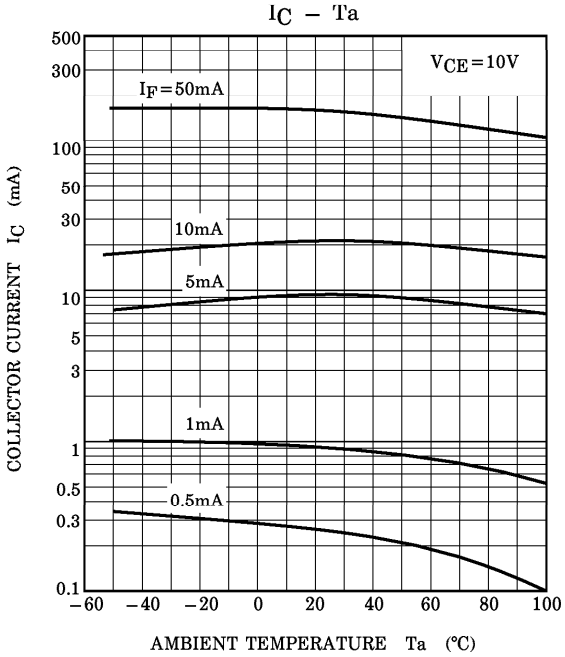

$V_{CE\,(sat)} - Ta$

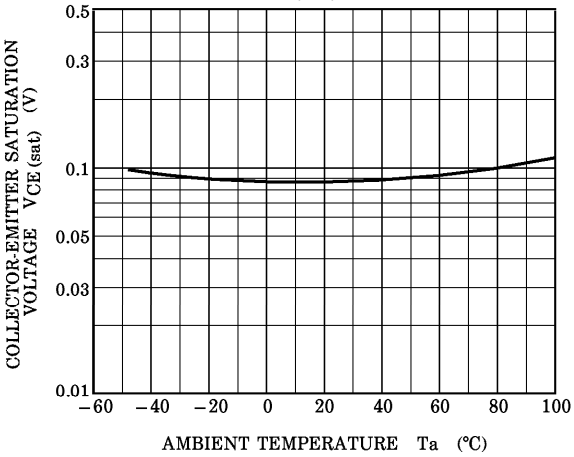

I_{CEO} – Ta

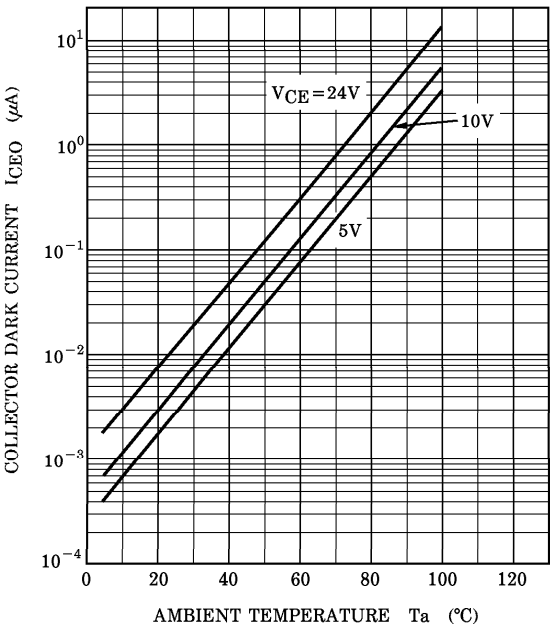

I_D – R_{BE}

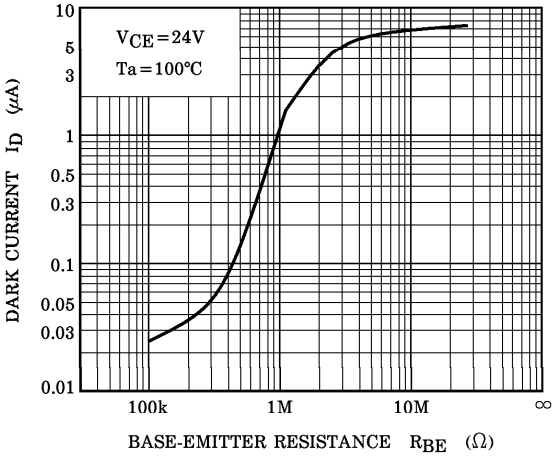

SWITCHING CHARACTERISTICS – R_L
(SATURATED OPERATION)

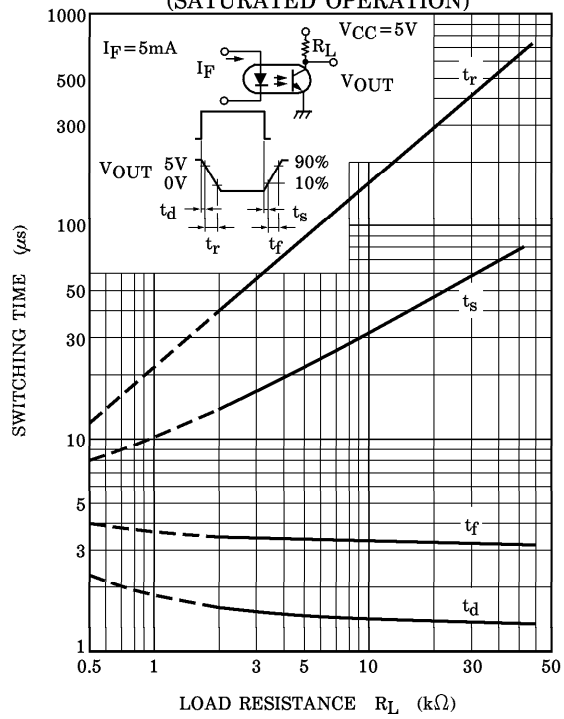

R_{BE} – SWITCHING CHARACTERISTICS
(SATURATED OPERATION)

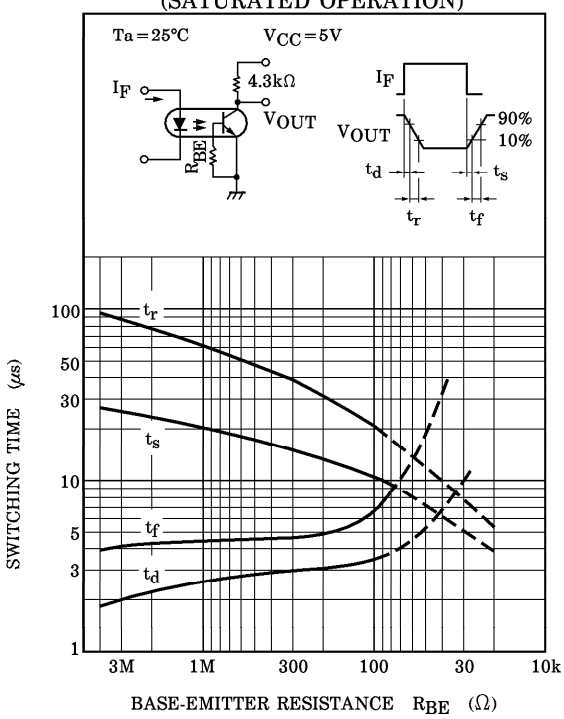

RESTRICTIONS ON PRODUCT USE

000707EBC

- TOSHIBA is continually working to improve the quality and reliability of its products. Nevertheless, semiconductor devices in general can malfunction or fail due to their inherent electrical sensitivity and vulnerability to physical stress. It is the responsibility of the buyer, when utilizing TOSHIBA products, to comply with the standards of safety in making a safe design for the entire system, and to avoid situations in which a malfunction or failure of such TOSHIBA products could cause loss of human life, bodily injury or damage to property.
  In developing your designs, please ensure that TOSHIBA products are used within specified operating ranges as set forth in the most recent TOSHIBA products specifications. Also, please keep in mind the precautions and conditions set forth in the "Handling Guide for Semiconductor Devices," or "TOSHIBA Semiconductor Reliability Handbook" etc..
- The TOSHIBA products listed in this document are intended for usage in general electronics applications (computer, personal equipment, office equipment, measuring equipment, industrial robotics, domestic appliances, etc.). These TOSHIBA products are neither intended nor warranted for usage in equipment that requires extraordinarily high quality and/or reliability or a malfunction or failure of which may cause loss of human life or bodily injury ("Unintended Usage"). Unintended Usage include atomic energy control instruments, airplane or spaceship instruments, transportation instruments, traffic signal instruments, combustion control instruments, medical instruments, all types of safety devices, etc.. Unintended Usage of TOSHIBA products listed in this document shall be made at the customer's own risk.
- Gallium arsenide (GaAs) is a substance used in the products described in this document. GaAs dust and fumes are toxic. Do not break, cut or pulverize the product, or use chemicals to dissolve them. When disposing of the products, follow the appropriate regulations. Do not dispose of the products with other industrial waste or with domestic garbage.
- The products described in this document are subject to the foreign exchange and foreign trade laws.
- The information contained herein is presented only as a guide for the applications of our products. No responsibility is assumed by TOSHIBA CORPORATION for any infringements of intellectual property or other rights of the third parties which may result from its use. No license is granted by implication or otherwise under any intellectual property or other rights of TOSHIBA CORPORATION or others.
- The information contained herein is subject to change without notice.

ENTEGRECİ

Bu belge www.entegreci.com üzerinden sunulmaktadır.

Elektronik komponent tedarikinde Entegreci

Entegreci, Eskişehir merkezli, Türkiye geneline satış yapan bir elektronik komponent mağazasıdır. Entegreler (IC), mikrodenetleyiciler, transistörler, diyotlar, pasif elemanlar, konnektörler, modüller ve geliştirme kartları tek adetten seri üretim adetlerine kadar satılır. Ürün sayfalarında güncel stok durumunu, fiyatı ve datasheet bağlantısını bulabilirsiniz.

Parça koduyla arama

Üretici parça numarasını yazın; stok ve fiyatı hemen görün.

www.entegreci.com

Ürün kategorileri

Entegreden kapasitöre tüm elektronik komponent kategorileri.

Kategorilere göz atın

Üreticiler

Aradığınız üreticinin ürünlerini tek sayfada inceleyin.

Üreticileri görün

Toplu alım ve teklif

Listede olmayan ya da yüksek adetli parçalar için teklif isteyin.

Teklif isteyin

www.entegreci.com | **destek@entegreci.com** | **0850 305 90 34**

Entegreci is an online electronic components store based in Türkiye. Search by manufacturer part number to see stock, prices and datasheets for integrated circuits, microcontrollers, transistors, passive components and connectors, or request a quote for parts that are not listed.

Bu sayfa Entegreci tarafından eklenmiştir. Belgenin önceki sayfaları asıl yayıncısına aittir ve içeriği değiştirilmemiştir; en güncel sürüm için belgenin yayıncısına başvurun.