■ Package Dimensions :

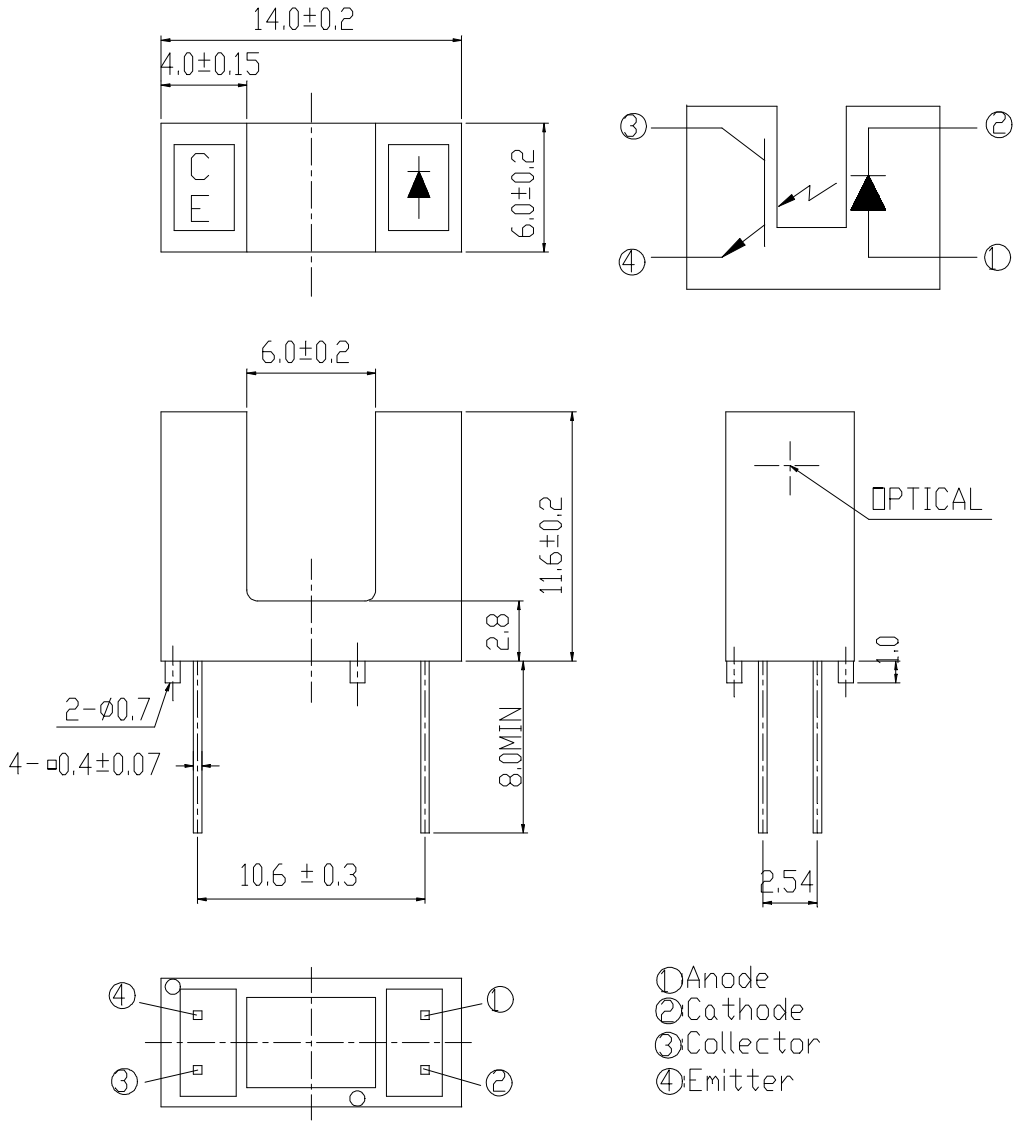

DESIGNER	CHECKER	APPROVED

Office: NO 25,Lane 76,Chung Yang Rd,,Sec.3
Tucheng, Taipei 236,Taiwan, R.O.C.
TEL: 886-2-2267-2000,2267-9936(22Lines)
FAX: 886-2-2267-6189

◎**Notes**：

1. All dimensions are in millimeter.
2. General Tolerance:± 0.2mm
3. Lead spacing is measured where the lead emerge from the package.
4. Above specification may be changed without notice. EVERLIGHT will reserve authority on material change for above specification.
5. These specification sheets include materials protected under copyright of EVERLIGHT corporation. Please don't reproduce or cause anyone to reproduce them without EVERLIGHT's consent.
6. When using this product , please observe the absolute maximum ratings and the instructions for use outlined in these specification sheets. EVERLIGHT assumes no responsibility for any damage resulting from use of the product which does not comply with the absolute maximum ratings and the instructions included in these specification sheets.

■ Descriptions:

The ITR8402 (Slot Optical Switch) is a gallium arsenide infrared emitting diode which is coupled with a silicon photo transistor in a plastic housing. The packaging system is designed to optimizes the mechanical resolution, coupling efficiency, and insulates ambient light. The slot in the housing a provides a means of interrupting the signal with printer, scanner, copier, or other opaque material, switching the output from an " ON" to" OFF" state.

■ Features:

- Wide gap between light emitter and detector(6.0mm)
- High sensing accuracy
- PWB mounting type package

■ Applications:

- Copier
- Printer
- Facsimile
- Ticket vending machine
- Opto-electronic switch

■ Absolute Maximum Ratings (Ta=25℃)

Parameter		Symbol	Ratings	Unit
Input	Power Dissipation at(or below) 25℃ Free Air Temperature	Pd	75	mW
	Reverse Voltage	V_R	5	V
	Forward Current	I_F	50	mA
	Peak Forward Current Pulse width ≦100μs, Duty cycle=1%	I_{FP}	1	A
Output	Collector Power Dissipation	P_C	75	mW
	Collector Current	I_C	20	mA
	Collector-Emitter Voltage	V_{CEO}	30	V
	Emitter-Collector Voltage	V_{ECO}	5	V
Operating Temperature		Topr	-25~+85	℃
Storage Temperature		Tstg	-40~+85	℃
Lead Soldering Temperature (1/16 inch from body for 5 seconds)		Tsol	260	℃

■ Electro-Optical Characteristics (Ta=25℃

Parameter		Symbol	Min.	Typ.	Max.	Unit	Condition
Input	Forward Voltage	V_F	-	1.2	1.5	V	I_F=20mA
	Reverse Current	I_R	-	-	10	μA	V_R=5V
	Peak Wavelength	λ_P	-	940	-	nm	I_F=20mA
	View Angle	2•¶1/2	-	60	-	Deg	I_F=20mA
Output	Collector Dark Current	I_{CEO}	-	-	100	nA	V_{CE}=20V Ee=0mW/cm^2
Transfer Characteristic	C-E Saturation Voltage	V_{CE}(sat)	-	-	0.4	V	I_C=0.5mA Ee=10mW/cm^2
	Collector Current	I_C(ON)	0.5	-	-	mA	V_{CE}=5V I_F=20mA
	Rise time	t_r	-	15	-	μsec	V_{CE}=5V
	Fall time	t_f	-	15	-	μsec	I_C=1mA R_L=1KΩ

■ Typical Characteristics For IR

Fig. 1 Forward Current vs. Ambient Temperature

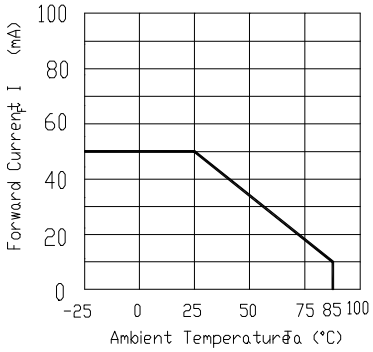

Fig. 2 Spectral Distribution

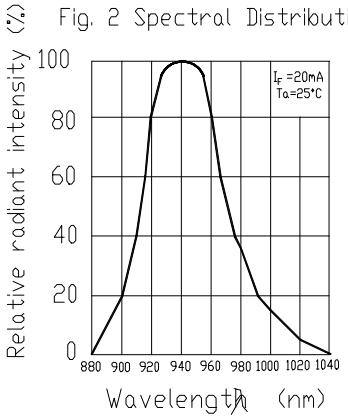

Fig. 3 Peak Emission Wavelength vs. Ambient Temperature

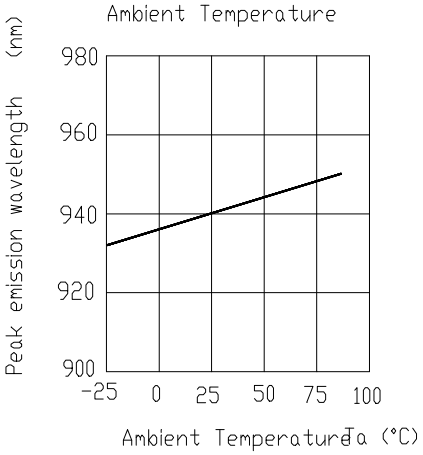

Fig. 4 Forward Current vs. Forward Voltage

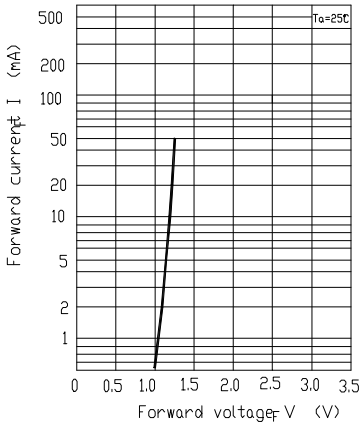

Fig. 5 Forward Voltage vs. Ambient Temperature

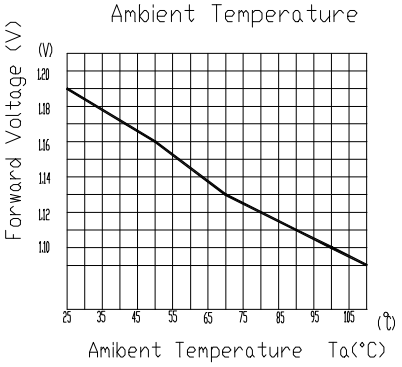

Fig. 6 Relative Radiant Intensity Angular Displacement

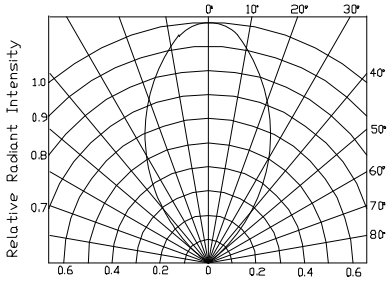

■Typical Characteristics For PT

Fig.1 Collector Power Dissipation vs. Ambient Temperature

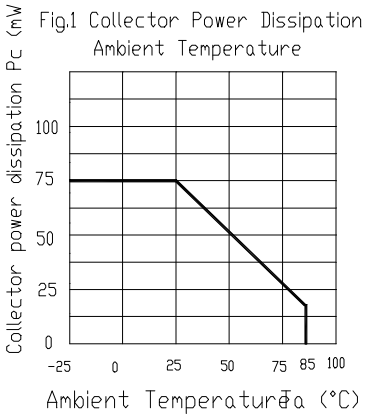

Fig.2 Collector Dark Current vs. Ambient Temperature

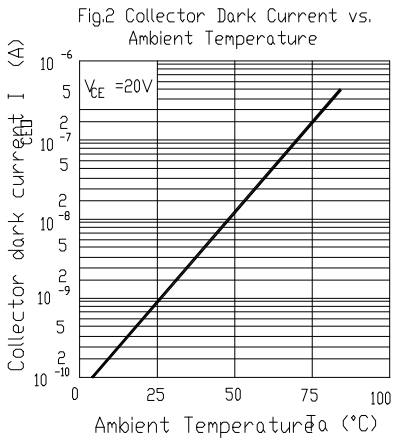

Fig.3 Spectral Sensitivity

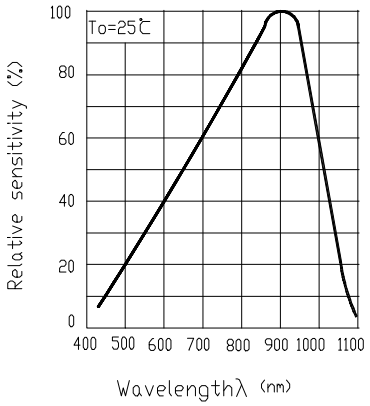

Fig.4 Collector Current vs. Collector-emitter Voltage



■Typical Characteristics For ITR

Fig.1 Relative Collector Current vs. Shield Distance(1)

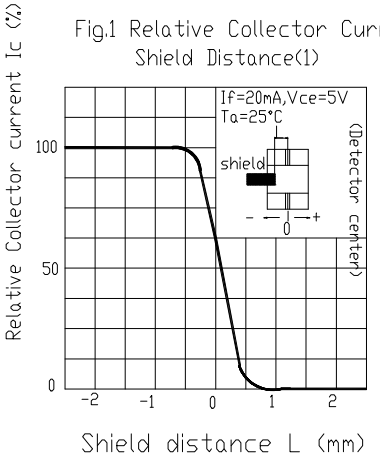

Fig.2 Relative Collector Current vs. Shield Distance(2)

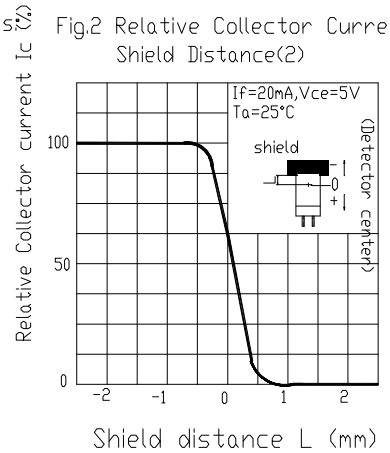

■Reliability test item and condition

The reliability of products shall be satisfied with item listed below:

Confidence level :90% LTPD:10%

Parameter	Purpose & Condition	Failure Judgement Criteria	Samples(n) Defective(c)
Temperature Cycle	Evaluates product's ability to withstand exposure to high temperature, low temperature, and temperature variation between two limit temperature. Standard test Condition: 85°C ~25°C ~-55°C ~25°C ↓ ↓ ↓ ↓ 30min 5min 30min 5min 50 cycle	$I_R \geqq U \times 2$ $Ic(on) \leqq L \times 0.8$ $V_F \geqq U \times 1.2$ U：Upper specification limit L：Lower specification limit	n =22，c=0
Thermal Shock	Evaluates product's ability to withstand rapid temperature change Standard test Condition: 85°C ~ -55°C 5min 5min 50cycle		n =22，c=0
High Temperature Storage	Evaluates product's ability to withstand prolonged storage at high temperature Standard test Condition: Temperature : 100 °C Time : 1000hrs		n =22，c=0
Low Temperature Storage	Evaluates product's ability to withstand prolonged storage at low temperature Standard test Condition: Temperature : -55 °C Time : 1000hrs		n =22，c=0

Parameter	Purpose & Condition	Failure Judgement Criteria	Samples(n) Defective(c)
Operating Life Test	Evaluates product's endurance to prolonged electrical or temperature stresses. Standard test Condition: V_{CE}=5V I_F=20mA Time : 1000hrs	I_R ≧ U x 2 Ic(on) ≦ L x 0.8 V_F ≧ U x 1.2 U：Upper specification limit L：Lower specification limit	n =22，c=0
High Temperature High Humidity	Evaluates product's ability to withstand prolonged storage at high temperature and high humidity. Standard test Condition: Temperature: 85℃ Relative humidity:85% Time : 1000hrs		n =22，c=0
Soldering Heat	Evaluates product's ability to withstand soldering heat Standard test conditions Solder temperature : 260±5℃ Solder time : 10 seconds		n =22，c=0

■Supplements

1.Parts

(1) Chip

Type	Material	Peak Wavelength
IR	GaAs	940 nm
PT	Silicon	860 nm

(2)Material

Type	Lead frame	Wire	Part Package	Holder
Material	SPCC	Gold	Epoxy	PBT

■Packing Specifications

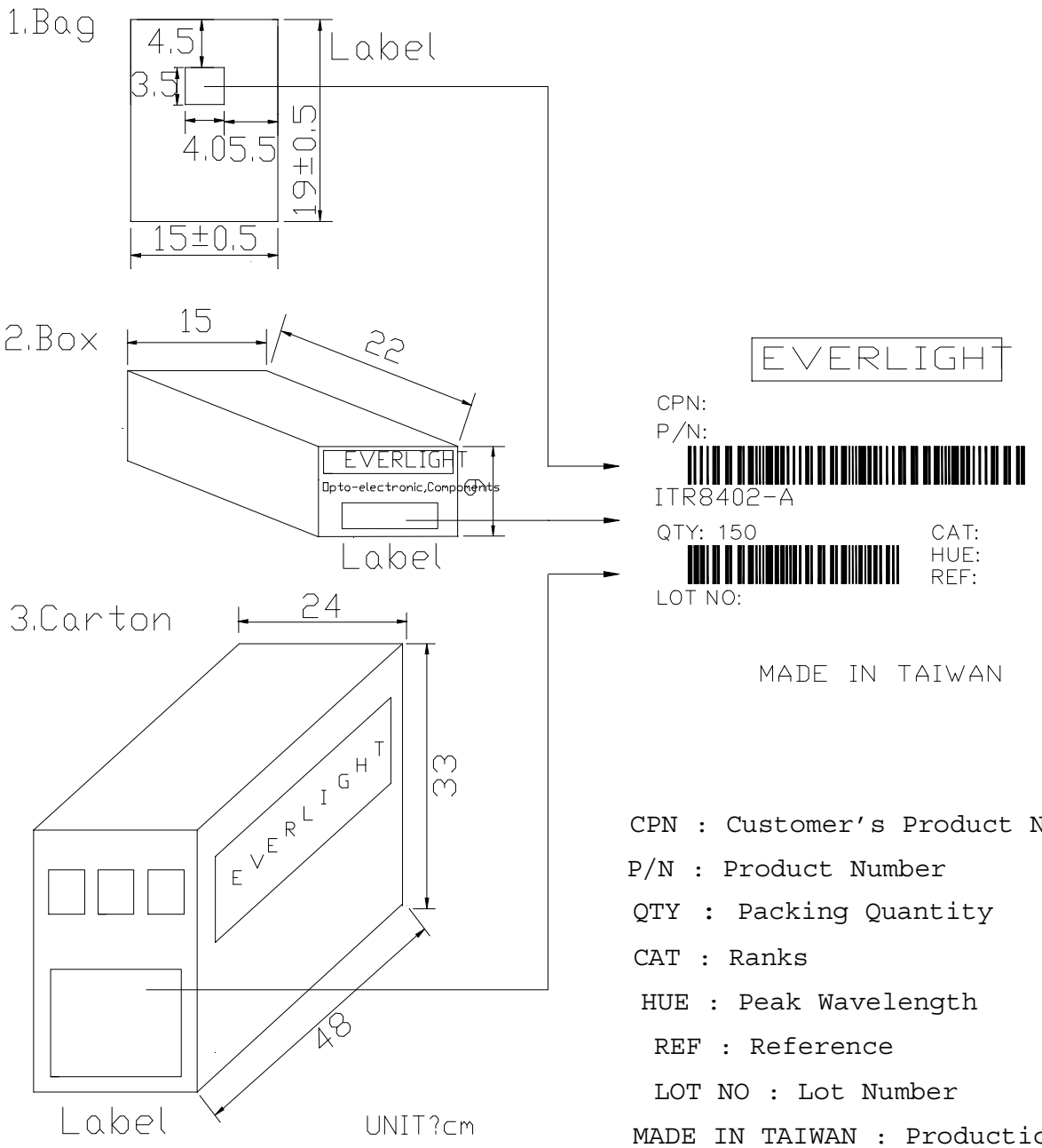

CPN : Customer's Product Number
P/N : Product Number
QTY : Packing Quantity
CAT : Ranks
HUE : Peak Wavelength
REF : Reference
LOT NO : Lot Number
MADE IN TAIWAN : Production place

■Packing Quantity Specification

1.150Pcs/1Bag，4Bags/1Box
2.10Boxes/1Carton

ENTEGRECİ

Bu belge www.entegreci.com üzerinden sunulmaktadır.

Elektronik komponent tedarikinde Entegreci

Entegreci, Eskişehir merkezli, Türkiye geneline satış yapan bir elektronik komponent mağazasıdır. Entegreler (IC), mikrodenetleyiciler, transistörler, diyotlar, pasif elemanlar, konnektörler, modüller ve geliştirme kartları tek adetten seri üretim adetlerine kadar satılır. Ürün sayfalarında güncel stok durumunu, fiyatı ve datasheet bağlantısını bulabilirsiniz.

Parça koduyla arama

Üretici parça numarasını yazın; stok ve fiyatı hemen görün.

www.entegreci.com

Ürün kategorileri

Entegreden kapasitöre tüm elektronik komponent kategorileri.

Kategorilere göz atın

Üreticiler

Aradığınız üreticinin ürünlerini tek sayfada inceleyin.

Üreticileri görün

Toplu alım ve teklif

Listede olmayan ya da yüksek adetli parçalar için teklif isteyin.

Teklif isteyin

www.entegreci.com | **destek@entegreci.com** | **0850 305 90 34**

Entegreci is an online electronic components store based in Türkiye. Search by manufacturer part number to see stock, prices and datasheets for integrated circuits, microcontrollers, transistors, passive components and connectors, or request a quote for parts that are not listed.

Bu sayfa Entegreci tarafından eklenmiştir. Belgenin önceki sayfaları asıl yayıncısına aittir ve içeriği değiştirilmemiştir; en güncel sürüm için belgenin yayıncısına başvurun.