ABS2005 thru ABS210

2.0 A Single-Phase Glass Passivated Bridge Rectifiers

RoHS COMPLIANT

ABS

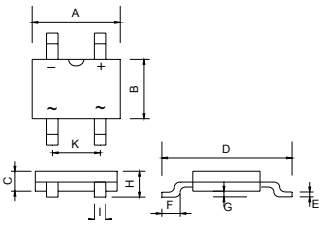

ABS		
Dim	Min	Max
A	4.80	5.20
B	4.30	4.60
C	1.20	1.50
D	6.15	6.65
E	0.15	0.35
F	0.30	0.90
G	0.20MAX	
H	1.35	1.65
I	0.60	0.80
K	3.80	4.20
All Dimensions in mm		

Features

- This series is UL listed under the Recognized Component Index, file number E142814
- The plastic material used carries Underwriters Laboratory flammability recognition 94V-0
- Ideal for printed circuit board application
- High temperature soldering guaranteed 260 °C /5 seconds at 5 lbs (2.3kg) tension

Mechanical Data

Case: Molded plastic
Terminals: Plated leads solderable per MIL-STD-202, Method 208
Polarity: Marked on body
Mounting Position: Any

Maximum Ratings & Thermal Characteristics

Rating at 25°C ambient temperature unless otherwise specified, Resistive or Inductive load, 60 Hz.
For Capacitive load derate current by 20%.

Parameter	Symbol	ABS 2005	ABS 201	ABS 202	ABS 204	ABS 206	ABS 208	ABS 210	unit
Maximum repetitive peak reverse voltage	VRRM	50	100	200	400	600	800	1000	V
Maximum RMS bridge input voltage	VRMS	35	70	140	280	420	560	700	V
Maximum DC blocking voltage	VDC	50	100	200	400	600	800	1000	V
Maximum average forward rectified output current at TA=40°C	IF(AV)	2							A
Peak forward surge current single sine-wave superimposed on rated load (JEDEC Method)	IFSM	50							A
Rating for fusing (t<8.3ms)	I^2t	15							A^2sec
Typical thermal resistance per element (1)	ReJA	25							°C / W
Operating junction and storage temperature range	TJ, TSTG	-55 to + 150							°C

Electrical Characteristics

Rating at 25°C ambient temperature unless otherwise specified. Resistive or Inductive load, 60Hz.
For Capacitive load derate by 20 %.

Parameter	Symbol	ABS 2005	ABS 201	ABS 202	ABS 204	ABS 206	ABS 208	ABS 210	Unit
Maximum instantaneous forward voltage drop per leg at 2A	VF	1.1							V
Maximum DC reverse current at rated DC blocking voltage per element TA =25°C TA =125°C	IR	10 500							μA

Notes: (1)Thermal resistance from Junction to Ambemt on P.C.board mounting.
(2)Measured at 2.0MHz and applied reverse voltage of 4.0 volts.

ABS2005 thru ABS210

2.0 A Single-Phase Glass Passivated Bridge Rectifiers

RoHS COMPLIANT

Fig. 1 Derating Curve for Output Rectified Current

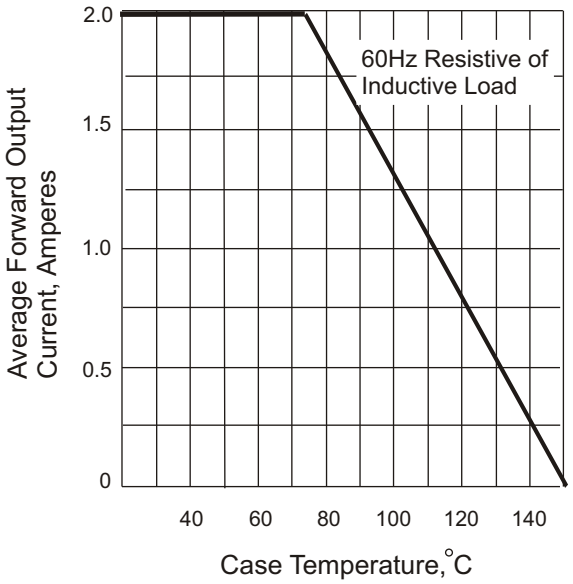

Fig. 2 Maximum Non-repetitive Peak Forward Surge Current

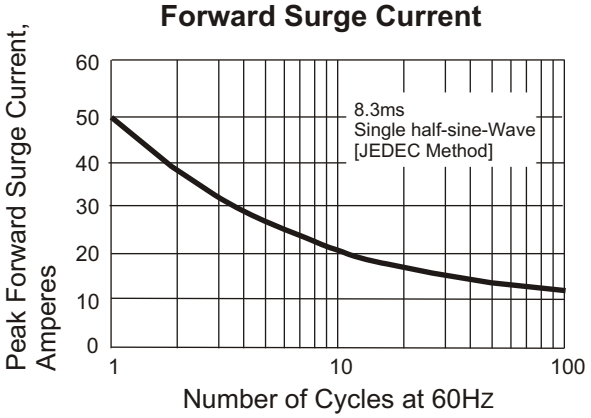

Fig. 3 Typical Instantaneous Forward Characteristics

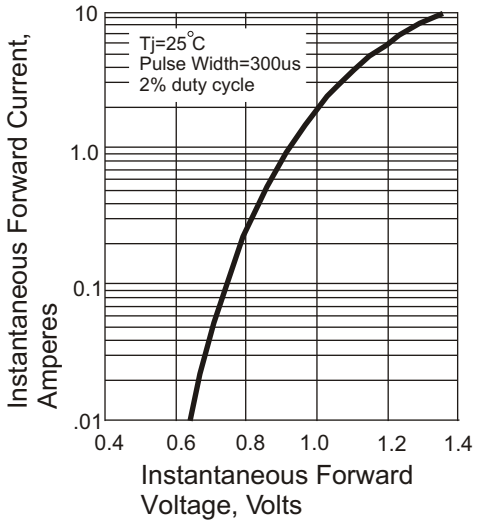

Fig. 4 Typical Revers Characteristics

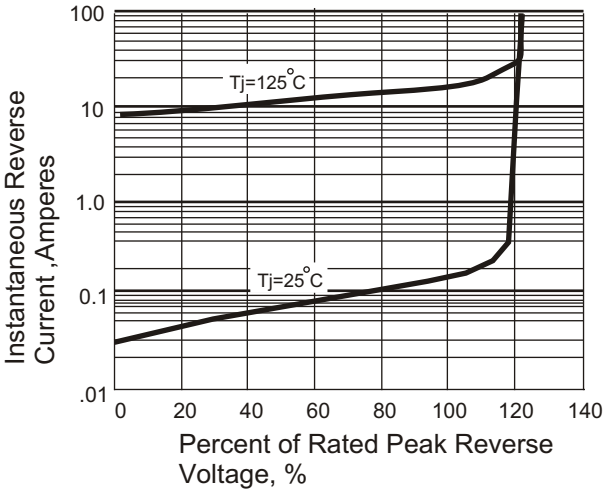

Fig. 5 Typical Junction Capacitance

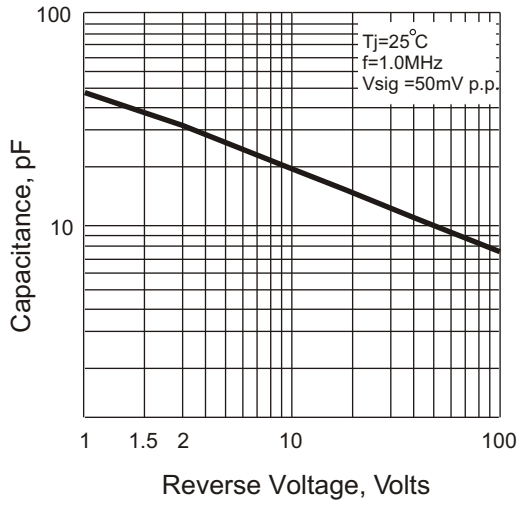

ENTEGRECİ

Bu belge www.entegreci.com üzerinden sunulmaktadır.

Elektronik komponent tedarikinde Entegreci

Entegreci, Eskişehir merkezli, Türkiye geneline satış yapan bir elektronik komponent mağazasıdır. Entegreler (IC), mikrodenetleyiciler, transistörler, diyotlar, pasif elemanlar, konnektörler, modüller ve geliştirme kartları tek adetten seri üretim adetlerine kadar satılır. Ürün sayfalarında güncel stok durumunu, fiyatı ve datasheet bağlantısını bulabilirsiniz.

Parça koduyla arama

Üretici parça numarasını yazın; stok ve fiyatı hemen görün.

www.entegreci.com

Ürün kategorileri

Entegreden kapasitöre tüm elektronik komponent kategorileri.

Kategorilere göz atın

Üreticiler

Aradığınız üreticinin ürünlerini tek sayfada inceleyin.

Üreticileri görün

Toplu alım ve teklif

Listede olmayan ya da yüksek adetli parçalar için teklif isteyin.

Teklif isteyin

www.entegreci.com | **destek@entegreci.com** | **0850 305 90 34**

Entegreci is an online electronic components store based in Türkiye. Search by manufacturer part number to see stock, prices and datasheets for integrated circuits, microcontrollers, transistors, passive components and connectors, or request a quote for parts that are not listed.

Bu sayfa Entegreci tarafından eklenmiştir. Belgenin önceki sayfaları asıl yayıncısına aittir ve içeriği değiştirilmemiştir; en güncel sürüm için belgenin yayıncısına başvurun.