SS32 THRU SS3200

SURFACE MOUNT SCHOTTKY BARRIER RECTIFIER

Reverse Voltage - 20 to 200 Volts Forward Current - 3.0 Amperes

DO-214AC/SMA2

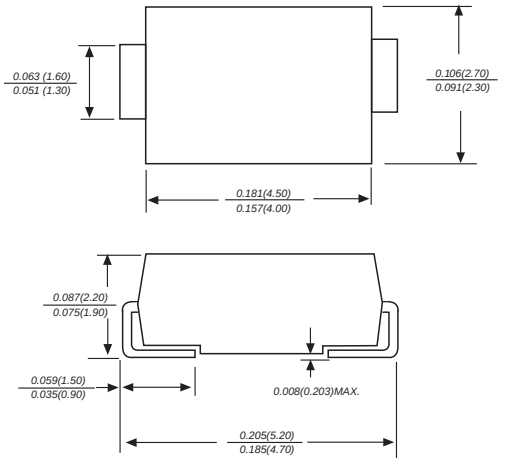

Dimensions in inches and (millimeters)

FEATURES

- The plastic package carries Underwriters Laboratory Flammability Classification 94V-0
- For surface mounted applications
- Low reverse leakage
- Built-in strain relief,ideal for automated placement
- High forward surge current capability
- High temperature soldering guaranteed: 250℃/10 seconds at terminals

MECHANICAL DATA

Case: JEDEC DO-214AC molded plastic body
Terminals: leads solderable per MIL-STD-750, Method 2026
Polarity: Color band denotes cathode end
Mounting Position: Any
Weight:0.002 ounce, 0.07 grams

MAXIMUM RATINGS AND ELECTRICAL CHARACTERISTICS

Ratings at 25℃ ambient temperature unless otherwise specified.
Single phase half-wave 60Hz,resistive or inductive load,for capacitive load current derate by 20%.

MDD Catalog Number	*SYMBOLS*	SS32	SS33	SS34	SS35	SS36	SS38	SS310	SS3150	SS3200	UNITS
Marking code		MDD SS32	MDD SS33	MDD SS34	MDD SS35	MDD SS36	MDD SS38	MDD SS310	MDD SS3150	MDD SS3200	
Maximum repetitive peak reverse voltage	V_{RRM}	20	30	40	50	60	80	100	150	200	VOLTS
Maximum RMS voltage	V_{RMS}	14	21	28	35	42	56	70	105	150	VOLTS
Maximum DC blocking voltage	V_{DC}	20	30	40	50	60	80	100	150	200	VOLTS
Maximum average forward rectified current at T_L(see fig.1)	$I_{(AV)}$	3.0									Amps
Peak forward surge current 8.3ms single half sine-wave superimposed on rated load (JEDEC Method)	I_{FSM}	80.0									Amps
Maximum instantaneous forward voltage at 3.0A	V_F	0.55			0.70		0.85			0.95	Volts
Maximum DC reverse current T_A=25℃	I_R	0.5							0.2		mA
at rated DC blocking voltage T_A=100℃		20					10		2.0		
Typical junction capacitance (NOTE 1)	C_J	500			300						pF
Typical thermal resistance (NOTE 2)	$R_{\theta JA}$	55.0									°C/W
Operating junction temperature range	T_J,	-50 to +125					-50 to +150				°C
Storage temperature range	T_{STG}	-50 to +150									°C

Note:1.Measured at 1MHz and applied reverse voltage of 4.0V D.C.
2.P.C.B. mounted with 0.2x0.2"(5.0x5.0mm) copper pad areas

www.microdiode.com

RATINGS AND CHARACTERISTIC CURVES SS32 THRU SS3200

FIG. 1- FORWARD CURRENT DERATING CURVE

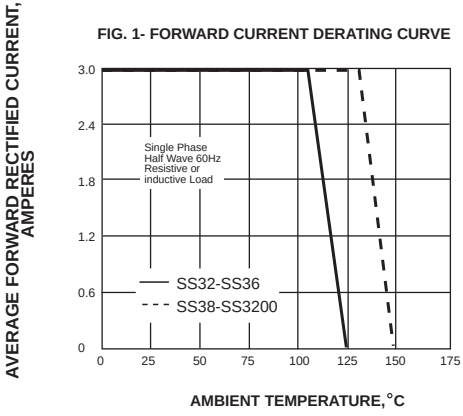

FIG. 2-MAXIMUM NON-REPETITIVE PEAK FORWARD SURGE CURRENT

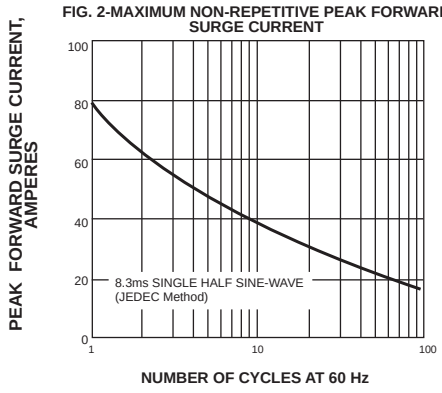

FIG. 3-TYPICAL INSTANTANEOUS FORWARD CHARACTERISTICS

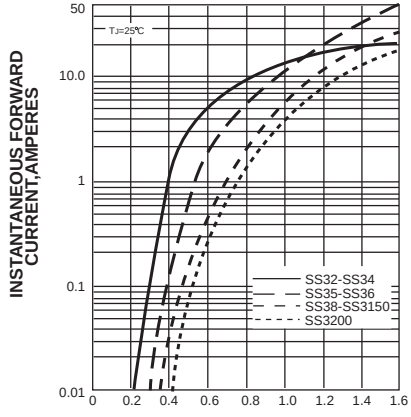

FIG. 4-TYPICAL REVERSE CHARACTERISTICS

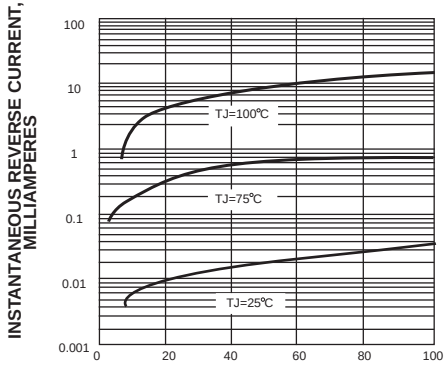

FIG. 5-TYPICAL JUNCTION CAPACITANCE

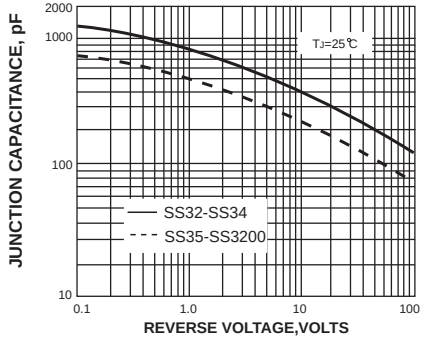

FIG. 6-TYPICAL TRANSIENT THERMAL IMPEDANCE

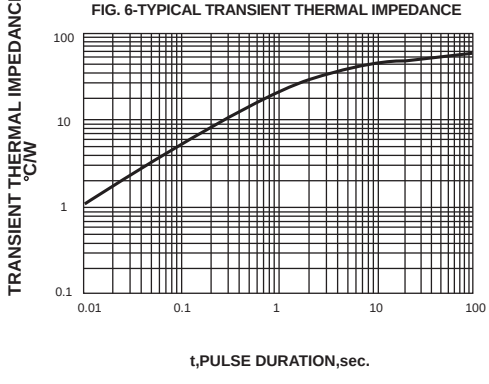

The cruve graph is for reference only, can't be the basis for judgment(曲线图仅供参考)!

www.microdiode.com

ENTEGRECİ

Bu belge www.entegreci.com üzerinden sunulmaktadır.

Elektronik komponent tedarikinde Entegreci

Entegreci, Eskişehir merkezli, Türkiye geneline satış yapan bir elektronik komponent mağazasıdır. Entegreler (IC), mikrodenetleyiciler, transistörler, diyotlar, pasif elemanlar, konnektörler, modüller ve geliştirme kartları tek adetten seri üretim adetlerine kadar satılır. Ürün sayfalarında güncel stok durumunu, fiyatı ve datasheet bağlantısını bulabilirsiniz.

Parça koduyla arama

Üretici parça numarasını yazın; stok ve fiyatı hemen görün.

www.entegreci.com

Ürün kategorileri

Entegreden kapasitöre tüm elektronik komponent kategorileri.

Kategorilere göz atın

Üreticiler

Aradığınız üreticinin ürünlerini tek sayfada inceleyin.

Üreticileri görün

Toplu alım ve teklif

Listede olmayan ya da yüksek adetli parçalar için teklif isteyin.

Teklif isteyin

www.entegreci.com | **destek@entegreci.com** | **0850 305 90 34**

Entegreci is an online electronic components store based in Türkiye. Search by manufacturer part number to see stock, prices and datasheets for integrated circuits, microcontrollers, transistors, passive components and connectors, or request a quote for parts that are not listed.

Bu sayfa Entegreci tarafından eklenmiştir. Belgenin önceki sayfaları asıl yayıncısına aittir ve içeriği değiştirilmemiştir; en güncel sürüm için belgenin yayıncısına başvurun.