S3A - S3M

Voltage Range - 50 to 1000 V

Forward Current - 3 Ampere

SURFACE MOUNT RECTIFIER

FEATURES

- Automotive Grade Diode
- Plastic package has underwrites laboratory flammability Classification 94V-0
- For surface mounted applications
- Low profile package
- Built-in strain relief, ideal for automated placement
- Glass Passivated chip junction
- High temperature soldering: 250℃/10 second at terminals

DO-214AB(SMC)

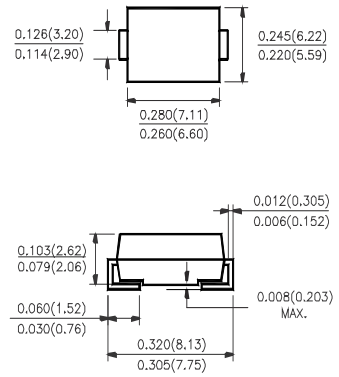

Dimensions in inches and (millimeters)

MECHANICAL DATA

- Case: JEDED DO-214AA molded plastic over glass passivated chip
- Terminals: Solder plated, Solderable per MIL-STD-750, method 2026
- Polarity: Color band denotes cathode end
- Weight: 0.007ounce, 0.25 gram

MAXIMUM RATINGS AND ELECTRICAL CHARACTERISTICS

- Ratings at 25℃ ambient temperature unless otherwise specified

PARAMETER		SYMBOLS	S3A	S3B	S3D	S3G	S3J	S3K	S3M	UNIT
Maximum Repetitive Peak Reverse Voltage		V_{RRM}	50	100	200	400	600	800	1000	Volts
Maximum RMS Voltage		V_{RMS}	35	70	140	280	420	560	700	Volts
Maximum DC Blocking Voltage		V_{DC}	50	100	200	400	600	800	1000	Volts
Maximum Average Forward Rectified Current at T_L=100℃ (NOTE 3)		$I_{(AV)}$	3.0							Amps
Peak Forward Surge Current 8.3ms single half sine wave superimposed on rated load (JEDEC method) T_L=100℃		I_{FSM}	100							Amps
Maximum Instantaneous Forward Voltage at 3.0A		V_F	1							Volts
Maximum DC Reverse Current at rated DC Blocking Voltage	T_A = 25℃	I_R	10.0							μA
	T_A = 125℃		250							
Typical Reverse Recovery Time (NOTE 1)		T_{rr}	2.5							μs
Typical junction capacitance (NOTE 2)		C_J	60							pF
Typical Thermal Resistance (NOTE 3)		$R_{\theta JL}$	47							℃/W
		$R_{\theta JA}$	13							
Operating and Storage Temperature Range		T_J,T_{STG}	-55 to +150							℃

Notes:

1. Reverse recovery test conditions: I_F =0.5A, I_R =1.0A, Irr =0.25A
2. Measured at 1.0MHz and applied reverse voltage of 4.0 Volts
3. Thermal resistance from Junction to ambient and from junction to lead mounted on P.C.B.with 0.3×0.3″(8.0 × 8.0mm) copper pad areas.

This PDF is a property of Master Instrument Corporation.

Email: sales@micindia.com Website: www.micindia.com

S3A - S3M

Voltage Range - 50 to 1000 V
Forward Current - 3 Ampere

SURFACE MOUNT RECTIFIER

RATINGS AND CHARACTERISTIC CURVES S3A - S3M

F1G.1-FORWARD CURRENT DERATING CURVE

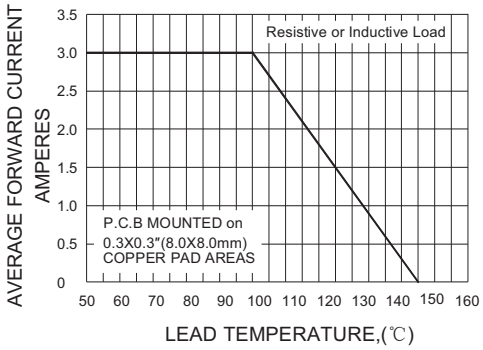

F1G.2-MAXIMUM NON-REPETITIVE PEAK FORWARD SURGE CURRENT

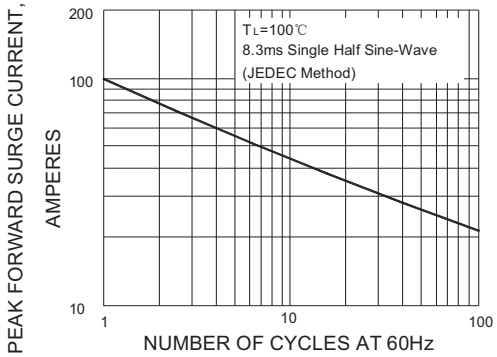

F1G.3-TYPICAL INSTANTANEOUS FORWARD CHARACTERISTICS

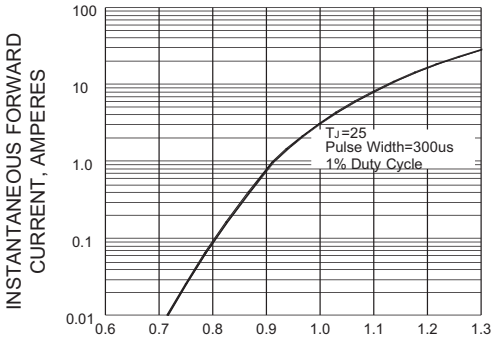

F1G.4-TYPICAL REVERSE CHARACTERISTICS

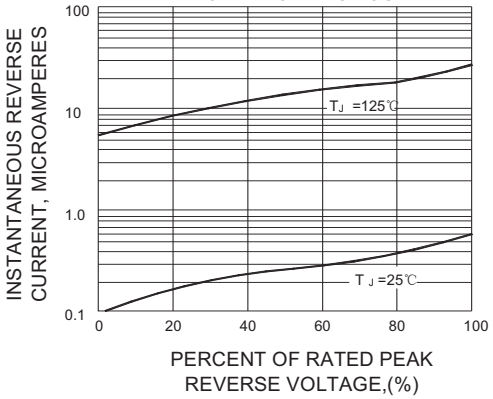

F1G.5-TYPICAL JUNCTION CAPACITANCE

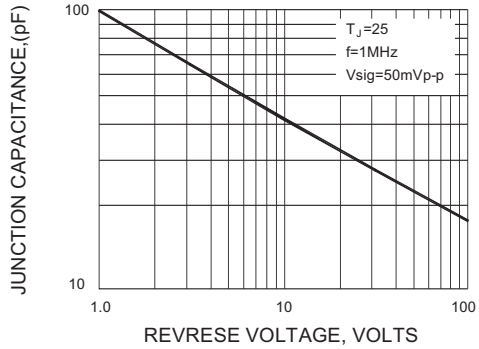

F1G.6-TYPICAL TRANSIENT THERMAL IMPEDANCE

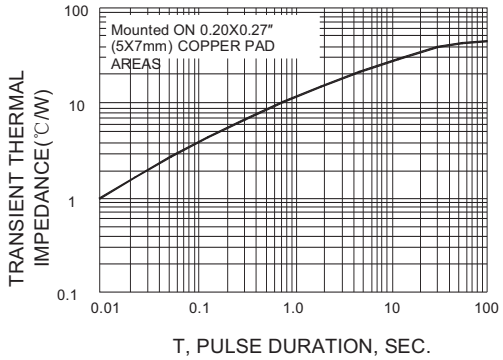

Disclaimer

All product, product specifications and data are subject to change without notice to improve reliability, function or design or otherwise.

This PDF is a property of Master Instrument Corporation.

Email: sales@micindia.com Website: www.micindia.com

ENTEGRECİ

Bu belge www.entegreci.com üzerinden sunulmaktadır.

Elektronik komponent tedarikinde Entegreci

Entegreci, Eskişehir merkezli, Türkiye geneline satış yapan bir elektronik komponent mağazasıdır. Entegreler (IC), mikrodenetleyiciler, transistörler, diyotlar, pasif elemanlar, konnektörler, modüller ve geliştirme kartları tek adetten seri üretim adetlerine kadar satılır. Ürün sayfalarında güncel stok durumunu, fiyatı ve datasheet bağlantısını bulabilirsiniz.

Parça koduyla arama

Üretici parça numarasını yazın; stok ve fiyatı hemen görün.

www.entegreci.com

Ürün kategorileri

Entegreden kapasitöre tüm elektronik komponent kategorileri.

Kategorilere göz atın

Üreticiler

Aradığınız üreticinin ürünlerini tek sayfada inceleyin.

Üreticileri görün

Toplu alım ve teklif

Listede olmayan ya da yüksek adetli parçalar için teklif isteyin.

Teklif isteyin

www.entegreci.com | **destek@entegreci.com** | **0850 305 90 34**

Entegreci is an online electronic components store based in Türkiye. Search by manufacturer part number to see stock, prices and datasheets for integrated circuits, microcontrollers, transistors, passive components and connectors, or request a quote for parts that are not listed.

Bu sayfa Entegreci tarafından eklenmiştir. Belgenin önceki sayfaları asıl yayıncısına aittir ve içeriği değiştirilmemiştir; en güncel sürüm için belgenin yayıncısına başvurun.