AXIAL SILASTIC GUARD JUNCTION STANDARD RECTIFIER

1N4001 THRU 1N4007

VOLTAGE RANGE **50 to 1000 Volts**
CURRENT **1.0 Ampere**

DO-41

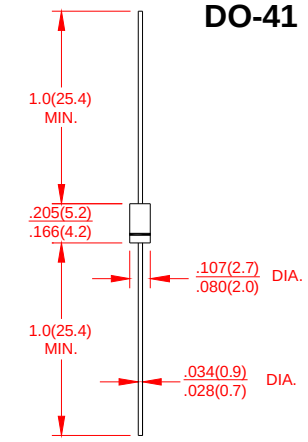

Dimensions in inches and (millimeters)

FEATURES

- Low coat construction
- Low forward voltage drop
- Low reverse leakage
- High forward surge current capability
- High temperature soldering guaranteed:
  260℃/10 secods/.375"(9.5mm)lead length at 5 lbs(2.3kg) tension

MECHANICAL DATA

- Case: Transfer molded plastic
- Epoxy: UL94V-O rate flame retardant
- Polarity: Color band denotes cathode end
- Lead: Plated axial lead, solderable per MIL-STD-202E method 208C
- Mounting position: Any
- Weight: 0.012 ounce, 0.33 grams

MAXIMUM RATINGS AND ELECTRICAL CHARACTERISTICS

- Ratings at 25°C ambient temperature unless otherwise specified
- Single Phase, half wave, 60Hz, resistive or inductive load
- For capacitive load derate current by 20%

	SYMBOLS	1N4001	1N4002	1N4003	1N4004	1N4005	1N4006	1N4007	UNIT
Maximum Repetitive Peak Reverse Voltage	V_{RRM}	50	100	200	400	600	800	1000	Volts
Maximum RMS Voltage	V_{RMS}	35	70	140	280	420	560	700	Volts
Maximum DC Blocking Voltage	V_{DC}	50	100	200	400	600	800	1000	Volts
Maximum Average Forward Rectified Current 0.375"(9.5mm) lead length at T_A= 25℃	$I_{(AV)}$	1.0							Amps
Peak Forward Surge Current 8.3mS single half sine wave superimposed on rated load (JEDEC method)	I_{FSM}	30							Amps
Maximum Instantaneous Forward Voltage @ 1.0A	V_F	1.1							Volts
Maximum DC Reverse Current at Rated DC Blocking Voltage per element T_A = 25℃	I_R	5.0							μA
Maximum DC Reverse Current at Rated DC Blocking Voltage per element T_A = 100℃		50							
Maximum Full Load Reverse Current, full cycle average 0.375"(9.5mm)lead length at T_L=75℃	$I_{R(AV)}$	30							μA
Typical Junction Capacitance (Note 1)	C_J	13							pF
Typical Thermal Resistance (Note 2)	$R_{\theta JA}$	50							℃/W
Operating Junction Temperature Range	T_J	-55 to +150							℃
Storage Temperature Range	T_{STG}	-55 to +150							℃

Notes:

1. Measured at 1.0MHz and Applied Reverse Voltage of 4.0V DC.
2. Thermal Resistance from junction to terminal 6.0mm^2 copper pads to each terminal.
3. The chip size is 40mil×40mil

AXIAL SILASTIC GUARD JUNCTION STANDARD RECTIFIER

1N4001 THRU 1N4007	VOLTAGE RANGE	50 to 1000 Volts
	CURRENT	1.0 Ampere

RATING AND CHRACTERISTIC CURVES 1N4001 Thur 1N4007

FIG.1-TYPICAL FORWARD CURRENT
DERATING CURVE

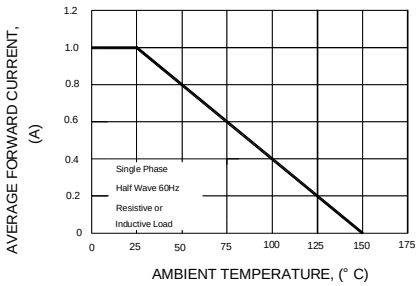

FIG.2-MAXIMUM NON-REPETITIVE PEAK
FORWARD SURGE CURRENT

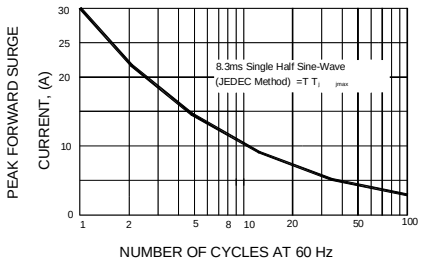

FIG.3-TYPICAL INSTANTANEOUS
FORWARD CHARACTERISTICS

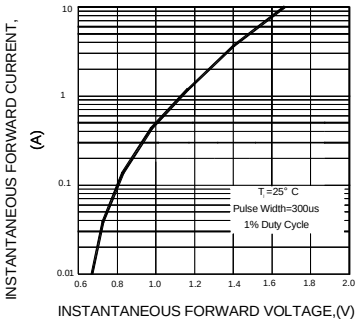

FIG.4-TYPICAL REVERSE
CHARACTERISTICS

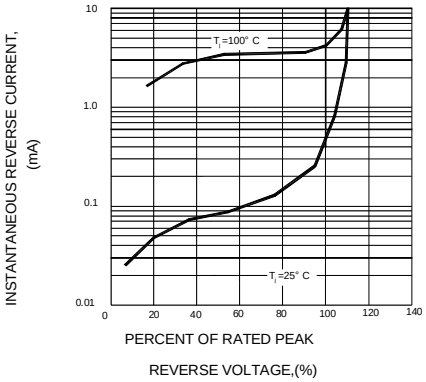

FIG.5-TYPICAL JUNCTION CAPACITANCE

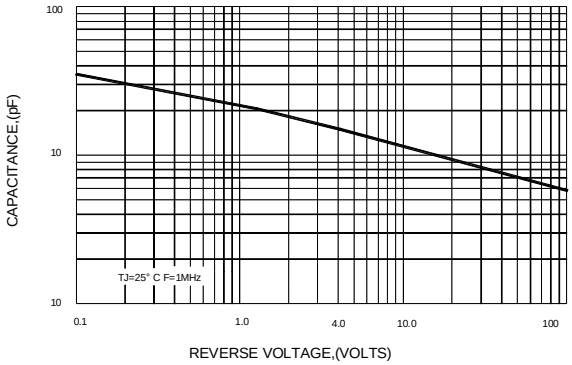

ENTEGRECİ

Bu belge www.entegreci.com üzerinden sunulmaktadır.

Elektronik komponent tedarikinde Entegreci

Entegreci, Eskişehir merkezli, Türkiye geneline satış yapan bir elektronik komponent mağazasıdır. Entegreler (IC), mikrodenetleyiciler, transistörler, diyotlar, pasif elemanlar, konnektörler, modüller ve geliştirme kartları tek adetten seri üretim adetlerine kadar satılır. Ürün sayfalarında güncel stok durumunu, fiyatı ve datasheet bağlantısını bulabilirsiniz.

Parça koduyla arama

Üretici parça numarasını yazın; stok ve fiyatı hemen görün.

www.entegreci.com

Ürün kategorileri

Entegreden kapasitöre tüm elektronik komponent kategorileri.

Kategorilere göz atın

Üreticiler

Aradığınız üreticinin ürünlerini tek sayfada inceleyin.

Üreticileri görün

Toplu alım ve teklif

Listede olmayan ya da yüksek adetli parçalar için teklif isteyin.

Teklif isteyin

www.entegreci.com | **destek@entegreci.com** | **0850 305 90 34**

Entegreci is an online electronic components store based in Türkiye. Search by manufacturer part number to see stock, prices and datasheets for integrated circuits, microcontrollers, transistors, passive components and connectors, or request a quote for parts that are not listed.

Bu sayfa Entegreci tarafından eklenmiştir. Belgenin önceki sayfaları asıl yayıncısına aittir ve içeriği değiştirilmemiştir; en güncel sürüm için belgenin yayıncısına başvurun.