MC1437
MC1537

2

MATCHED DUAL OPERATIONAL AMPLIFIERS

. . . designed for use as summing amplifiers, integrators, or amplifiers with operating characteristics as a function of the external feedback components. Ideal for chopper stabilized applications where extremely high gain is required with excellent stability.

Typical Amplifier Features:

- High-Performance Open Loop Gain Characteristics – A_{VOL} = 45,000 typical
- Low Temperature Drift – ± 3 μV/°C
- Large Output Voltage Swing – ± 14 V typical @ ± 15 V Supply

DUAL MC1709 OPERATIONAL AMPLIFIERS

SILICON MONOLITHIC INTEGRATED CIRCUIT



P SUFFIX
PLASTIC PACKAGE
CASE 646
(MC1437P Only)

PIN CONNECTIONS

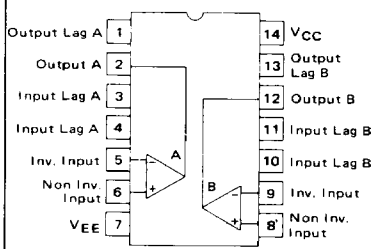



L SUFFIX
CERAMIC PACKAGE
CASE 632

MAXIMUM RATINGS (T_A = +25°C)

Rating	Symbol	Value	Unit
Power Supply Voltage	V_{CC}	+18	Vdc
	V_{EE}	-18	Vdc
Differential Input Voltage Range	V_{IDR}	±5.0	Volts
Common-Mode Input Voltage Range	V_{ICR}	$\pm V_{CC}$	Volts
Output Short Circuit Duration	t_S	5.0	s
Power Dissipation (Package Limitation)	P_D		
Ceramic Package		750	mW
Derate above T_A = +25°C		6.0	mW/°C
Plastic Package MC1437P		625	mW
Derate above T_A = +25°C		5.0	mW/°C
Operating Ambient Temperature Range	T_A		°C
MC1537		-55 to +125	
MC1437		0 to +70	
Storage Temperature Range	T_{stg}	-65 to +150	°C

FIGURE 1 – CIRCUIT SCHEMATIC

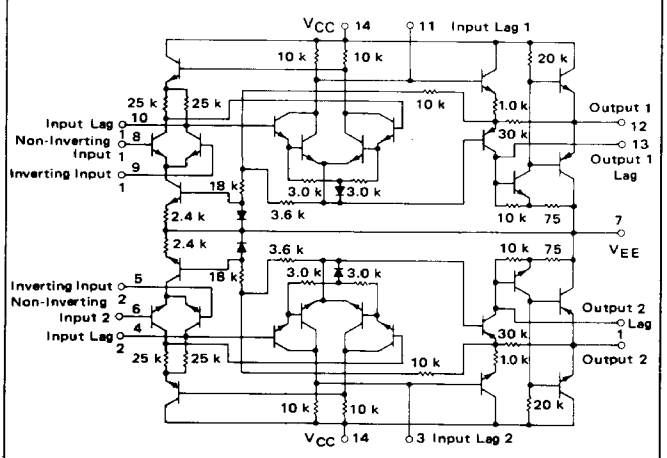

ORDERING INFORMATION

Device	Temperature Range	Package
MC1437L MC1437P	0°C to +70°C	Ceramic DIP Plastic DIP
MC1537L	−55°C to +125°C	Ceramic DIP

ELECTRICAL CHARACTERISTICS – Each Amplifier (V_{CC} = +15 Vdc, V_{EE} = -15 Vdc, T_A = +25°C unless otherwise noted.)

Characteristic	Symbol	MC1537 Min	MC1537 Typ	MC1537 Max	MC1437 Min	MC1437 Typ	MC1437 Max	Unit
Open Loop Voltage Gain (R_L = 5.0 kΩ, V_o = ±10 V, T_A = T_{low} ① to T_{high} ②)	A_{VOL}	25,000	45,000	70,000	15,000	45,000	–	–
Output Impedance (f = 20 Hz)	z_o	–	30	–	–	30	–	Ω
Input Impedance (f = 20 Hz)	z_i	150	400	–	50	150	–	kΩ
Output Voltage Range (R_L = 10 kΩ)	V_{OR}	±12	±14	–	±12	±14	–	V_{peak}
(R_L = 2.0 kΩ)		±10	±13	–	–	–	–	
Input Common-Mode Voltage Range	V_{ICR}	±8.0	±10	–	±8.0	±10	–	V_{peak}
Common-Mode Rejection Ratio	CMRR	70	100	–	65	100	–	dB
Input Bias Current ($I_{IB} = \frac{I_1 + I_2}{2}$) ($T_A$ = +25°C)	I_{IB}	–	0.2	0.5	–	0.4	1.5	μA
(T_A = T_{low} ①)		–	0.5	1.5	–	–	2.0	
Input Offset Current ($I_{IO} = I_1 - I_2$)	I_{IO}	–	0.05	0.2	–	0.05	0.5	μA
($I_{IO} = I_1 - I_2$, T_A = T_{low} ①)		–	–	0.5	–	–	0.75	
($I_{IO} = I_1 - I_2$, T_A = T_{high} ②)		–	–	0.2	–	–	0.75	
Input Offset Voltage (T_A = +25°C)	V_{IO}	–	1.0	5.0	–	1.0	7.5	mV
(T_A = T_{low} ① to T_{high} ②)		–	–	6.0	–	–	10	
Step Response								
Gain = 100, 5% overshoot, R_1 = 1 kΩ, R_2 = 100 kΩ, R_3 = 1.5 kΩ, C_1 = 100 pF, C_2 = 3.0 pF	t_{TLH}	–	0.8	–	–	0.8	–	μs
	t_{PLH}-t_{PHL}	–	0.38	–	–	0.38	–	μs
	SR	–	12	–	–	12	–	V/μs
Gain = 10, 10% overshoot, R_1 = 1 kΩ, R_2 = 10 kΩ, R_3 = 1.5 kΩ, C_1 = 500 pF, C_2 = 20 pF	t_{TLH}	–	0.6	–	–	0.6	–	μs
	t_{PLH}-t_{PHL}	–	0.34	–	–	0.34	–	μs
	SR	–	1.7	–	–	1.7	–	V/μs
Gain = 1, 5% overshoot, R_1 = 10 kΩ, R_2 = 10 kΩ, R_3 = 1.5 kΩ, C_1 = 5000 pF, C_2 = 200 pF	t_{TLH}	–	2.2	–	–	2.2	–	μs
	t_{PLH}-t_{PHL}	–	1.3	–	–	1.3	–	μs
	SR	–	0.25	–	–	0.25	–	V/μs
Average Temperature Coefficient of Input Offset Voltage (R_S = 50 Ω, T_A = T_{low} ① to T_{high} ②)	$\Delta V_{IO}/\Delta T$	–	1.5	–	–	1.5	–	μV/°C
($R_S \leq$ 10 kΩ, T_A = T_{low} ① to T_{high} ②)		–	3.0	–	–	3.0	–	
Average Temperature Coefficient of Input Offset Voltage (T_A = T_{low} ① to +25°C)	$\Delta I_{IO}/\Delta T$	–	0.7	–	–	0.7	–	nA/°C
(T_A = +25°C to T_{high} ②)		–	0.7	–	–	0.7	–	
DC Power Consumption (Total) (Power Supply = ±15 V, V_o = 0)	P_C	–	160	225	–	160	225	mW
Positive Supply Sensitivity (V_{EE} constant)	PSS+	–	10	150	–	10	200	μV/V
Negative Supply Sensitivity (V_{CC} constant)	PSS-	–	10	150	–	10	200	μV/V

① T_{low} = 0°C for MC1437, = -55°C for MC1537

② T_{high} = +70°C for MC1437, = +125°C for MC1537

MATCHING CHARACTERISTICS

Open Loop Voltage Gain	A_{VOL1}-A_{VOL2}	–	±1.0	–	–	±1.0	–	dB
Input Bias Current	I_{IB1}-I_{IB2}	–	±0.15	–	–	±0.15	–	μA
Input Offset Current	I_{IO1}-I_{IO2}	–	±0.02	–	–	±0.02	–	μA
Average Temperature Coefficient	$\lvert\frac{\Delta I_{IO1}}{\Delta T}\rvert$ - $\lvert\frac{\Delta I_{IO2}}{\Delta T}\rvert$	–	±0.2	–	–	±0.2	–	nA/°C
Input Offset Voltage	V_{IO1}-V_{IO2}	–	±0.2	–	–	±0.2	–	mV
Average Temperature Coefficient	$\lvert\frac{\Delta V_{IO1}}{\Delta T}\rvert$ - $\lvert\frac{\Delta V_{IO2}}{\Delta T}\rvert$	–	±0.5	–	–	±0.5	–	μV/°C
Channel Separation (f = 10 kHz)	$\frac{e_{o1}}{e_{o2}}$	–	90	–	–	90	–	dB

TYPICAL OUTPUT CHARACTERISTICS

FIGURE 3 – TEST CIRCUIT
V_{CC} = +15 Vdc, V_{EE} = 15 Vdc, T_A = 25°C

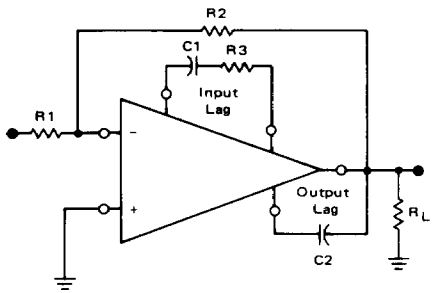

FIGURE NO.	CURVE NO.	VOLTAGE GAIN	TEST CONDITIONS R_1(Ω)	R_2(Ω)	R_3(Ω)	C_1(pF)	C_2(pF)	OUTPUT NOISE (mV[rms])
4	1	1	10 k	10 k	1.5 k	5.0 k	200	0.10
	2	10	10 k	100 k	1.5 k	500	20	0.14
	3	100	10 k	1.0 M	1.5 k	100	3.0	0.7
	4	1000	1.0 k	1.0 M	0	10	3.0	5.2
5	1	1	10 k	10 k	1.5 k	5.0 k	200	0.10
	2	10	10 k	100 k	1.5 k	500	20	0.14
	3	100	10 k	1.0 M	1.5 k	100	3.0	0.7
	4	1000	1.0 k	1.0 M	0	10	3.0	5.2
6	1	A_{VOL}	0	∞	1.5 k	5.0 k	200	5.5
	2	A_{VOL}	0	∞	1.5 k	500	20	10.5
	3	A_{VOL}	0	∞	1.5 k	100	3.0	21.0
	4	A_{VOL}	0	∞	0	10	3.0	39.0
	5	A_{VOL}	0	∞	∞	0	3.0	—

FIGURE 4 – LARGE SIGNAL SWING versus FREQUENCY

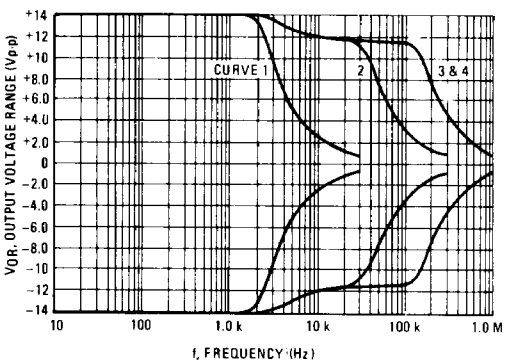

FIGURE 5 – VOLTAGE GAIN versus FREQUENCY

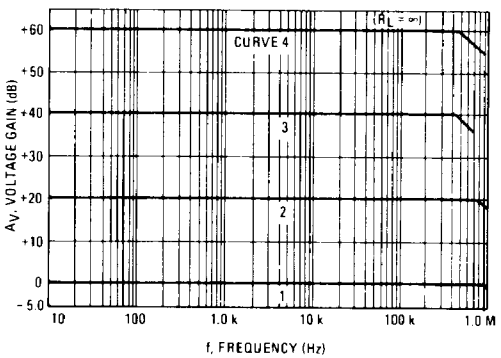

FIGURE 6 – OPEN LOOP VOLTAGE GAIN versus FREQUENCY

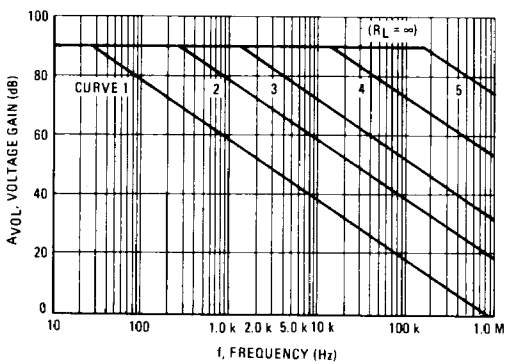

FIGURE 7 – TOTAL POWER CONSUMPTION versus POWER SUPPLY VOLTAGE

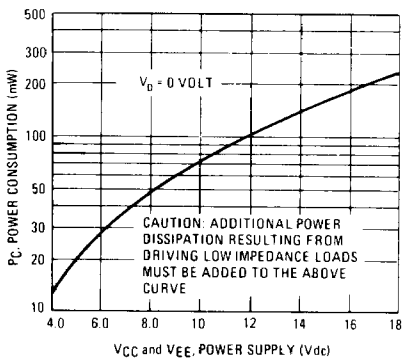

2

TYPICAL CHARACTERISTICS (continued)

FIGURE 8 – VOLTAGE GAIN versus POWER SUPPLY VOLTAGE

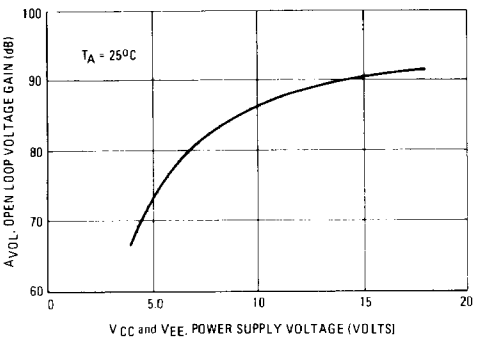

FIGURE 9 – COMMON INPUT SWING versus POWER SUPPLY VOLTAGE

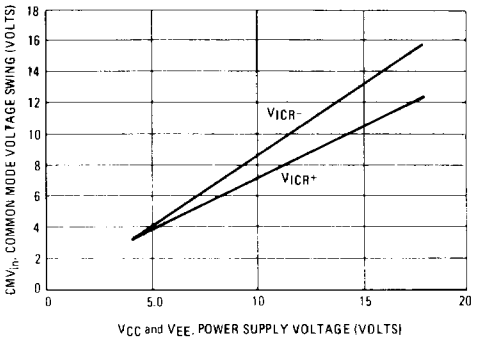

FIGURE 10 – INPUT OFFSET VOLTAGE versus TEMPERATURE

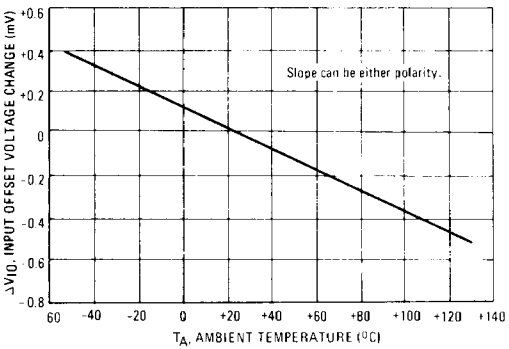

FIGURE 11 – OUTPUT NOISE VOLTAGE versus SOURCE RESISTANCE

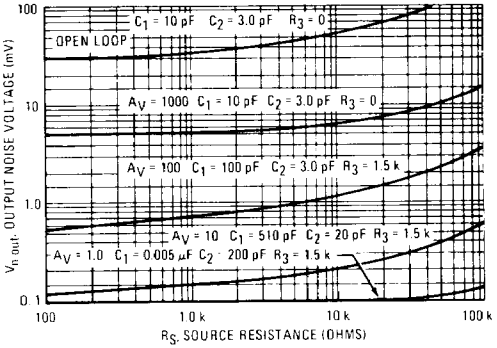

FIGURE 12 – INDUCED OUTPUT SIGNAL (CHANNEL SEPARATION) versus FREQUENCY

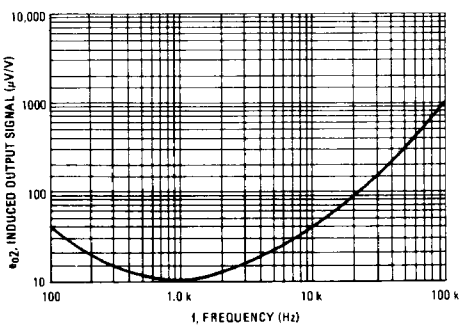

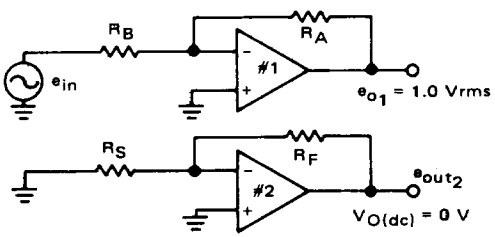

Induced output signal (μV of induced output signal in amplifier #2 per volt of output signal at amplifier #1).

ENTEGRECİ

Bu belge www.entegreci.com üzerinden sunulmaktadır.

Elektronik komponent tedarikinde Entegreci

Entegreci, Eskişehir merkezli, Türkiye geneline satış yapan bir elektronik komponent mağazasıdır. Entegreler (IC), mikrodenetleyiciler, transistörler, diyotlar, pasif elemanlar, konnektörler, modüller ve geliştirme kartları tek adetten seri üretim adetlerine kadar satılır. Ürün sayfalarında güncel stok durumunu, fiyatı ve datasheet bağlantısını bulabilirsiniz.

Parça koduyla arama

Üretici parça numarasını yazın; stok ve fiyatı hemen görün.

www.entegreci.com

Ürün kategorileri

Entegreden kapasitöre tüm elektronik komponent kategorileri.

Kategorilere göz atın

Üreticiler

Aradığınız üreticinin ürünlerini tek sayfada inceleyin.

Üreticileri görün

Toplu alım ve teklif

Listede olmayan ya da yüksek adetli parçalar için teklif isteyin.

Teklif isteyin

www.entegreci.com | **destek@entegreci.com** | **0850 305 90 34**

Entegreci is an online electronic components store based in Türkiye. Search by manufacturer part number to see stock, prices and datasheets for integrated circuits, microcontrollers, transistors, passive components and connectors, or request a quote for parts that are not listed.

Bu sayfa Entegreci tarafından eklenmiştir. Belgenin önceki sayfaları asıl yayıncısına aittir ve içeriği değiştirilmemiştir; en güncel sürüm için belgenin yayıncısına başvurun.