Phase Control Thyristor

V_{RRM} = 800-1600 V
$I_{T(RMS)}$ = 75 A
$I_{T(AV)M}$ = 48 A

V_{RSM} V_{DSM} V	V_{RRM} V_{DRM} V	Type	
900	800	CS 45-08io1	
1300	1200	CS 45-12io1	
1700	1600	CS 45-16io1	CS 45-16io1R

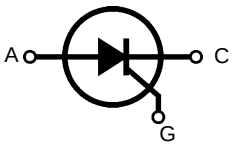

TO-247 AD
Version io1

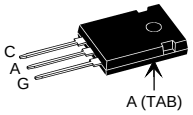

ISOPLUS 247™
Version io1R

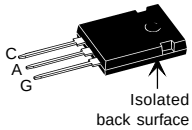

* Patent pending

C = Cathode, A = Anode, G = Gate

Symbol	Conditions		Maximum Ratings	
$I_{T(RMS)}$	$T_{VJ} = T_{VJM}$		75	A
$I_{T(AV)M}$	T_C = 75°C; 180° sine		48	A
I_{TSM}	T_{VJ} = 45°C	t = 10 ms (50 Hz), sine	520	A
	V_R = 0 V	t = 8.3 ms (60 Hz), sine	560	A
	$T_{VJ} = T_{VJM}$	t = 10 ms (50 Hz), sine	460	A
	V_R = 0 V	t = 8.3 ms (60 Hz), sine	500	A
I^2t	T_{VJ} = 45°C	t = 10 ms (50 Hz), sine	1350	A^2s
	V_R = 0 V	t = 8.3 ms (60 Hz), sine	1300	A^2s
	$T_{VJ} = T_{VJM}$	t = 10 ms (50 Hz), sine	1050	A^2s
	V_R = 0 V	t = 8.3 ms (60 Hz), sine	1030	A^2s
$(di/dt)_{cr}$	$T_{VJ} = T_{VJM}$; f = 50 Hz, t_P = 200 µs	repetitive, I_T = 40 A	150	A/µs
	$V_D = {}^2/_3 V_{DRM}$; I_G = 0.3 A; di_G/dt = 0.3 A/µs	non repetitive, $I_T = I_{T(AV)M}$	500	A/µs
$(dv/dt)_{cr}$	$T_{VJ} = T_{VJM}$; $R_{GK} = \infty$; method 1 (linear voltage rise)	$V_{DR} = {}^2/_3 V_{DRM}$	1000	V/µs
P_{GM}	$T_{VJ} = T_{VJM}$	t_P = 30 µs	10	W
	$I_T = I_{T(AV)M}$	t_P = 300 µs	5	W
$P_{G(AV)}$			0.5	W
V_{RGM}			10	V
T_{VJ}			-40...+140	°C
T_{VJM}			140	°C
T_{stg}			-40...+125	°C
M_d	Version io1:	mounting torque M3	0.8...1.2	Nm
F_C	Version io1R:	mounting force with clip	20...120	N
V_{ISOL} *	50/60 Hz, RMS, t = 1 minute, leads-to-tab		2500	V~
Weight			6	g

* Verson io1R only

Features

- Thyristor for line frequency
- International standard package JEDEC TO-247
- Planar passivated chip
- Long-term stability of blocking currents and voltages
- Version AR isolated and UL registered E153432
- Epoxy meets UL 94V-0

Applications

- Motor control
- Power converter
- AC power controller
- Switch-mode and resonant mode power supplies
- Light and temperature control

Advantages

- Easy to mount with 1 screw (isolated mounting screw hole)
- Space and weight savings
- Simple mounting
- Improved temperature and power cycling

Data according to IEC 60747
IXYS reserves the right to change limits, test conditions and dimensions

030

© 2000 IXYS All rights reserved

Symbol	Conditions		Characteristic Values		
I_R, I_D	$T_{VJ} = T_{VJM}$; $V_R = V_{RRM}$; $V_D = V_{DRM}$		≤	5	mA
V_T	I_T = 80 A; T_{VJ} = 25°C		≤	1.64	V
V_{T0}	For power-loss calculations only (T_{VJ} = 125°C)			0.85	V
r_T				11	mΩ
V_{GT}	V_D = 6 V;	T_{VJ} = 25°C	≤	1.5	V
		T_{VJ} = -40°C	≤	1.6	V
I_{GT}	V_D = 6 V;	T_{VJ} = 25°C	≤	100	mA
		T_{VJ} = -40°C	≤	200	mA
V_{GD}	$T_{VJ} = T_{VJM}$;	$V_D = {}^2/_3\ V_{DRM}$	≤	0.2	V
I_{GD}			≤	10	mA
I_L	T_{VJ} = 25°C; t_P = 10 µs I_G = 0.3 A; di_G/dt = 0.3 A/µs		≤	150	mA
I_H	T_{VJ} = 25°C; V_D = 6 V; R_{GK} = ∞		≤	100	mA
t_{gd}	T_{VJ} = 25°C; V_D = ½ V_{DRM} I_G = 0.3 A; di_G/dt = 0.3 A/µs		≤	2	µs
R_{thJC}	DC current			0.62	K/W
R_{thJH}	DC current			0.82	K/W
a	Max. acceleration, 50 Hz			50	m/s^2

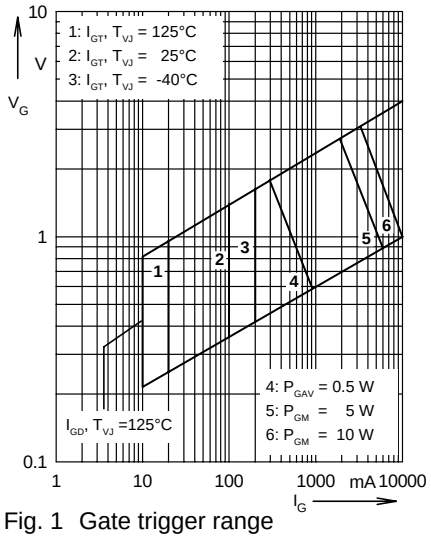

Fig. 1 Gate trigger range

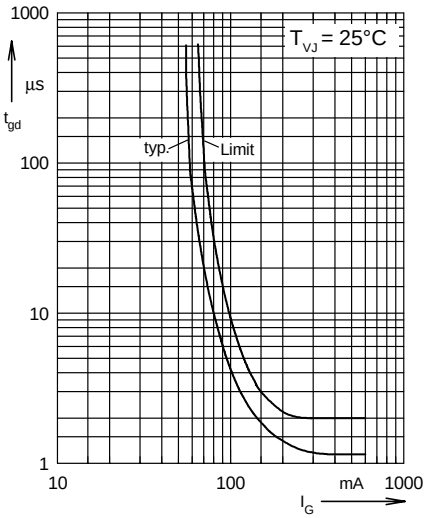

Fig. 2 Gate controlled delay time t_{gd}

TO-247 AD and ISOPLUS 247™

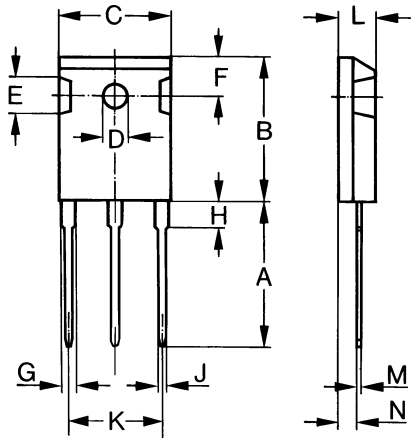

Dim.	Millimeter Min.	Max.	Inches Min.	Max.
A	19.81	20.32	0.780	0.800
B	20.80	21.46	0.819	0.845
C	15.75	16.26	0.610	0.640
D*	3.55	3.65	0.140	0.144
E	4.32	5.49	0.170	0.216
F	5.4	6.2	0.212	0.244
G	1.65	2.13	0.065	0.084
H	-	4.5	-	0.177
J	1.0	1.4	0.040	0.055
K	10.8	11.0	0.426	0.433
L	4.7	5.3	0.185	0.209
M	0.4	0.8	0.016	0.031
N	1.5	2.49	0.087	0.102

* ISOPLUS 247™ without hole

© 2000 IXYS All rights reserved

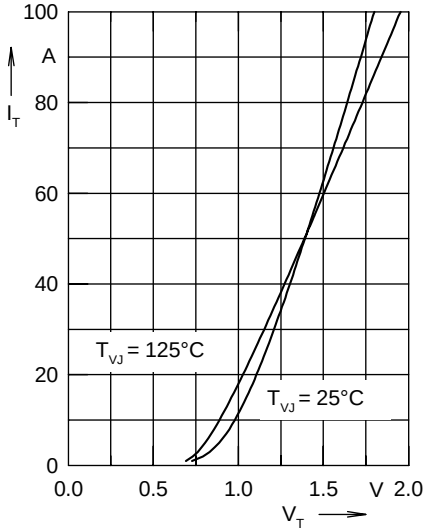

Fig. 3 Forward characteristics

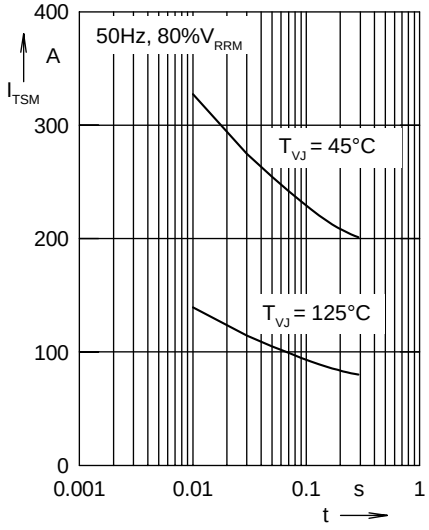

Fig. 4 Surge overload current
I_{TSM}: crest value, t: duration

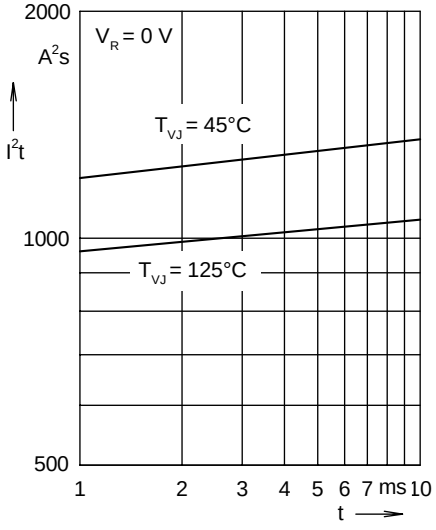

Fig. 5 I^2t versus time (1-10 ms)

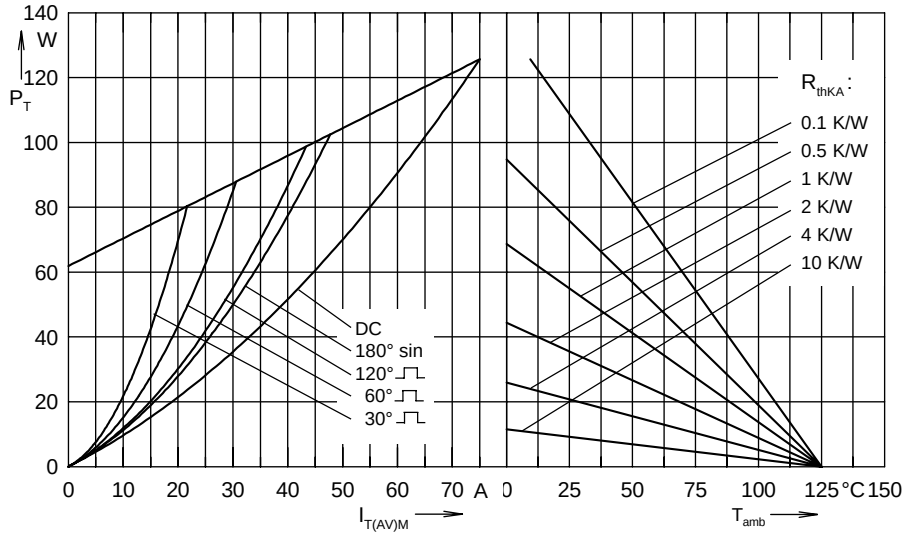

Fig. 6 Power dissipation versus forward current and ambient temperature

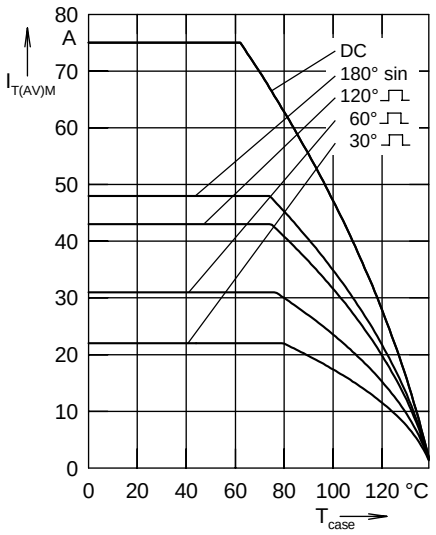

Fig. 7 Max. forward current at case temperature

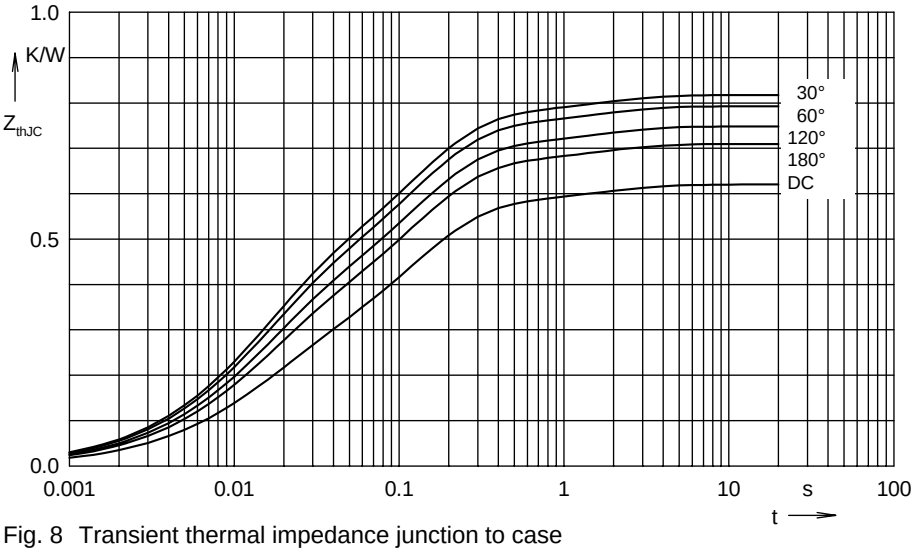

Fig. 8 Transient thermal impedance junction to case

R_{thJC} for various conduction angles d:

d	R_{thJC} (K/W)
DC	0.62
180°	0.71
120°	0.748
60°	0.793
30°	0.817

Constants for Z_{thJC} calculation:

i	R_{thi} (K/W)	t_i (s)
1	0.206	0.013
2	0.362	0.118
3	0.052	1.488

© 2000 IXYS All rights reserved

ENTEGRECİ

Bu belge www.entegreci.com üzerinden sunulmaktadır.

Elektronik komponent tedarikinde Entegreci

Entegreci, Eskişehir merkezli, Türkiye geneline satış yapan bir elektronik komponent mağazasıdır. Entegreler (IC), mikrodenetleyiciler, transistörler, diyotlar, pasif elemanlar, konnektörler, modüller ve geliştirme kartları tek adetten seri üretim adetlerine kadar satılır. Ürün sayfalarında güncel stok durumunu, fiyatı ve datasheet bağlantısını bulabilirsiniz.

Parça koduyla arama

Üretici parça numarasını yazın; stok ve fiyatı hemen görün.

www.entegreci.com

Ürün kategorileri

Entegreden kapasitöre tüm elektronik komponent kategorileri.

Kategorilere göz atın

Üreticiler

Aradığınız üreticinin ürünlerini tek sayfada inceleyin.

Üreticileri görün

Toplu alım ve teklif

Listede olmayan ya da yüksek adetli parçalar için teklif isteyin.

Teklif isteyin

www.entegreci.com | **destek@entegreci.com** | **0850 305 90 34**

Entegreci is an online electronic components store based in Türkiye. Search by manufacturer part number to see stock, prices and datasheets for integrated circuits, microcontrollers, transistors, passive components and connectors, or request a quote for parts that are not listed.

Bu sayfa Entegreci tarafından eklenmiştir. Belgenin önceki sayfaları asıl yayıncısına aittir ve içeriği değiştirilmemiştir; en güncel sürüm için belgenin yayıncısına başvurun.