FAIRCHILD
SEMICONDUCTOR™

MICROPROCESSOR COMPATIBLE GaAs SCHMITT TRIGGER OPTOCOUPLERS

H11L1 H11L2 H11L3

PACKAGE DIMENSIONS

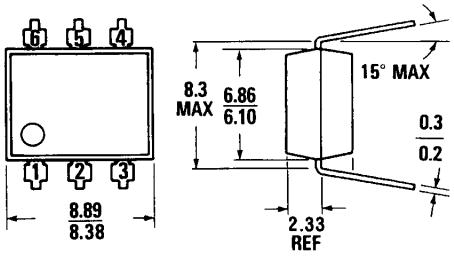

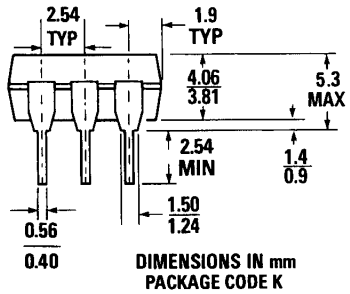

DIMENSIONS IN mm
PACKAGE CODE K

ST1603A

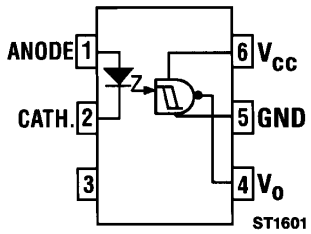

ST1601

Equivalent Circuit

DESCRIPTION

The H11L series has a medium-to-high speed integrated circuit detector optically coupled to a gallium-arsenide infrared emitting diode. The output incorporates a Schmitt trigger, which provides hysteresis for noise immunity and pulse shaping. The detector circuit is optimized for simplicity of operation and utilizes an open collector output for maximum application flexibility.

FEATURES

- High data rate, 1 MHz typical (NRZ)
- Free from latch up and oscillation throughout voltage and temperature ranges.
- Microprocessor compatible drive
- Logic compatible output sinks 16 mA at 0.4 V maximum
- Guaranteed on/off threshold hysteresis
- High common mode rejection ratio
- Fast switching: t_r, t_f=100 ns typical
- Wide supply voltage capability, compatible with all popular logic systems
- Underwriters Laboratory (UL) recognized — file #E90700

APPLICATIONS

- Logic to logic isolator
- Programmable current level sensor
- Line receiver—eliminate noise and transient problems
- A.C. to TTL conversion—square wave shaping
- Digital programming of power supplies
- Interfaces computers with peripherals

ABSOLUTE MAXIMUM RATINGS

TOTAL PACKAGE

Storage temperature ..... −55°C to 150°C
Operating temperature ..... −55°C to 100°C
Lead solder temperature ..... 260°C for 10 sec

INPUT DIODE

Power dissipation (25°C ambient) ..... 100 mW
Derate linearly (above 25°C ambient) ... 1.33 mW/°C
Continuous forward current ..... 60 mA
Peak forward current (1 μs pulse, 300pps) ..... 3 A
Reverse voltage ..... 6 V

DETECTOR

Power dissipation (at 25°C ambient) ..... 150 mW
Derate linearly (above 25°C ambient) ..... 2 mW/°C
V_{45} allowed range ..... 0 to 16 V
V_{65} allowed range ..... 0 to 16 V
I_4 output current ..... 50 mA

FAIRCHILD
SEMICONDUCTOR™

MICROPROCESSOR COMPATIBLE GaAs SCHMITT TRIGGER OPTOCOUPLERS

ELECTRICAL CHARACTERISTICS (T_A= 0-70°C Unless Otherwise Specified)

INDIVIDUAL COMPONENT CHARACTERISTICS

PARAMETER	SYMBOL	MIN.	TYP.	MAX.	UNITS	TEST CONDITIONS
INPUT DIODE						
Forward voltage	V_F		1.1	1.5	V	I_F=10 mA
	V_F	0.75	0.95		V	I_F=0.3 mA
Reverse current	I_R			10	μA	V_R=3 V
Capacitance	C_J			100	pF	V=0, f=1 MHz
OUTPUT DETECTOR						
Operating voltage range	V_{CC}	3		15	V	
Supply current	$I_{6(off)}$		1.0	5.0	mA	I_F=0, V_{CC}=5 V
Output current, high	I_{OH}			100	μA	I_F=0, V_{CC}=V_O=15 V

TRANSFER CHARACTERISTICS

CHARACTERISTIC		SYMBOL	MIN.	TYP.	MAX.	UNITS	TEST CONDITIONS
Supply current		$I_{6(on)}$		1.6	5	mA	I_F=10 mA, V_{CC}=5 V
Output voltage, low		V_{OL}		0.2	0.4	V	R_L=270 Ω, V_{CC}=5 V, I_F=$I_{F(on)}$ max.
Turn-on threshold current	(H11L1)	$I_{F(on)}$		1.0	1.6	mA	R_L=270 Ω, V_{CC}=5 V
	(H11L2)	$I_{F(on)}$		6.0	10.0	mA	R_L=270 Ω, V_{CC}=5 V
	(H11L3)	$I_{F(on)}$		3.0	5.0	mA	R_L=270 Ω, V_{CC}=5 V
Turn-off threshold current		$I_{F(off)}$	0.3	1.0		mA	R_L=270 Ω, V_{CC}=5 V
Hysteresis ratio		$I_{F(off)}/I_{F(on)}$	0.50	0.75	0.90		R_L=270 Ω, V_{CC}=5 V

FAIRCHILD
SEMICONDUCTOR™

MICROPROCESSOR COMPATIBLE GaAs SCHMITT TRIGGER OPTOCOUPLERS

DYNAMIC CHARACTERISTICS

PARAMETER	SYMBOL	MIN.	TYP.	MAX.	UNITS	TEST CONDITIONS
SWITCHING SPEED						
Turn-on time	t_{ON}		1.0		μs	C=0, R_E=1.2 kΩ
	t_{ON}		0.65		μs	C=270 pF, R_E=1.2 kΩ f≤100 KHz, tp≥1 μs
Fall time	t_f		0.1		μs	C=0,R_E=1.2 kΩ
	t_f		0.05		μs	C=270 pF, R_E=1.2 kΩ f≤100 KHz, tp≥1 μs
Turn-off time	t_{OFF}		2.0		μs	C=0,R_E=1.2 kΩ
	t_{OFF}		1.20		μs	C=270 pF, R_E=1.2 kΩ f≤100 KHz, tp≥1 μs
Rise time	t_r		0.1		μs	C=0,R_E=1.2 kΩ
	t_r		0.07		μs	C=270 pF, R_E=1.2 kΩ f≤100 KHz, tp≥1 μs
Data rate			1.0*		MHz	

ISOLATION CHARACTERISTICS

CHARACTERISTIC	SYMBOL	MIN.	TYP.	MAX.	UNITS	TEST CONDITIONS
Surge isolation voltage	V_{ISO}	7500			V_{PEAK}	1 Minute
Surge isolation voltage	V_{ISO}	5300			V_{RMS}	1 Minute

***Maximum data rate will vary depending on the bias conditions and is usually highest when R_E and C are matched to $I_{F(ON)}$ and V_{CC} is between 3 and 15 V. With this optimized bias, most units will operate over 1.5 MHz (NRZ).**

SWITCHING CHARACTERISTICS (25°C) H11L1

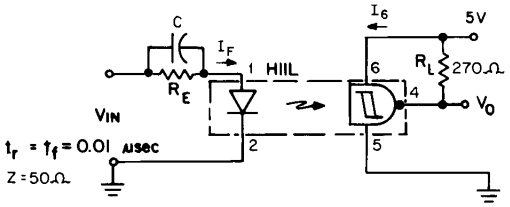

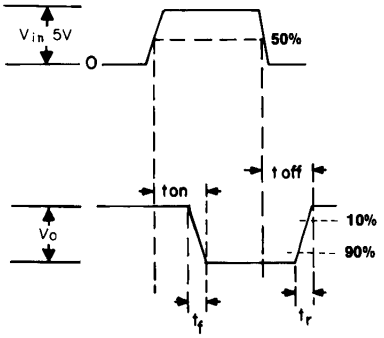

ST2066

SWITCHING TEST CIRCUIT

TYPICAL CHARACTERISTICS

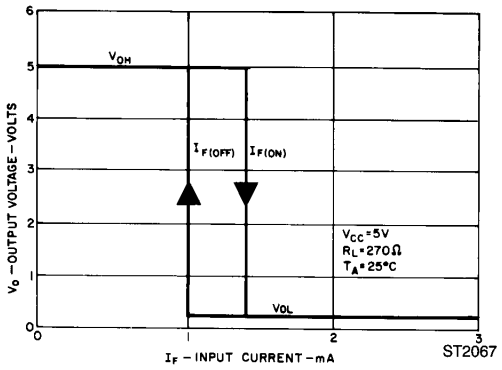

ST2067

TRANSFER CHARACTERISTICS

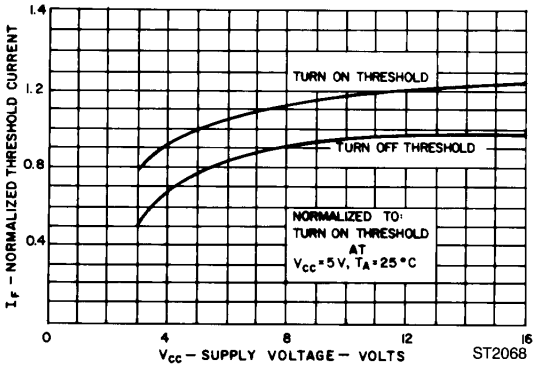

ST2068

THRESHOLD CURRENT VS. SUPPLY VOLTAGE

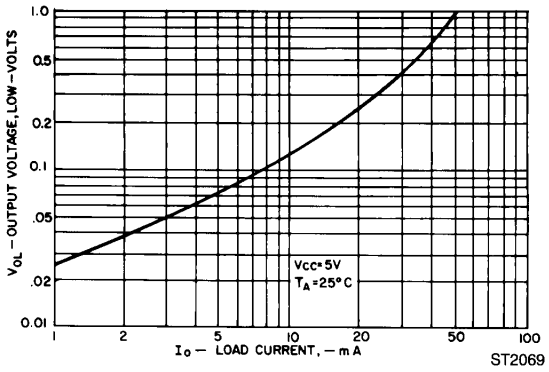

ST2069

ON VOLTAGE VS. LOAD CURRENT

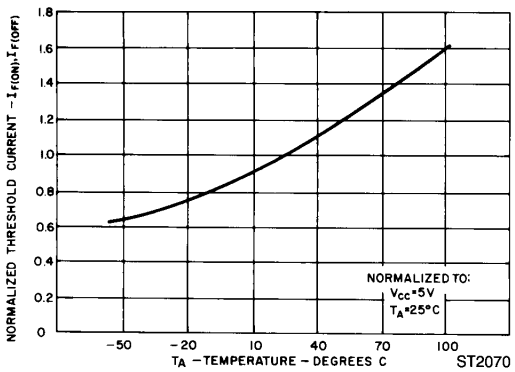

ST2070

THRESHOLD CURRENTS VS. TEMPERATURE

TYPICAL CHARACTERISTICS (Cont'd)

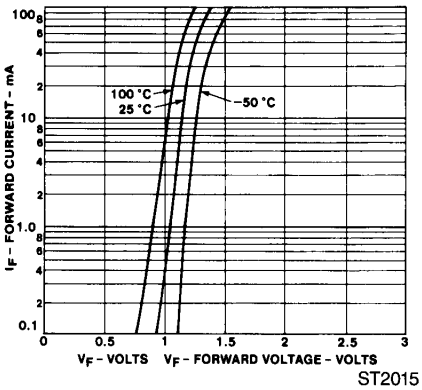

ST2015

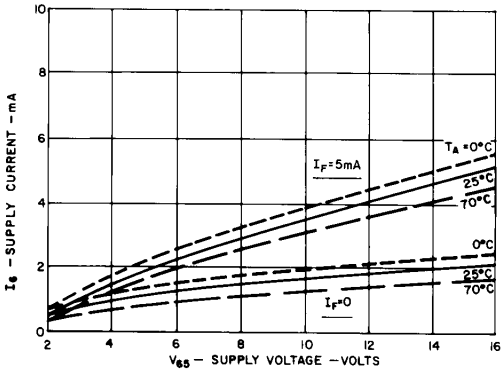

ST2016

FORWARD VOLTAGE VS. FORWARD CURRENT

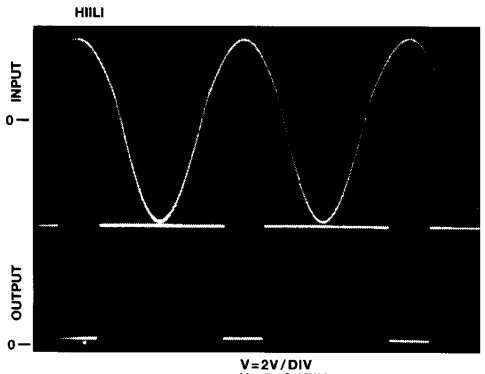

ST2017

SUPPLY CURRENT VS. SUPPLY VOLTAGE



ST2018

FAIRCHILD
SEMICONDUCTOR™

MICROPROCESSOR COMPATIBLE GaAs SCHMITT TRIGGER OPTOCOUPLERS

TYPICAL APPLICATION

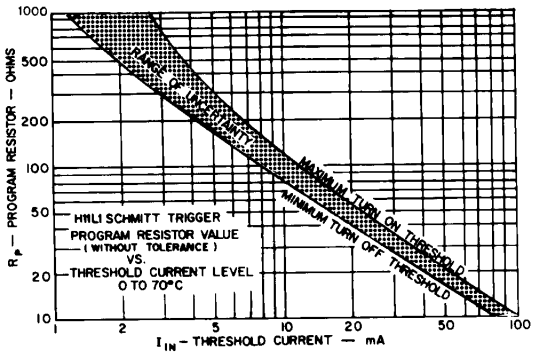

ST2019

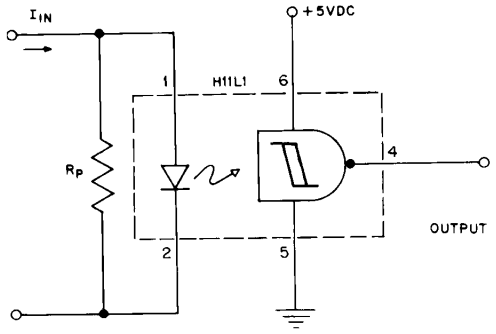

PROGRAMMABLE CURRENT
THRESHOLD SENSING CIRCUIT

FAIRCHILD
SEMICONDUCTOR™

MICROPROCESSOR COMPATIBLE GaAs SCHMITT TRIGGER OPTOCOUPLERS

DISCLAIMER

FAIRCHILD SEMICONDUCTOR RESERVES THE RIGHT TO MAKE CHANGES WITHOUT FURTHER NOTICE TO ANY PRODUCTS HEREIN TO IMPROVE RELIABILITY, FUNCTION OR DESIGN. FAIRCHILD DOES NOT ASSUME ANY LIABILITY ARISING OUT OF THE APPLICATION OR USE OF ANY PRODUCT OR CIRCUIT DESCRIBED HEREIN; NEITHER DOES IT CONVEY ANY LICENSE UNDER ITS PATENT RIGHTS, NOR THE RIGHTS OF OTHERS.

LIFE SUPPORT POLICY

FAIRCHILD'S PRODUCTS ARE NOT AUTHORIZED FOR USE AS CRITICAL COMPONENTS IN LIFE SUPPORT DEVICES OR SYSTEMS WITHOUT THE EXPRESS WRITTEN APPROVAL OF THE PRESIDENT OF FAIRCHILD SEMICONDUCTOR CORPORATION. As used herein:

1. Life support devices or systems are devices or systems which, (a) are intended for surgical implant into the body, or (b) support or sustain life, and (c) whose failure to perform when properly used in accordance with instructions for use provided in the labeling, can be reasonably expected to result in a significant injury of the user.
2. A critical component in any component of a life support device or system whose failure to perform can be reasonably expected to cause the failure of the life support device or system, or to affect its safety or effectiveness.

© 2000 Fairchild Semiconductor Corporation

ENTEGRECİ

Bu belge www.entegreci.com üzerinden sunulmaktadır.

Elektronik komponent tedarikinde Entegreci

Entegreci, Eskişehir merkezli, Türkiye geneline satış yapan bir elektronik komponent mağazasıdır. Entegreler (IC), mikrodenetleyiciler, transistörler, diyotlar, pasif elemanlar, konnektörler, modüller ve geliştirme kartları tek adetten seri üretim adetlerine kadar satılır. Ürün sayfalarında güncel stok durumunu, fiyatı ve datasheet bağlantısını bulabilirsiniz.

Parça koduyla arama

Üretici parça numarasını yazın; stok ve fiyatı hemen görün.

www.entegreci.com

Ürün kategorileri

Entegreden kapasitöre tüm elektronik komponent kategorileri.

Kategorilere göz atın

Üreticiler

Aradığınız üreticinin ürünlerini tek sayfada inceleyin.

Üreticileri görün

Toplu alım ve teklif

Listede olmayan ya da yüksek adetli parçalar için teklif isteyin.

Teklif isteyin

www.entegreci.com | **destek@entegreci.com** | **0850 305 90 34**

Entegreci is an online electronic components store based in Türkiye. Search by manufacturer part number to see stock, prices and datasheets for integrated circuits, microcontrollers, transistors, passive components and connectors, or request a quote for parts that are not listed.

Bu sayfa Entegreci tarafından eklenmiştir. Belgenin önceki sayfaları asıl yayıncısına aittir ve içeriği değiştirilmemiştir; en güncel sürüm için belgenin yayıncısına başvurun.