Cotronic | 铝电解电容器
Aluminum Electrolytic Capacitor



UT 片式铝电解电容
UT Chip Type Aluminum Electrolytic Capacitors

■ 产品特点 Features

◎ 产品直径 Case diameter Φ 4mm~ Φ 10mm
◎ 适用于再回流焊 Reflow soldering is available
◎ 适用于高密度表面组装 Available for high densify surface mounting
◎ 寿命105℃ 2000 小时标准品 Life time 105℃ 2000hrs standard product
◎ 性能稳定，可靠性高 High stability and reliability
◎ ROHS 指令已对应完毕 Adapted to the RoHS directive

■ 主要技术性能 Specifications

<table>
<tr><th>项目 Items</th><th>特 性 Characteristics</th></tr>
<tr><td>工作温度范围
Category Temperature Range</td><td>-55℃~+105℃</td></tr>
<tr><td>额定电压范围
Rated Voltage Range</td><td>4~100V.DC</td></tr>
<tr><td>标称电容量范围
NominalCapacitance Range</td><td>0.47μF ~ 1500μF</td></tr>
<tr><td>标称电容量允许偏差
NominalCapacitance Tolerance</td><td>±20%(120Hz,+20 ℃)</td></tr>
<tr><td>泄漏电流范围
Leakage Current(MAX)</td><td>I=0.01CV(μA) or 3 (μA) after 2 minutes
I=Leakage Current(μA) C=Nominal Capacitance(μF) V=Roted Voltage(V)</td></tr>
<tr><td>损耗角正切值
Dissipation Factor(MAX)
Tan δ (20℃,120Hz)</td><td>
<table>
<tr><td>Rated Voltage(V)</td><td>4</td><td>6.3</td><td>10</td><td>16</td><td>25</td><td>35</td><td>50</td><td>63</td><td>100</td></tr>
<tr><td>Tanδ</td><td>0.35</td><td>0.30</td><td>0.24</td><td>0.20</td><td>0.18</td><td>0.16</td><td>0.14</td><td>0.14</td><td>0.14</td></tr>
</table>
</td></tr>
<tr><td>耐久性 Load Life</td><td>105℃施加额定工作电压2000H后, 放置16H, 电容器应满足以下要求。
After applying rated voltage with max ripple current for 2000hrs at 105℃,and then resumed 16 hours, the capacitors ahall meet the following requirements
<table>
<tr><td>Capacitance Change</td><td>±30%初始值以内</td><td>Within ±30% of the initial value</td></tr>
<tr><td>Dissipation Factor</td><td>≤200%初始值以内</td><td>Not more than 200% of the specified value</td></tr>
<tr><td>Leakage Current</td><td>≤初始规定值</td><td>Not more than the specified value</td></tr>
</table>
</td></tr>
<tr><td>高温贮存Shelf Life</td><td>105℃, 贮存1000H后, 放置16H, 电容器应满足以下要求。
After storage for 1000hrs at 105℃, then resumed 16 hours, the capacitors ahall meet the following requirements
<table>
<tr><td>Capacitance Change</td><td>±30%初始值以内</td><td>Within ±30% of the initial value</td></tr>
<tr><td>Dissipation Factor</td><td>≤200%初始值以内</td><td>Not more than 200% of the specified value</td></tr>
<tr><td>Leakage Current</td><td>≤300%初始值以内</td><td>Within 300% of initial specified value</td></tr>
</table>
</td></tr>
<tr><td>耐焊接热
Resistance to Soldering Heat</td><td>在250℃的条件下, 电容器在热板上保持30秒, 然后从热板上取出电容器,让其在室温下恢复,电容器应满足以下要求。
The capacitors shall be kept on then hot plate maintained at 250℃ for 30 seconds.After removing from the hot plate and restored at room temperature, they meet the following requirement:
<table>
<tr><td>Capacitance Change</td><td>±10%初始值以内</td><td>Within ±10% of the initial value</td></tr>
<tr><td>Dissipation Factor</td><td>≤初始值规定值</td><td>Not more than the initial specified value</td></tr>
<tr><td>Leakage Current</td><td>≤初始值规定值</td><td>Not more than the initial specified value</td></tr>
</table>
</td></tr>
<tr><td>低温特性及阻抗比
Low Temperature Stability Impedance Ratio (MAX)
120Hz</td><td>
<table>
<tr><td>Roted Voltage (V)</td><td></td><td>4</td><td>6.3</td><td>10</td><td>16</td><td>25</td><td>35</td><td>50</td><td>63</td><td>100</td></tr>
<tr><td rowspan="2">Z-25℃/Z+20℃ (120Hz)</td><td>＜Φ8</td><td>7</td><td>4</td><td>3</td><td>2</td><td>2</td><td>2</td><td>2</td><td>2</td><td>2</td></tr>
<tr><td>≥Φ8</td><td>7</td><td>5</td><td>4</td><td>3</td><td>2</td><td>2</td><td>2</td><td>2</td><td>2</td></tr>
<tr><td rowspan="2">Z-40℃/Z+20℃ (120Hz)</td><td>＜Φ8</td><td>15</td><td>8</td><td>8</td><td>4</td><td>4</td><td>3</td><td>3</td><td>3</td><td>3</td></tr>
<tr><td>≥Φ8</td><td>15</td><td>10</td><td>8</td><td>6</td><td>4</td><td>3</td><td>3</td><td>3</td><td>3</td></tr>
</table>
</td></tr>
<tr><td>其它 Other</td><td>IEC 60384 JIS-C5101</td></tr>
</table>

■ 尺寸图 Dimensions

(Φ4~Φ6.3)

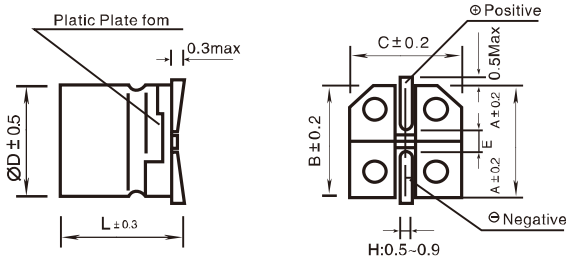

(Φ8~Φ10)

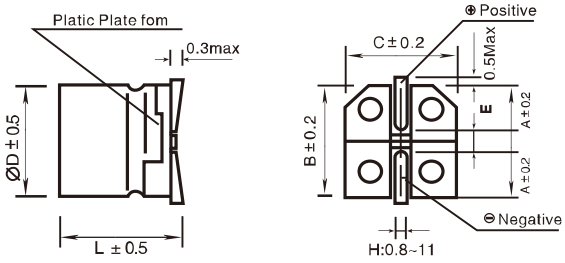

单位： mm

Size	Φ4×5.4	Φ5×5.4	Φ6.3×5.4	Φ6.3×7.7	Φ8×6.5	Φ8×10.2	Φ10×10.2
A	1.8	2.1	2.4	2.4	2.9	2.9	3.2
B	4.3	5.3	6.6	6.6	8.3	8.3	10.3
C	4.3	5.3	6.6	6.6	8.3	8.3	10.3
E	1.0	1.3	2.2	2.2	3.1(2.2)	3.1	4.5
L	5.4	5.4	5.4	7.7	6.5	10.3	10.3
H	0.5 ~ 0.9					0.8 ~ 1.1	

■ 标准品一览表 Standard Size

V	6.3		10		16		25		35		50		63		100	
μF	D×Lmm	mA	D×Lmm	mA	D×Lmm	mA	D×Lmm	mA	D×Lmm	mA	D×Lmm	mA	D×Lmm	mA	D×Lmm	mA
0.47											4×5.4	4.0	4×5.4	3.7		
1											4×5.4	8.0	4×5.4	7.2	4×5.4	7.2
2.2											4×5.4	12	4×5.4	12	6.3×5.4	15
3.3									4×5.4	14	4×5.4	14	5×5.4	14	6.3×5.4	22
4.7							4×5.4	14	4×5.4	15	4×5.4	14	5×5.4	17	6.3×5.4	23
											4×5.4	17	6.3×5.4	22	6.3×7.7	38
10					4×5.4	17	4×5.4	15	4×5.4	15	6.3×5.4	25	6.3×7.7	41	8×10.2	80
							5×5.4	21	5×5.4	22			6.3×5.4	26	6.3×7.7	38
22	4×5.4	22	4×5.4	21	4×5.4	21	5×5.4	26	6.3×5.4	40	6.3×7.7	52	8×10.2	100	10×10.2	129
			5×5.4	26	5×5.4	28	6.3×5.4	37			6.3×5.4	43	6.3×7.7	53	8×10.2	90
33	4×5.4	23	4×5.4	23	5×5.4	29	5×5.4	30	6.3×5.4	45	6.3×7.7	63	8×10.2	116	10×10.2	136
	5×5.4	28	5×5.4	34	6.3×5.4	45	6.3×5.4	45	8×6.5	86						
47	4×5.4	26	5×5.4	31	5×5.4	33	6.3×5.4	49	6.3×5.4	54	8×10.2	125	10×10.2	168	10×10.2	148
	5×5.4	34	6.3×5.4	42	6.3×5.4	48	8×6.5	93	6.3×7.7	75	6.3×7.7	66	8×10.2	125		
100	5×5.4	40	5×5.4	40	6.3×5.4	63	6.3×7.7	93	6.3×7.7	87	8×10.2	146	10×10.2	200		
	6.3×5.4	52	6.3×5.4	55	8×6.5	125	6.3×7.7	93	8×10.2	125	10×10.2	178				
150	6.3×5.4	56	6.3×5.4	65	6.3×7.7	100	8×10.2	148	8×10.2	158	10×10.2	178				
220	6.3×5.4	69	6.3×7.7	110	6.3×7.7	110	8×10.2	183	8×10.2	195	10×10.2	230				
	6.3×7.7	108	8×6.5	110	8×6.5	110			10×10.2	230						
330	6.3×7.7	108	8×10.2	108	8×10.2	201	8×10.2	228	10×10.2	247						
							10×10.2	248								
470	6.3×7.7	125	8×10.2	214	8×10.2	240	10×10.2	286								
	8×10.2	214	10×10.2	266	10×10.2	300										
680	8×10.2	214	10×10.2	277	10×10.2	322										
1000	8×10.2	235	10×10.2	320	10×10.2	347										
	10×10.2	310														
1500	10×10.2	320														

mA额定纹波电流 Rated ripple current(mA, 105℃, 120Hz)

■ 纹波电流补正系数 Multiplier For Ripple Current

● 频率系数 Frequency coefficient

频率 Frequency	50Hz	120Hz	300Hz	1kHz	⩾10kHz
系数 Coefficient	0.70	1.00	1.17	1.36	1.50

注：以上所提供的设计及特性参数仅供参考，任何修改不做预先通知，如在使用上有疑问，请在采购前与我们联络，以便提供技术上的协助。
Note: all designs and specifications are for reference only and are subject to change without prior notice, if any doubt about safety for your application, please contact us immediately for technical assistance before purchase.

ENTEGRECİ

Bu belge www.entegreci.com üzerinden sunulmaktadır.

Elektronik komponent tedarikinde Entegreci

Entegreci, Eskişehir merkezli, Türkiye geneline satış yapan bir elektronik komponent mağazasıdır. Entegreler (IC), mikrodenetleyiciler, transistörler, diyotlar, pasif elemanlar, konnektörler, modüller ve geliştirme kartları tek adetten seri üretim adetlerine kadar satılır. Ürün sayfalarında güncel stok durumunu, fiyatı ve datasheet bağlantısını bulabilirsiniz.

Parça koduyla arama

Üretici parça numarasını yazın; stok ve fiyatı hemen görün.

www.entegreci.com

Ürün kategorileri

Entegreden kapasitöre tüm elektronik komponent kategorileri.

Kategorilere göz atın

Üreticiler

Aradığınız üreticinin ürünlerini tek sayfada inceleyin.

Üreticileri görün

Toplu alım ve teklif

Listede olmayan ya da yüksek adetli parçalar için teklif isteyin.

Teklif isteyin

www.entegreci.com | **destek@entegreci.com** | **0850 305 90 34**

Entegreci is an online electronic components store based in Türkiye. Search by manufacturer part number to see stock, prices and datasheets for integrated circuits, microcontrollers, transistors, passive components and connectors, or request a quote for parts that are not listed.

Bu sayfa Entegreci tarafından eklenmiştir. Belgenin önceki sayfaları asıl yayıncısına aittir ve içeriği değiştirilmemiştir; en güncel sürüm için belgenin yayıncısına başvurun.