TOSHIBA Field Effect Transistor Silicon N Channel MOS Type (π−MOSV)

2SK2843

Chopper Regulator, DC−DC Converter and Motor Drive Applications

- Low drain−source ON resistance : $R_{DS\ (ON)}$ = 0.54 Ω (typ.)
- High forward transfer admittance : $|Y_{fs}|$ = 9.0 S (typ.)
- Low leakage current : I_{DSS} = 100 μA (max) (V_{DS} = 600 V)
- Enhancement−mode : V_{th} = 2.0~4.0 V (V_{DS} = 10 V, I_D = 1 mA)

Unit: mm

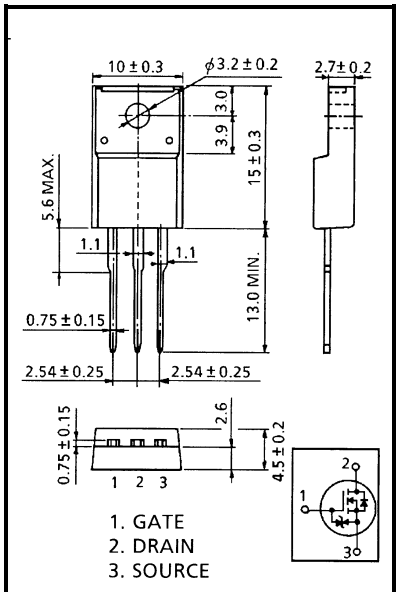

JEDEC	—
JEITA	SC-67
TOSHIBA	2-10R1B

Weight: 1.9 g (typ.)

Maximum Ratings (Ta = 25°C)

Characteristics		Symbol	Rating	Unit
Drain−source voltage		V_{DSS}	600	V
Drain−gate voltage (R_{GS} = 20 kΩ)		V_{DGR}	600	V
Gate−source voltage		V_{GSS}	±30	V
Drain current	DC (Note 1)	I_D	10	A
	Pulse (Note 1)	I_{DP}	40	A
Drain power dissipation (Tc = 25°C)		P_D	45	W
Single pulse avalanche energy (Note 2)		E_{AS}	363	mJ
Avalanche current		I_{AR}	10	A
Repetitive avalanche energy (Note 3)		E_{AR}	5.0	mJ
Channel temperature		T_{ch}	150	°C
Storage temperature range		T_{stg}	−55~150	°C

Thermal Characteristics

Characteristics	Symbol	Max	Unit
Thermal resistance, channel to case	$R_{th\ (ch-c)}$	2.78	°C / W
Thermal resistance, channel to ambient	$R_{th\ (ch-a)}$	62.5	°C / W

Note 1: Please use devices on condition that the channel temperature is below 150°C.

Note 2: V_{DD} = 90 V, T_{ch} = 25°C (initial), L = 6.36 mH, R_G = 25 Ω, I_{AR} = 10 A

Note 3: Repetitive rating: Pulse width limited by maximum channel temperature

This transistor is an electrostatic sensitive device.
Please handle with caution.

Electrical Characteristics (Ta = 25°C)

Characteristics		Symbol	Test Condition	Min	Typ.	Max	Unit
Gate leakage current		I_{GSS}	V_{GS} = ±25 V, V_{DS} = 0 V	—	—	±10	μA
Gate−source breakdown voltage		$V_{(BR)\ GSS}$	I_G = ±10 μA, V_{DS} = 0 V	±30	—	—	V
Drain cut−off current		I_{DSS}	V_{DS} = 600 V, V_{GS} = 0 V	—	—	100	μA
Drain−source breakdown voltage		$V_{(BR)\ DSS}$	I_D = 10 mA, V_{GS} = 0 V	600	—	—	V
Gate threshold voltage		V_{th}	V_{DS} = 10 V, I_D = 1 mA	2.0	—	4.0	V
Drain−source ON resistance		$R_{DS\ (ON)}$	V_{GS} = 10 V, I_D = 5 A	—	0.54	0.75	Ω
Forward transfer admittance		$\|Y_{fs}\|$	V_{DS} = 10 V, I_D = 5 A	3.0	9.0	—	S
Input capacitance		C_{iss}	V_{DS} = 10 V, V_{GS} = 0 V, f = 1 MHz	—	2040	—	pF
Reverse transfer capacitance		C_{rss}		—	230	—	
Output capacitance		C_{oss}		—	590	—	
Switching time	Rise time	t_r	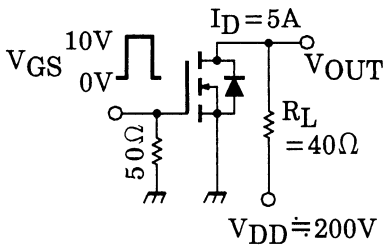 Duty ≦ 1%, $t_w = 10\mu s$	—	22	—	ns
	Turn−on time	t_{on}		—	58	—	
	Fall time	t_f		—	36	—	
	Turn−off time	t_{off}		—	190	—	
Total gate charge (gate−source plus gate−drain)		Q_g	V_{DD} ≈ 400 V, V_{GS} = 10 V, I_D = 10 A	—	45	—	nC
Gate−source charge		Q_{gs}		—	25	—	
Gate−drain (“miller”) Charge		Q_{gd}		—	20	—	

Source−Drain Ratings and Characteristics (Ta = 25°C)

Characteristics	Symbol	Test Condition	Min	Typ.	Max	Unit
Continuous drain reverse current (Note 1)	I_{DR}	—	—	—	10	A
Pulse drain reverse current (Note 1)	I_{DRP}	—	—	—	40	A
Forward voltage (diode)	V_{DSF}	I_{DR} = 10 A, V_{GS} = 0 V	—	—	−1.7	V
Reverse recovery time	t_{rr}	I_{DR} = 10 A, V_{GS} = 0 V dI_{DR} / dt = 100 A / μs	—	1300	—	ns
Reverse recovery charge	Q_{rr}		—	16	—	μC

Marking

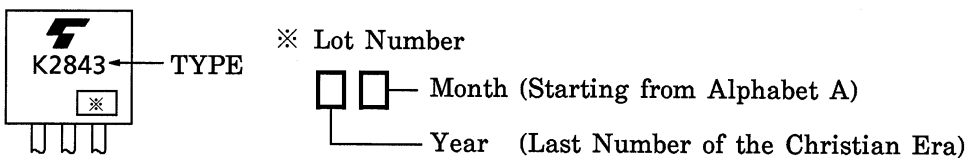

$I_D - V_{DS}$

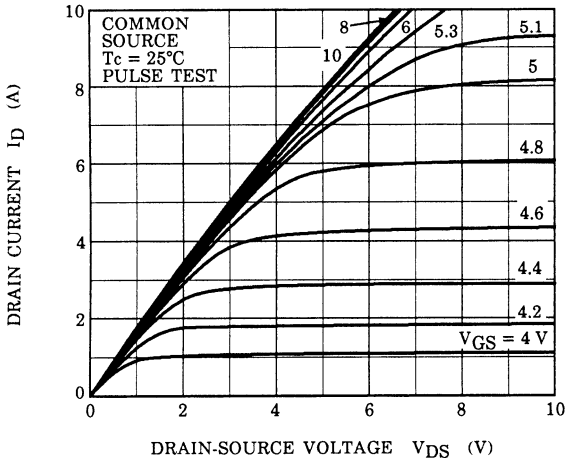

$I_D - V_{DS}$

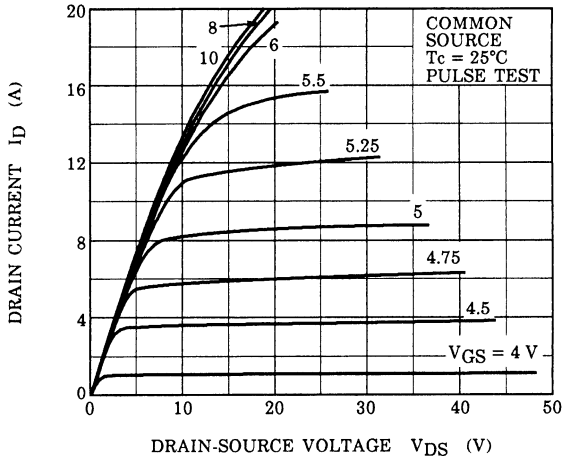

$I_D - V_{GS}$

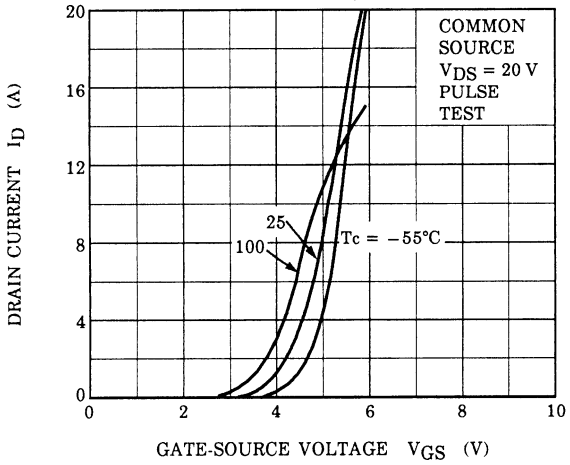

$V_{DS} - V_{GS}$

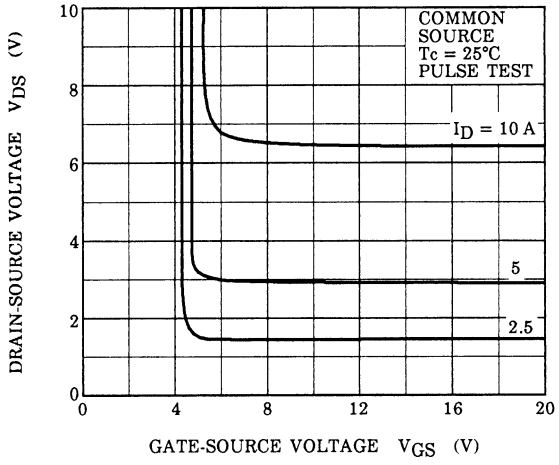

$|Y_{fs}| - I_D$

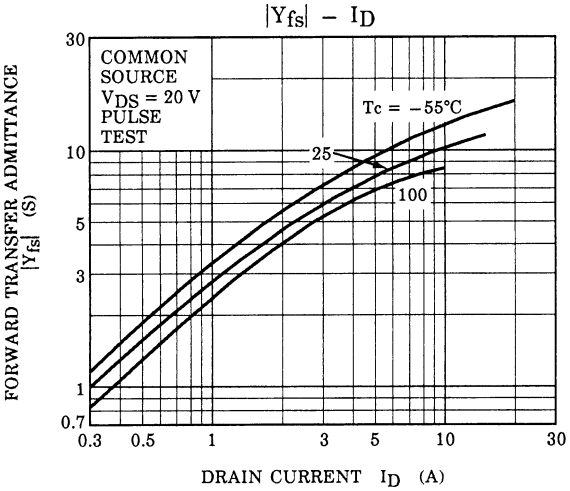

$R_{DS\,(ON)} - I_D$

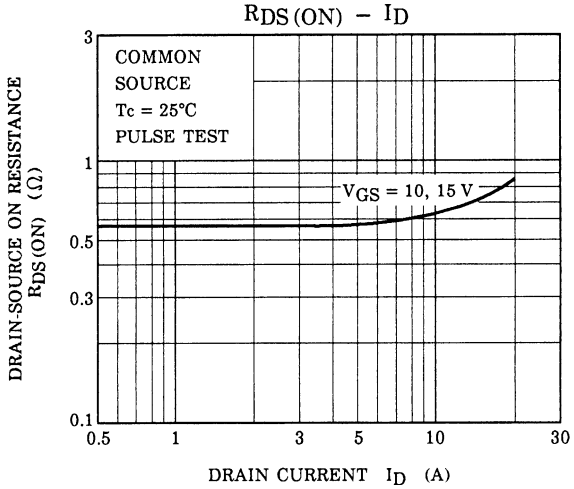

$R_{DS\,(ON)}$ – Tc

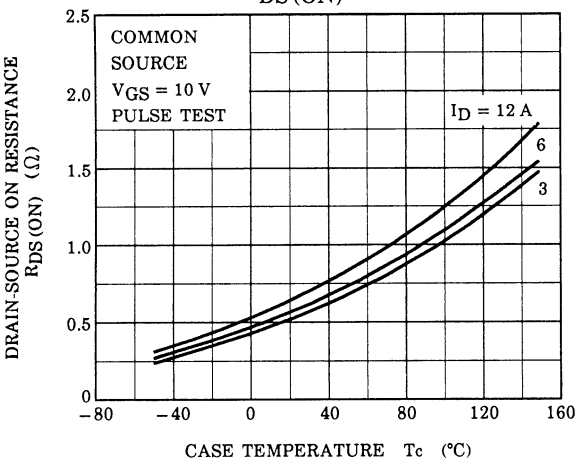

I_{DR} – V_{DS}

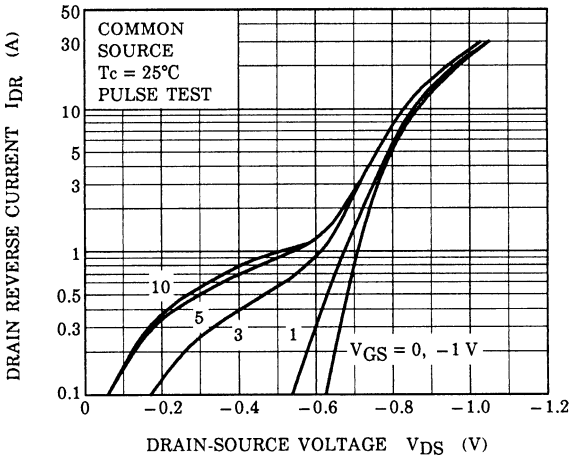

CAPACITANCE – V_{DS}

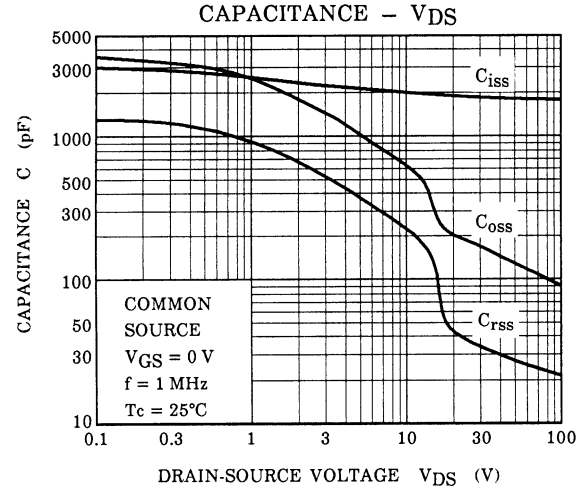

V_{th} – Tc

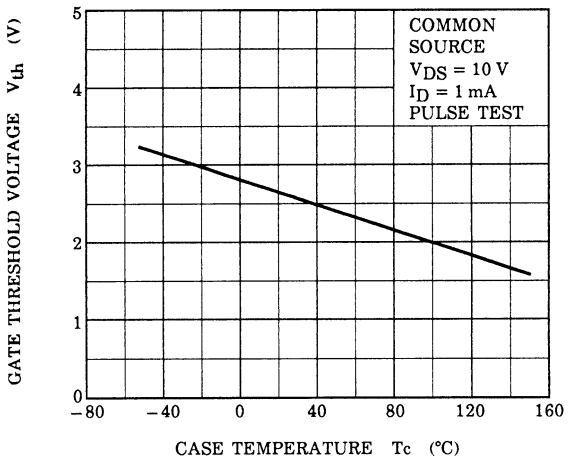

P_D – Tc

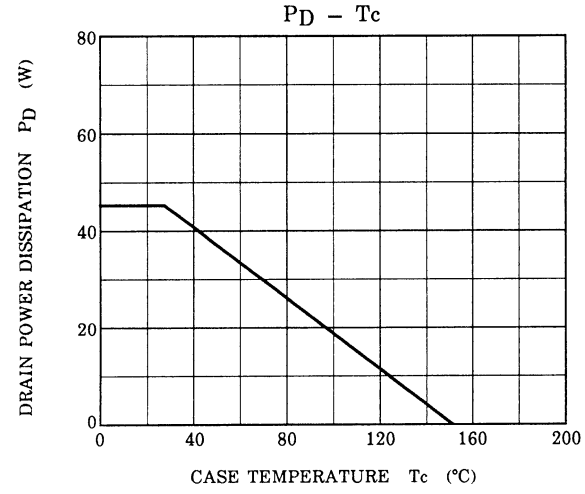

DYNAMIC INPUT / OUTPUT CHARACTERISTICS

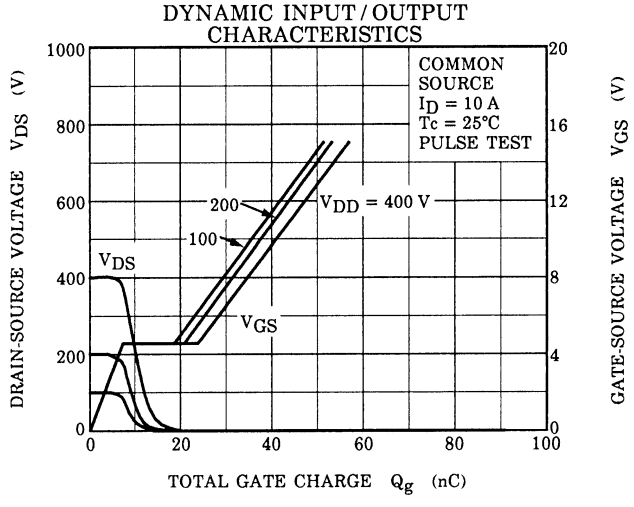

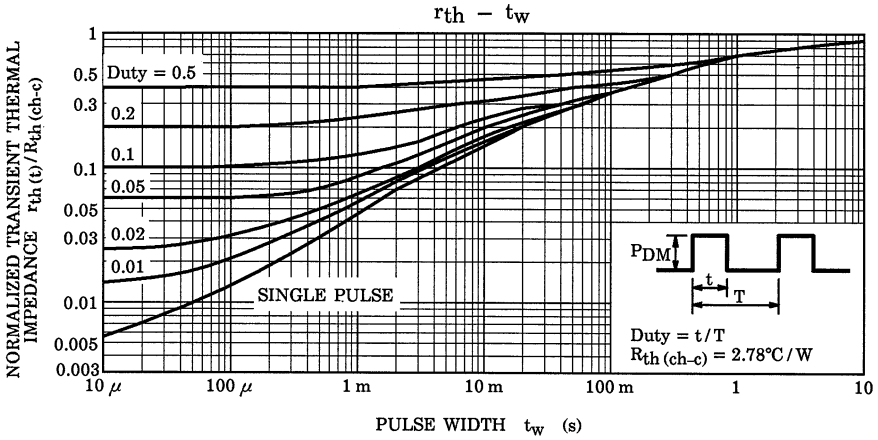

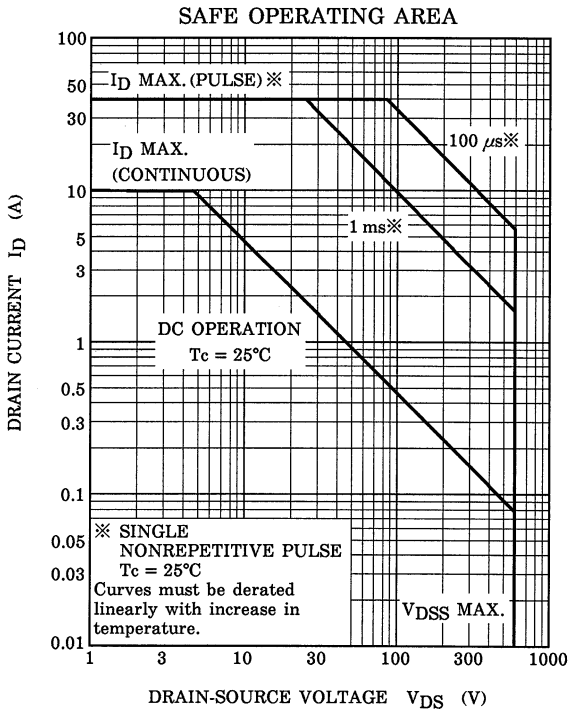

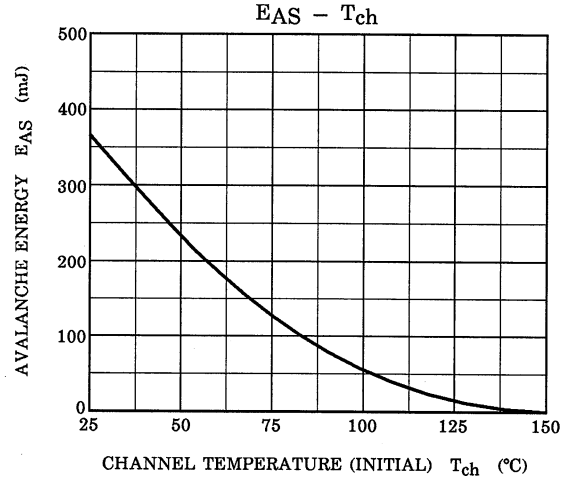

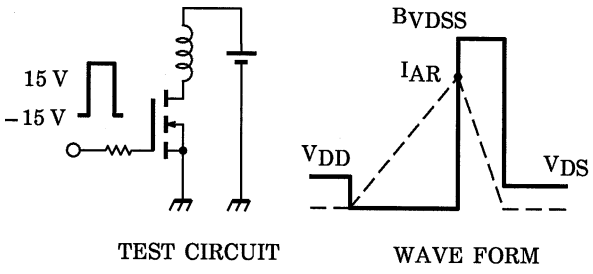

$R_G = 25\ \Omega$
$V_{DD} = 90$ V, L = 6.36 mH

$$E_{AS} = \frac{1}{2} \cdot L \cdot I^2 \cdot \left(\frac{B_{VDSS}}{B_{VDSS} - V_{DD}} \right)$$

RESTRICTIONS ON PRODUCT USE

000707EAA

- TOSHIBA is continually working to improve the quality and reliability of its products. Nevertheless, semiconductor devices in general can malfunction or fail due to their inherent electrical sensitivity and vulnerability to physical stress. It is the responsibility of the buyer, when utilizing TOSHIBA products, to comply with the standards of safety in making a safe design for the entire system, and to avoid situations in which a malfunction or failure of such TOSHIBA products could cause loss of human life, bodily injury or damage to property.
  In developing your designs, please ensure that TOSHIBA products are used within specified operating ranges as set forth in the most recent TOSHIBA products specifications. Also, please keep in mind the precautions and conditions set forth in the “Handling Guide for Semiconductor Devices,” or “TOSHIBA Semiconductor Reliability Handbook” etc..
- The TOSHIBA products listed in this document are intended for usage in general electronics applications (computer, personal equipment, office equipment, measuring equipment, industrial robotics, domestic appliances, etc.). These TOSHIBA products are neither intended nor warranted for usage in equipment that requires extraordinarily high quality and/or reliability or a malfunction or failure of which may cause loss of human life or bodily injury (“Unintended Usage”). Unintended Usage include atomic energy control instruments, airplane or spaceship instruments, transportation instruments, traffic signal instruments, combustion control instruments, medical instruments, all types of safety devices, etc.. Unintended Usage of TOSHIBA products listed in this document shall be made at the customer’s own risk.
- The information contained herein is presented only as a guide for the applications of our products. No responsibility is assumed by TOSHIBA CORPORATION for any infringements of intellectual property or other rights of the third parties which may result from its use. No license is granted by implication or otherwise under any intellectual property or other rights of TOSHIBA CORPORATION or others.
- The information contained herein is subject to change without notice.

ENTEGRECİ

Bu belge www.entegreci.com üzerinden sunulmaktadır.

Elektronik komponent tedarikinde Entegreci

Entegreci, Eskişehir merkezli, Türkiye geneline satış yapan bir elektronik komponent mağazasıdır. Entegreler (IC), mikrodenetleyiciler, transistörler, diyotlar, pasif elemanlar, konnektörler, modüller ve geliştirme kartları tek adetten seri üretim adetlerine kadar satılır. Ürün sayfalarında güncel stok durumunu, fiyatı ve datasheet bağlantısını bulabilirsiniz.

Parça koduyla arama

Üretici parça numarasını yazın; stok ve fiyatı hemen görün.

www.entegreci.com

Ürün kategorileri

Entegreden kapasitöre tüm elektronik komponent kategorileri.

Kategorilere göz atın

Üreticiler

Aradığınız üreticinin ürünlerini tek sayfada inceleyin.

Üreticileri görün

Toplu alım ve teklif

Listede olmayan ya da yüksek adetli parçalar için teklif isteyin.

Teklif isteyin

www.entegreci.com | **destek@entegreci.com** | **0850 305 90 34**

Entegreci is an online electronic components store based in Türkiye. Search by manufacturer part number to see stock, prices and datasheets for integrated circuits, microcontrollers, transistors, passive components and connectors, or request a quote for parts that are not listed.

Bu sayfa Entegreci tarafından eklenmiştir. Belgenin önceki sayfaları asıl yayıncısına aittir ve içeriği değiştirilmemiştir; en güncel sürüm için belgenin yayıncısına başvurun.